

ABOUT THIS CATALOG...

This catalog has been compiled similar in format to the factory Service Parts lists for Packard Automobiles of (1935) 120 through (1956) 56th series. Sections covering Chassis and Body parts are separated into Groups named to be identified with a recognizable portion of the automobile, such as Bonnet, Brake, Bumper, etc.

Each group has a Group # series. For example, Brake has a Group # series from 1.0005 to 1.379. All brake related parts are listed in the Brake group and referenced with their respective Group #'s. The Group # is assigned to cover a part Description and Application. All like functioning parts, though they may differ in design or part # from year to year, are referenced within the same Group #.

When placing an order, it is necessary only to supply the Group # and we will identify the Packard part # according to the Year and Model of the car.

PLEASE KEEP IN MIND THAT PARTS LISTED IN THIS CATALOG ARE NOT INCLUSIVE OF OUR ENTIRE INVENTORY. WE HAVE MANY ADDITIONAL PARTS (TOO NUMEROUS TO LIST) ASSOCIATED WITHIN EACH GROUP. IF THE PART REQUIRED IS NOT LISTED, PLEASE CALL OR WRITE FOR AVAILABILITY AND PRICE.

ORDERING INFORMATION

Customer Service Line: (317) 736-6233

If you have questions concerning items not listed in this catalog or need clarification about those items that are listed, please call us at (317) 736-6233 and we will be glad to assist you.

Toll Free Order Line: (800) 472-2573

As a courtesy to our customers, we have a Toll Free Order Line for calls within the U.S. Please take a moment prior to calling and complete the enclosed ORDER FORM. Providing the specific information on the form (including factory part #'s, when available) helps to expedite the order and reduces the possibility of the incorrect parts being shipped. Orders received by 12 P.M. can usually be (but not guaranteed to be) shipped the same day.

Internet: www.packardparts.com

Orders can be placed through our secure website at any time. You can view pictures of the parts and associated illustrations (where applicable). Orders placed by 12 P.M. can usually be (but not guaranteed to be) shipped the same day.

FAX Line: (317) 736-6235

Complete the enclosed ORDER FORM including detailed Vehicle Information, Customer Information and Method of Payment. Fax orders received prior to 12 P.M. can usually be (but not guaranteed to be) shipped the same day.

Mail Order

Complete the enclosed ORDER FORM including detailed Vehicle Information, Customer Information and Method of Payment. Estimate shipping charges using instructions found in the "Shipping & Handling" paragraph.



Order Toll Free: 800-472-2573
Discover-MasterCard-Visa

To view parts or illustrations, please visit our website.
www.packardparts.com
Info: 1-317-736-6233 • Fax: 1-317-736-6235

Shipping & Handling

Our standard shipping method is by UPS/Fed Ex ground service. For faster delivery, 2nd Day or Next Day air service can be requested, at a higher rate. Shipping charges are determined by weight, zone, and number of packages. Please allow 10% of order (\$5.00 minimum) for shipping & handling charges. Overpayments will be refunded and underpayments will be billed. Oversize packages will be shipped by truck freight; freight collect. C.O.D. fees are \$5.00. Indiana residents please add 7% sales tax.

Shipping Outside of U.S.A.

Orders may be placed by phone, Internet, fax, or mail. Since shipping charges are difficult to estimate, credit card payment is preferred. Payment must be made in U.S. funds. Specify shipping method (Air Mail, Surface Mail, or UPS/Fed Ex Air Delivery) or shipment will be made Air Mail.

Return Policy

In the event that a return must be made, please consider the following:

1. ***All returns, regardless of reason, must have prior authorization.*** Call Customer Service to get a Return Authorization number, which is to be written on the return label. Returns without an authorization number on the package will be refused.
2. Please inspect your orders immediately upon receipt for accuracy & condition. Incorrect items may be returned within 30 days of invoice date for an exchange or refund.
3. *A 20% restocking fee (25% on Steele items) will be charged on items returned for reasons other than due to error.*
4. Claims or requests for return after 30 days will only be considered for exchanges or credit towards future orders.
5. A copy of the original invoice must accompany all returns.
6. All returned items must be unused and in resaleable condition.
7. Returns must be sent postpaid.

Core Charges

Certain items listed as “exchange” (or exch.) require a refundable core charge. The amount of the core charge varies depending upon the item, but is generally calculated at 40% of the list price. Certain items require receipt of the core in advance. The core charge is refunded upon return of a rebuildable core. Cores returned after 90 days will receive a pro-rated core refund.

Method of Payment

We accept MasterCard, Visa, check, money order, and C.O.D.

Pricing

Prices and availability are subject to change without notice.

Order Toll Free: 800-472-2573
Discover-MasterCard-Visa

To view parts or illustrations, please visit our website.
www.packardparts.com
Info: 1-317-736-6233 • Fax: 1-317-736-6235



[illegible]

To view parts or illustrations, please visit our website.
www.packardparts.com
Info: 1-317-736-6233 • Fax: 1-317-736-6235

Before you call us . . .

Our Customer Service Representatives can serve you faster if they have your vehicles "Body Style Number"!

Many of the applications of our parts are determined by the body style of the car. This information is coded on the plate mounted to the firewall or doorpost of your car. Packard used several different styles of codes over the years. The key identifying numbers on your vehicle is the 4 digit Body Style Number. For instance, 1950-56 Packards utilize the first 4 digits of the Vehicle number as the Body Style Number. Packards from 1937-56 used a 4 digit Body Style Number and 1932-36 Models used a 3 digit number. Our Customer Service Representatives can serve you faster if you can supply these numbers.



24 92

This is an example from a 1951 Packard. The 24 identifies it as a 1951 model and the 2 tells us it is a 4 door sedan. Below is listing of what the last digit of the Body Style Number means.

The last digit of the body style number.

	Up to 1942 (exc. Clipper)	1946-56 (and all Clippers)
4 Door Sedan/Touring Sedan . . .	1, 2, 3	1, 2
2 Door Sedan	4	4
Club Coupe	5	
Club Sedan	6	5
Convertible Sedan	7	
Convertible Coupe	9	8, 9
Business Coupe	8	
Limousine	0	0
Hardtop Coupe		7
Station Wagon/Amb./Hearse		3

*These are just examples. Not all years are covered here. Our Customer Service Representatives have more detailed information!

Order Toll Free: 800-472-2573
Discover-MasterCard-Visa

To view parts or illustrations, please visit our website.
www.packardparts.com
Info: 1-317-736-6233 • Fax: 1-317-736-6235





235 Terre Haute St.
Franklin, Indiana 46131

**PACKARD
PARTS AND ACCESSORIES**

MASTER LIST

1921-28 6 Cylinder

1922-39 8 Cylinder

1932-39 V12

**SEPTEMBER
2020**

GROUPS

PAGE#

Bonnet (Hood)	0.003 - 30.20101	SR 1
Brake	1.001 - 1.60701	SR 1-3
Bumper	2.001 - 2.-1501	SR 3
Clutch & Transmission	3.000 - 3.460	SR 3-4
Electrical	4.001 - 30.61163	SR 4-8
Engine	4.-62101 - 5.1929	SR 8-12
Exhaust.....	6.000 - 6.108	SR 12
Fenders & Running Board	7.009 - 7.20701	SR 13
Fuel.....	9.012 - 9.406	SR 13-14
Instrument Board	10.021 - 10.127	SR 14
Radiator	11.001 - 30.87401	SR 14-15
Rear Axle	12.000 - 12.0340	SR 15-16
Springs	14.000 - 14.114	SR 15-16
Steering & Suspension	15.00001 - 15.517	SR 16-17
Trunk Rack	17.010 - 17.014	SR 17
Universal Joint	18.01	SR 17
Wheel	15.404 - 19.026	SR 17
Body	30.001 - 31.474	SR 17-19
Manuals	32.0001 - 32.0002	SR 19
Accessories	34.001 - 34.005	SR 19
Trinkets	35.01 - 35.02	SR 19
Gift Certificates	36.01	SR 19

1921 - 1939 Senior



Order Toll Free: 800-472-2573
Discover-MasterCard-Visa

To view parts or illustrations, please visit our website.
www.packardparts.com
Info: 1-317-736-6233 • Fax: 1-317-736-6235

Group 0 BONNET (Hood)

0.003	Hood Center Hinge				
	207906K	1932-34 ALL MODELS	Includes pivot & 2 side strips; Stainless steel	\$450.00	SET
0.004	Hood Hinge Bracket				
	190739	1932-33 ALL MODELS EXCEPT 1932 900	Rear	\$125.00	EA
	215400	1933-34 ALL MODELS	Front (chrome spear)	\$125.00	EA
	219567	1934 ALL MODELS	Rear (chrome spear)	\$125.00	EA
0.014	Hood Side Corner Bumper				
	*****	SEE RUBBER CATALOG		INQUIRE	
0.018	Hood Side Louvre Molding Set				
	234649-52	1937 SU. 8		INQUIRE	
	316208-11S	1938 SU. 8		INQUIRE	
	BLM104	1939 SU. 8	Stainless steel; Set of 4	\$425.00	SET
0.01901	Hood Louvre Panel Door Springs				
	147283	1928-29 SU. 8, 1930-31 ALL MODELS		\$25.00	EA
	191159S	1932-34 ALL MODELS	8 piece set	\$95.00	SET
	228902S	1935-37 V-12	10 piece set	\$125.00	SET
	242118S	1938-39 V-12	6 piece set	\$95.00	SET
0.0334	Hood Center Molding				
	225441	1935-36 STD. 8, 1937 SU. 8	Bright finish stainless; 53" X 3/4" Pointed ends	\$60.00	EA
	225440	1935-36 SU. 8, 1935-37 V-12	Bright finish stainless; 58" X 3/4" Pointed ends	\$60.00	EA
	324904	1939 SU. 8	Bright finish stainless; 39 1/2" X 3/4" Hack & squared ends	\$50.00	EA
	240688	1938 SU. 8, 1938-39 V-12	Bright finish stainless; 48 3/8" X 3/4" Hack & squared ends	\$50.00	EA
0.0345	Hood Ornaments (We have Goddess & Cormorant Hood Ornaments available for All Years, Inquire.)				
	*****	AVAILABLE FOR MANY MODELS		INQUIRE	
30.201	Hood & Cowl Lacing				
	HL1928-39	1928-39 ALL MODELS EXCEPT 1939 SU. 8	Wire on type; Specify quantity required (typically 15' per car set)	\$3.00	FT
	HL1935-42	1939 SU. 8	Drive nail type; Specify quantity required (typically 15' per car set)	\$3.00	FT
30.2010	Hood Lacing Retainer Wire				
	HL1928-39W	1928-39 ALL MODELS EXCEPT 1939 SU. 8	Inserts through center pocket of lacing	\$2.00	FT
30.20101	Hood & Cowl Lacing Drive Nail Set				
	328945-S1	1939 SU. 8		\$30.00	SET

Group 1 BRAKE

1.0001	Front Brake Lever Dust Cover Kit				
	BDC101	1927-28 6 CYL., 1927-32 STD. 8	2 1/4" Please verify size before ordering	\$100.00	KIT
	BDC102	1927-32 SU. 8	2 3/4" Please verify size before ordering	INQUIRE	KIT
1.0005	Master Cylinder Assembly, Re-sleeved				
	234790	1937-38 SU. 8	Core charge=\$250	\$250.00	+ EXCH
	237618	1937-39 V-12	Core charge=\$250	\$250.00	+ EXCH
	1108	1939 SU. 8	Core charge=\$50	\$195.00	+ EXCH
1.019	Master Cylinder Repair Kit				
	242503	1937-38 SU. 8, 1937-39 V-12		\$45.00	KIT
	333751	1939 SU. 8		\$45.00	KIT
1.023	Wheel Cylinder Assembly				
	237023	1937-38 SU. 8, 1937-39 V-12	Left, front; Core charge=\$150	\$150.00	+ EXCH
	237023R	1937-38 SU. 8, 1937-39 V-12	Left, front; Replacement; Core charge=\$35	\$95.00	+ EXCH
	237024	1937-38 SU. 8, 1937-39 V-12	Right, front; Core charge=\$150	\$150.00	+ EXCH
	237024R	1937-38 SU. 8, 1937-39 V-12	Right, front; Replacement; Core charge=\$35	\$95.00	+ EXCH
	237025	1937-38 SU. 8, 1937-39 V-12	Left, rear; Core charge=\$150	\$150.00	+ EXCH
	237025R	1937-38 SU. 8, 1937-39 V-12	Left, rear; Replacement; Core charge=\$35	\$95.00	+ EXCH
	237026	1937-38 SU. 8, 1937-39 V-12	Right, rear; Core charge=\$150	\$150.00	+ EXCH
	237026R	1937-38 SU. 8, 1937-39 V-12	Right, rear; Replacement; Core charge=\$35	\$95.00	+ EXCH
	302948	1939 SU. 8	Left, front	\$45.00	EA
	302949	1939 SU. 8	Right, front	\$45.00	EA
	302950	1939 SU. 8	Left, rear	\$45.00	EA
	302951	1939 SU. 8	Right, rear	\$45.00	EA
1.029	Wheel Cylinder Kit				
	242504	1937-38 SU. 8, 1937-39 V-12	Rear axle set	\$25.00	PR
	242505	1937-38 SU. 8, 1937-39 V-12	Front axle set	\$25.00	PR
	333753	1939 SU. 8	Front axle set	\$25.00	PR
	333754	1939 SU. 8	Rear axle set	\$25.00	PR
1.108	Brake Cable - Front Lever				
	196913	1933-34 V-12		INQUIRE	
	196914	1933-34 STD. 8 & SU. 8		INQUIRE	
	228791	1935-36 ALL MODELS		\$110.00	EA
	237192	1937-38 SU. 8, 1937-39 V-12		\$110.00	EA
	351991	1939 MODEL 1703		\$110.00	EA

Order Toll Free: 800-472-2573
Discover-MasterCard-Visa

To view parts or illustrations, please visit our website.
www.packardparts.com
Info: 1-317-736-6233 • Fax: 1-317-736-6235



1.123	Brake Cable - Rear				
	196953	1932-33 MODELS 900, 1000		\$125.00	EA
	209894	1933 MODEL 1001		\$125.00	EA
	209895	1933-34 MODELS 1002, 1101		\$125.00	EA
	209896	1933-34 MODELS 1003, 1103		\$125.00	EA
	209897	1933-34 MODELS 1004, 1104		\$125.00	EA
	209898	1933-34 MODELS 1005, 1107		\$125.00	EA
	209899	1933-34 MODELS 1006, 1108		\$125.00	EA
	215167	1934 MODEL 1100		\$125.00	EA
	215168	1934 MODEL 1102		\$125.00	EA
	215169	1934 MODEL 1105		\$125.00	EA
	223648	1935-36 MODELS 1207, 1407		\$125.00	EA
	223649	1935-36 MODELS 1208, 1408		\$125.00	EA
	225790	1935-36 MODELS 1200, 1203, 1400, 1403		\$125.00	EA
	225791	1935-36 MODELS 1201, 1204, 1401, 1404		\$125.00	EA
	225792	1935-36 MODELS 1202, 1205, 1402, 1405		\$125.00	EA
	232316	1937-38 MODELS 1500, 1603		\$125.00	EA
	232317	1937-38 MODELS 1501, 1604		\$125.00	EA
	232318	1937-38 MODELS 1502, 1605		\$125.00	EA
	232319	1937-39 MODEL 1506		\$125.00	EA
	232320	1937-39 MODELS 1507, 1607, 1707		\$125.00	EA
	232321	1937-39 MODELS 1508, 1608, 1708		\$125.00	EA
	333435	1939 MODEL 1703		\$125.00	EA
	333436	1939 SU. 8 MODEL 1703A		\$145.00	EA
	333437	1939 SU. 8 MODEL 1705		\$125.00	EA
1.12301	Brake Cable - Front				
	196952	1932-33 MODELS 900, 1000		\$125.00	EA
	209890	1933-34 MODELS 1001, 1002, 1100, 1101, 1102		\$125.00	EA
	209892	1933-34 MODELS 1003, 1004, 1103, 1104, 1105		\$125.00	EA
	209893	1933-34 MODELS 1005, 1006, 1107, 1108		\$125.00	EA
	223650	1935-36 MODELS 1200, 1201, 1202, 1200A, 1201A, 1400, 1401, 1402		\$125.00	EA
	223651	1935-36 MODELS 1203, 1204, 1205, 1203A, 1403, 1404, 1405		\$125.00	EA
	223652	1935-36 MODELS 1207, 1208, 1407, 1408		\$125.00	EA
1.200	Brake Drum & Hub				
	*****	AVAILABLE FOR MANY MODELS		INQUIRE	
1.201	Brake Drum Damper Spring				
	BDDS35-42	1935-42 ALL MODELS		\$50.00	EA
1.301	Brake Pedal Shaft Boot				
	300915	1939 SU. 8		\$48.59	PR
1.3052	Brake Pedal Pad				
	169182	1930-39 ALL MODELS		\$25.00	EA
1.400	Brake Shoe & Lining Set - Front				
	*****	1928 & EARLIER	Rebuild service available	INQUIRE	
	202S	1929 ALL MODELS, 1930-32 ALL SU. 8	Woven type as original	INQUIRE	
	228S	1930-32 ALL STD. 8 EXCEPT 1932 MODEL 900	Woven type as original	INQUIRE	
	263S	1932 MODEL 900	Woven type as original	INQUIRE	
	251S	1932 TWIN SIX	Woven type as original	INQUIRE	
	272S	1933-36 V-12	Core charge=\$175	INQUIRE	
	271S	1933-36 ALL STD. 8 & SU. 8	Core charge=\$150	INQUIRE	
	235S	1937-39 V-12	Core charge=\$175	\$175.00	+ EXCH
	234S	1937-38 SU. 8	Core charge=\$150	\$150.00	+ EXCH
	299S	1939 SU. 8	Core charge=\$75	\$115.00	+ EXCH
1.4001	Brake Shoe & Lining Set - Rear				
	*****	1928 & EARLIER	Rebuild service available	INQUIRE	
	202S	1929 ALL MODELS, 1930-32 ALL SU. 8	Woven type as original	INQUIRE	
	228S	1930-32 ALL STD. 8 EXCEPT 1932 MODEL 900	Woven type as original	INQUIRE	
	263S	1932 MODEL 900	Woven type as original	INQUIRE	
	251S	1932 TWIN SIX	Woven type as original	INQUIRE	
	274S	1933-36 V-12	Core charge=\$175	INQUIRE	
	273S	1933-36 ALL STD. 8 & SU. 8	Core charge=\$150	INQUIRE	
	235S	1937-39 V-12	Core charge=\$175	\$175.00	+ EXCH
	234S	1937-38 SU. 8	Core charge=\$150	\$150.00	+ EXCH
	299S	1939 SU. 8	Core charge=\$75	\$115.00	+ EXCH
1.40301	Brake Spring Kit, Front & Rear				
	BSK105	1937-39 SU. 8	Front or rear axle set	\$60.00	SET
	BSK106F	1937-39 V-12	Front axle set	\$125.00	SET
	BSK106R	1937-39 V-12	Rear axle set	\$125.00	SET
	BSK107	1933-36 ALL	Front or rear axle set	\$125.00	SET
1.412	Brake Lining Set - Front				
	*****	1928 Earlier	Rebuild service available	INQUIRE	
	202L	1929 ALL MODELS, 1930-32 ALL SU. 8	Woven type as original	INQUIRE	
	228L	1930-32 ALL STD. 8 EXCEPT 1932 MODEL 900	Woven type as original	INQUIRE	
	263L	1932 MODEL 900	Woven type as original	INQUIRE	
	251L	1932 TWIN SIX	Woven type as original	INQUIRE	
	272L	1933-36 V-12		\$95.00	SET
	271L	1933-36 ALL STD. 8 & SU. 8		\$95.00	SET
	235L	1937-38 V-12		\$95.00	SET
	234L	1937-38 SU. 8		\$95.00	SET
	299L	1939 SU. 8		\$95.00	SET



Order Toll Free: 800-472-2573
Discover-MasterCard-Visa

To view parts or illustrations, please visit our website.
www.packardparts.com
Info: 1-317-736-6233 • Fax: 1-317-736-6235

1.413	Brake Lining Set - Rear				
	*****	1928 Earlier	Rebuild service available	INQUIRE	
	202L	1929 ALL MODELS, 1930-32 ALL SU. 8	Woven type as original	INQUIRE	
	228L	1930-32 ALL STD. 8 EXCEPT 1932 MODEL 900	Woven type as original	INQUIRE	
	263L	1932 MODEL 900	Woven type as original	INQUIRE	
	251L	1932 TWIN SIX	Woven type as original	INQUIRE	
	274L	1933-36 V-12		\$95.00	SET
	273L	1933-36 ALL STD. 8 & SU. 8		\$95.00	SET
	235L	1937-39 V-12		\$95.00	SET
	234L	1937-38 SU. 8		\$95.00	SET
	299L	1939 SU. 8		\$95.00	SET
1.607	Brake Hose				
	315829	1937-39 SU. 8 (FRONT & REAR), 1937-39 V-12 (FRONT & REAR)		\$30.00	EA
1.60701	Brake Hose Clip				
	216724R	1937-39 SU. 8, 1937-39 V-12		\$5.00	EA
Group 2 BUMPER					
2.001	Bumper - Front & Rear				
	*****	AVAILABLE FOR SOME MODELS		INQUIRE	
2.00101	Bumper End Cap Set				
	BEC101	1934-36 V-12	Front; Set of 4	INQUIRE	
	BEC102	1934-36 V-12	Rear; Set of 4	INQUIRE	
	BEC103	1935-36 STD. 8	Front or rear; Set of 4	INQUIRE	
2.002	Bumper Arm Grommet, Front & Rear				
	*****	SEE RUBBER CATALOG		INQUIRE	
2.00202	Bumper Arm Frame End Covers				
	FEC32-34F	1932-34 ALL MODELS	Front	\$85.00	EA
	FEC32-34R	1932-34 ALL MODELS	Rear	\$85.00	EA
	FEC35-36F	1935-36 ALL MODELS	Front; Rectangular	\$85.00	EA
	FEC35-36R	1935-36 ALL MODELS	Rear	INQUIRE	
2.00203	Bumper Arm Frame End Cover Bolt & Acorn Nut Set				
	303463FEC	1932-36 ALL MODELS	Set of 4	\$60.00	SET
2.004	Accessory Front Bumper Ornament				
	BO101	1926-31 ALL MODELS WITH SPLIT FRONT BUMPER		\$150.00	EA
2.0050	Bumper Guard, Front				
	*****	AVAILABLE FOR SOME MODELS		INQUIRE	
	232397	1937-39 ALL MODELS	Reproduction; Chrome	INQUIRE	
2.00501	Bumper Guard Mounting Hex Bolt				
	232398	1937-39 SU. 8, 1937-39 V-12	Front & rear	\$30.00	EA
2.0051	Bumper Guard, Rear				
	*****	AVAILABLE FOR SOME MODELS		INQUIRE	
	234653	1937-39 ALL MODELS WITH TRUNK RACK	Reproduction; Chrome	\$175.00	EA
2.014	License Plate Bracket, Front				
	202950	1933-34 ALL MODELS	Replaces left side frame end cover; Chrome	INQUIRE	
	223492	1935-36 ALL MODELS	Replaces left side frame end cover; Chrome	INQUIRE	
	311678	1937-39 ALL MODELS	Front	\$95.00	EA
2.015	License Plate T-Bracket, Front				
	201768	1935-39 SOME MODELS	Primer	\$125.00	EA
	186330	1935-39 SOME MODELS	Chrome	\$150.00	EA
2.01501	License Plate T-Bracket, Spacer				
	190091	1932-36 ALL MODELS	Front, with Acorn Bolt	\$20.00	EA
	307458	1935-38 STD. 8 & SU. 8, 1935-39 V-12	Rear	\$20.00	EA

Group 3 CLUTCH & TRANSMISSION					
3.000	Pressure Plate & Clutch Disk Set				
	CLS-6	1933-38 ALL MODELS, 1939 V-12	Sold only as set; 12" - 1 1/2" spline; Core charge=\$475	\$595.00	+ EXCH
	CLS-3	1939 SU. 8	Mounts to flywheel with 6 bolts; Sold only as set; 11" - 1 3/8" spline; Core charge=\$200	\$350.00	+ EXCH
3.112	Clutch Pedal Shaft Boot				
	300915	1939 SU. 8		\$48.59	PR
3.1166	Clutch Pedal Pad				
	169182	1930-39 ALL MODELS		\$25.00	EA
3.11801	Clutch Release Lever Roller Bearing Set				
	213377	1933-38 ALL MODELS, 1939 V-12	156 pieces	\$75.00	SET
3.148	Shift Relay Lever Repair Kit				
	335357K	1939 SU. 8		\$350.00	EA
3.148	Throw Out Bearing				
	138119	1927-28 6 CYL.; 1927-32 8 CYL.		\$150.00	EA
	230328	1933-38 ALL 8 CYL., 1932-39 V-12		\$150.00	EA
	335355	1939 SU. 8	Bearing w/ collar; Core charge=\$50	\$125.00	+ EXCH
	335355B	1939 SU. 8	Bearing only	\$45.00	EA

Order Toll Free: 800-472-2573
Discover-MasterCard-Visa

To view parts or illustrations, please visit our website.
www.packardparts.com
Info: 1-317-736-6233 • Fax: 1-317-736-6235



3.14801	Clutch Throw Out Bearing Lubrication Hose			
	230061	1934-36 STD. & SU. 8, 1934-36 V-12	\$95.00	EA
3.149	Throw Out Bearing Spring			
	302404	1939 SU. 8	\$10.00	EA
3.2091	Clutch Shaft Rear Bearing			
	196611	1933-38 ALL MODELS, 1939 V-12	\$95.00	EA
	304123	1939 SU. 8	\$85.00	EA
3.2092	Clutch Shaft Pilot Bearing			
	205454	1932-39 ALL MODELS	\$35.00	EA
3.21401	Countershaft Bearing, Front			
	201328	1933-38 ALL MODELS, 1939 V-12	Rebuilding service available; Core must be shipped in advance	\$250.00 EA
3.215	Cluster Gear			
	333809	1939 SU. 8	\$295.00	EA
3.2155	Countershaft Bearing, Rear			
	201381	1933-38 ALL MODELS, 1939 V-12	\$45.00	EA
3.222	Direct Drive & 2nd Speed Gear			
	360331	1939 SU. 8	\$90.00	EA
3.2281	Driving Shaft Rear Bearing			
	196614	1933-38 ALL MODELS, 1939 V-12	\$85.00	EA
	304124	1939 SU. 8	\$85.00	EA
3.2282	Driving Shaft Front Bearing			
	201389	1933-38 ALL MODELS, 1939 V-12	\$45.00	EA
	300290	1939 SU. 8	\$55.00	EA
3.232	Main Shaft Rear Oil Seal			
	111538	1922-28 6 CYL., 1924-29 8 CYL., 1930-38 ALL MODELS, 1939 V-12	Felt	\$20.00 EA
	333546R	1939 SU. 8	Replacement type	\$20.00 EA
	333546	1939 SU. 8	Original type	\$50.00 EA
3.234	Driving Shaft 1st & Reverse Gear			
	333813	1939 SU. 8	\$195.00	EA
3.23501	1st & 2nd Speed Gear Bearing & Race Assembly			
	196593	1933-38 ALL MODELS, 1939 V-12	Rebuilding service available; Core must be shipped in advance	\$200.00 EA
	196593B	1933-38 ALL MODELS, 1939 V-12	Bearing only; Core required to be sent to us before we will ship part	\$125.00 EA
3.245	Transmission Gasket Set			
	196547K	1933-38 ALL MODELS, 1939 V-12	\$45.00	SET
3.311	Gear Shift Lever Boot			
	221405	1937-38 SU. 8, 1937-39 V-12	Floor board seal	\$84.69 EA
	330394BL	1939 SU. 8	Column shift; Black	\$36.39 EA
	330394BN	1939 SU. 8	Column shift; Brown	\$51.49 EA
3.314	Gear Shift Lever Knob			
	203155	1932-36 V-12, 1934-36 8 CYL.	Without bushing	\$54.99 EA
	203155B	1932-36 V-12, 1934-36 8 CYL.	Bushing only	\$20.00 EA
	338439	1939 SU. 8		\$45.00 EA
3.316	Steering Column Selector			
	333151	1939 SU. 8	\$50.00	EA
3.328	1st & Reverse Shaft Lever			
	360425	1939 SU. 8	\$95.00	EA
3.329	Direct & 2nd Shaft Lever			
	360426	1939 SU. 8	\$95.00	EA
3.400	Overdrive Unit			
	*****	1939 SU. 8	Many parts available	INQUIRE
3.40201	Overdrive & Transmission Gasket Set			
	410556-R6	1939 SU. 8	\$40.00	SET
3.452	Overdrive Tail Shaft Seal			
	333546	1939 SU. 8	Original type	\$50.00 EA
	333546R	1939 SU. 8	Replacement type	\$20.00 EA
3.460	Overdrive Main Shaft Pilot Bushing			
	338789	1939 SU. 8	\$15.00	EA
Group 4 ELECTRICAL				
4.0001	Battery Cable - Ground Strap			
	338735	1927-39 ALL MODELS	Braided	\$25.00 EA
4.0003	Battery Cable - To Starter Solenoid			
	*****	1928-36 ALL MODELS	Specify model	INQUIRE
	209170	1933-34 STD. 8 & SU. 8		\$95.00 EA
	232262	1937-38 SU. 8		\$75.00 EA
	240657	1937-39 V-12		\$150.00 EA
	335717	1939 SU. 8		\$75.00 EA
4.0005	Battery Carrier			
	333667	1935-39 ALL MODELS	\$125.00	EA
4.00083	Battery Box Cover Screw			
	BCS101	1927-32 ALL MODELS EXCEPT V-12	\$15.00	EA
4.0104	Cigar Lighter Tip & Knob Assembly			
	190650	1933-36 ALL MODELS	Cat's eye type; Front	\$225.00 EA
	212011	1933-36 ALL MODELS	Cat's eye type; Rear	\$225.00 EA
	232381	1937-39 ALL MODELS	Cat's eye type; Front or rear	\$225.00 EA



Order Toll Free: 800-472-2573
Discover-MasterCard-Visa

To view parts or illustrations, please visit our website.
www.packardparts.com
Info: 1-317-736-6233 • Fax: 1-317-736-6235

4.03001	Distributor Assembly				
	*****	MANY CORES AVAILABLE FOR REBUILD			INQUIRE
4.0305	Distributor Point Set				
	13341K	1922-26 SIX CYL.	For Delco 5249	INQUIRE	
	16587K	1927 SIX CYL.	For Delco 4009	INQUIRE	
	813238K	1928 SIX CYL.	For Delco 656-J	INQUIRE	
	D15548K	1924-26 EIGHT CYL.	For Delco 5260	INQUIRE	
	D16587K	1927-28 EIGHT CYL.	For Delco 4008 & 4030	INQUIRE	
	813238K	1928 EIGHT CYL.	For Delco 4033	INQUIRE	
	NE-19796K	1929 EIGHT CYL.	For NE 10858	INQUIRE	
	NE-5019796K	1930-32 STD 8 & SU. 8	For NE 10858, 10896, 28025, 28269	INQUIRE	
	NE-5025835K	1933-34 STD 8 & SU. 8	For NE 33450	INQUIRE	
	239571	1935 STD 8 & SU. 8	For Delco 662-W	\$75.00	SET
	239572	1936 STD 8 & SU. 8	For Delco 662-T	\$75.00	SET
	239573	1937 SU. 8	For Delco 663-L	\$25.00	SET
	99402	1937-39 SU. 8	For A/L IGT-4005, IGT-4006	\$25.00	SET
	239574	1932-34 V-12	For A/L IGO-4001	\$95.00	SET
	239575	1935-39 V-12	For A/L IGO-4002A	\$95.00	SET
4.0409	Distributor Breaker Plate Conversion Kit				
	NE-5019796CK	1929-32 ALL 8 CYL.	Drop in kit includes new breaker plate, modern replacement points and condenser	\$175.00	KIT
	NE-5025835CK	1933-34 ALL 8 CYL.	Breaker plate requires modification prior to installation. All parts included.	\$175.00	KIT
4.0416	Distributor Cap				
	15436	1922-26 SIX CYL.	For Delco 5249	INQUIRE	
	16802	1927 SIX CYL.	For Delco 4009	INQUIRE	
	814541	1928 SIX CYL.	For Delco 656-J	INQUIRE	
	D16054	1924-26 EIGHT CYL.	For Delco 5260	INQUIRE	
	D16803	1927-28 EIGHT CYL.	For Delco 4008 & 4030	INQUIRE	
	D37603	1928 EIGHT CYL.	For Delco 4033	INQUIRE	
	NE-5020153	1928-32 STD 8 & SU. 8	For NE 10858, 10868, 10896, 28025, 28269	INQUIRE	
	NE-5033893	1933-34 STD 8 & SU. 8	For NE 33450	INQUIRE	
	99624	1935-37 STD 8 & SU. 8	For Delco 662-T, 662-W, 663-L	INQUIRE	
	99387	1937 SU. 8	For A/L IGT-4005	INQUIRE	
	99430	1938-39 SU. 8	For A/L IGT-4006	INQUIRE	
	99395A	1932-34 V-12	For A/L IGO-4001	INQUIRE	
	99395B	1935-39 V-12	For A/L IGO-4002A	INQUIRE	
4.0427	Distributor Condenser				
	13560	1922-26 SIX CYL.	For Delco 5249	INQUIRE	
	16398	1927 SIX CYL.	For Delco 4009	INQUIRE	
	813512	1928 SIX CYL.	For Delco 656-J	INQUIRE	
	D16064	1924-26 EIGHT CYL.	For Delco 5260	INQUIRE	
	D16398	1927-28 EIGHT CYL.	For Delco 4008 & 4030	INQUIRE	
	NE-16876A	1928-29 STD 8 & SU. 8	For NE 10858	INQUIRE	
	NE-5022901	1930-32 STD 8 & SU. 8	For NE 10868, 10896, 28025, 28269	\$95.00	EA
	NE-5033464	1933-34 STD 8 & SU. 8	For NE 33450	\$75.00	EA
	99604	1935-36 STD 8 & SU. 8	For Delco 662-T	\$35.00	EA
	99999	1937 SU. 8	For Delco 663-L	\$15.00	EA
	99368	1937-39 SU. 8	For A/L IGT-4005, IGT-4006	\$15.00	EA
	99366	1932-39 V-12	For A/L IGO-4002A	\$15.00	EA
	99367	1932-39 V-12	For A/L IGO-4001	\$15.00	EA
4.0442	Distributor Rotor				
	12167	1922-26 SIX CYL.	For Delco 5249	INQUIRE	
	16801	1927 SIX CYL.	For Delco 4009	INQUIRE	
	820445	1928 SIX CYL.	For Delco 656-J	INQUIRE	
	D12071	1924-26 EIGHT CYL.	For Delco 5260	INQUIRE	
	D16801	1927-28 EIGHT CYL.	For Delco 4008 & 4030	INQUIRE	
	D37598	1928 EIGHT CYL.	For Delco 4033	INQUIRE	
	NE-5020491	1928-32 STD 8 & SU. 8	For NE 10858, 10868, 10896, 28025, 28269	\$95.00	EA
	NE-5033469	1933-34 STD 8 & SU. 8	For NE-33450	\$150.00	EA
	99605	1935-37 STD 8 & SU. 8	For Delco 662-W, 662-T, 663-L	\$25.00	EA
	99388	1937 SU. 8	For A/L IGT-4005	\$40.00	EA
	371245	1938-39 SU. 8	For A/L IGT-4006	\$15.00	EA
	99396	1932-39 V-12	For A/L IGO-4001, IGO-4002A	INQUIRE	
4.0446	Distributor Vacuum Advance				
	99424	1937-39 SU. 8	Auto-Lite; Core charge=\$75	\$125.00	+ EXCH
	99575	1937 SU. 8	Delco; Core charge=\$75	\$125.00	+ EXCH
	1VC-1039	1939 SU. 8	Auto-Lite; Core charge=\$75	\$125.00	+ EXCH
4.0600	Gas Tank Sending Unit				
	*****	REBUILDING SERVICE AVAILABLE FOR MOST MODELS		INQUIRE	
4.06001	Fuel Gauge Line Kit				
	FLK27-32	1927-32 ALL HYDROSTATIC TYPE GAUGES		\$60.00	EA
4.07001	Generator Assembly				
	*****	MANY CORES AVAIL ABLE FOR REBUI LD		INQUIRF	

Order Toll Free: 800-472-2573
Discover-MasterCard-Visa

To view parts or illustrations, please visit our website.
www.packardparts.com
Info: 1-317-736-6233 • Fax: 1-317-736-6235



4.0703	Generator Cut-Out, Voltage Regulator				
	20220R	1929-32 STD. 8, SU. 8	Single Charge Cut Out, Replacement Type	\$125.00	
	21262R	1932 900, 1933-36 STD. 8, SU. 8, V-12	Two Charge Voltage Regulator, Replacement Type	INQUIRE	
	*****	1937-39	Available for many models	INQUIRE	
4.0916	Generator Brush Set				
	*****	1921-36	Available for most models	INQUIRE	
	GBS101	1937-39 SU. 8	For A.L. Generator GCO-4803A	INQUIRE	
	GBS102	1937-39 V-12	For A.L. Generator GCE-4803A	INQUIRE	
	GBS103	1937 SU. 8	For Delco Generator 961-J	INQUIRE	
	GBS104	1937 V-12	For Delco Generator 930-F	INQUIRE	
4.100001	Horn Mount Nut & Stud Set				
	6164-6114	1932-34		\$30.00	SET
4.1011	Trumpet Horn Cover				
	HC1932	1932 ALL MODELS		\$65.00	EA
	HC1933	1933 ALL MODELS		\$65.00	EA
	HC1934	1934 ALL MODELS		\$65.00	EA
4.1016	Horn Relay				
	216134	1934-39 ALL MODELS	Replacement type	\$30.00	EA
4.1100	Ignition Cable Set				
	PWS106	1922-27 6 CYL.		\$75.00	SET
	PWS106A	1928 6 CYL.		\$75.00	SET
	PWS107	1924-28 8 CYL.		\$75.00	SET
	PWS108	1929-32 SU. 8		\$75.00	SET
	PWS109	1933-34 SU. 8		\$75.00	SET
	PWS110	1929-32 STD 8		\$75.00	SET
	PWS111	1933-34 STD 8		\$75.00	SET
	PWS112	1933 V-12		\$95.00	SET
	PWS113	1934 V-12		\$95.00	SET
	PWS114	1935-39 V-12		\$95.00	SET
	338820	1935-36 STD. 8, 1935-39 SU. 8		\$60.00	SET
4.1105	Spark Plugs				
	SP21-23	1921-23 SOME MODELS		\$12.00	EA
	SP24-31	1924-31 SOME MODELS	3/4", 7/8" reach; 1931 specify size	\$12.00	EA
	SP31-32	1931-32 SOME MODELS	18MM, 1/2" reach; 1931-32 specify size	\$5.00	EA
	SP32-36	1932-36 SOME MODELS	14MM, 3/8" reach; 1932 specify size	\$4.00	EA
	SP37-39	1937-39 SOME MODELS	10MM, 1/4" reach	\$4.00	EA
4.1203	Ignition Coils				
	*****	1930-39 SOME MODELS		INQUIRE	
	NE-5033449	1933-34 ALL 8 CYL.	Twin coils and bracket assembly	\$625.00	+ EXCH
	215384	1934-39 V-12	Twin coils and bracket assembly	\$625.00	+ EXCH
	223660	1935-37 STD 8 & SU. 8 WITH DELCO	Coil less base	\$250.00	EA
	239531	1937-38 SU. 8 WITH AUTOLITE	Coil less base	\$250.00	EA
	3224	1939 SU. 8 WITH AUTOLITE	Coil & bracket	INQUIRE	
4.1205	Ignition Switch & Cable Assembly				
	*****	1933-39 ALL MODELS	Rebuild service available	INQUIRE	
4.12053	Ignition Switch Bezel				
	228787	1935-37 SENIOR MODELS	Stainless	\$95.00	EA
	228788	1935-37 SENIOR MODELS	Retaining nut, Stainless	\$60.00	EA
4.1206	Ignition Switch Lock Cylinder				
	219312	1934-39 ALL MODELS	With keys; Uncoded	\$75.00	EA
4.1207	Ignition Switch Key Blank				
	458061	1930-39 ALL MODELS	Reproduction "Packard Motor Car Co. Detroit" block lettered round key	\$10.00	EA
	34325	1929 & EARLIER	Reproduction "Packard" script lettered round key	\$10.00	EA
4.1250	Back Up Light Assembly				
	BUL101	1937-39 ALL MODELS	Can also be used for 1935-36 all models; Accessory; With "Packard" script; Includes mounting bracket	INQUIRE	
4.1254	Back Up Light Bulb				
	1133	1937-39 ALL MODELS		\$2.50	EA
4.1259	Back Up Light Lens				
	BL101	1937-39 ALL MODELS	Glass	\$65.00	EA
4.1260	Back Up Lamp Lens Gasket				
	BLG101	1937-39 ALL MODELS		\$2.50	EA
4.1261	Back Up Light Bracket				
	BLB101	1937-39 ALL MODELS		\$35.00	EA
4.13025	Headlight Bulb				
	1110	1927-31 ALL MODELS		\$25.00	EA
	1000	1932 ALL MODELS		\$25.00	EA
	3003	1933-34 ALL MODELS		INQUIRE	
	2330	1935-39 ALL MODELS		\$15.00	EA
	2330H-6V	1935-39 ALL MODELS WITH 6 VOLT	Halogen replacement	\$30.00	EA
	2330H-12V	1935-39 ALL MODELS WITH 12 VOLT	Halogen replacement	\$30.00	EA
4.13065	Headlight Bulb Socket				
	330605	1935-39 ALL MODELS		INQUIRE	
4.130301	Headlight Sealed Beam Conversion Kit				
	SBCK35-39	1935-39 ALL MODELS	Includes retainer, cradle, bulb, & socket	\$175.00	PR
4.1311	Headlight Bezel				
	225867	1935-38 ALL MODELS, 1939 V-12		\$50.00	EA



Order Toll Free: 800-472-2573
Discover-MasterCard-Visa

To view parts or illustrations, please visit our website.
www.packardparts.com
Info: 1-317-736-6233 • Fax: 1-317-736-6235

4.1313 Headlight Lens					
	213265	1933-34 SU. 8 & V-12	Right; Plastic reproduction	INQUIRE	
	213266	1933-34 SU. 8 & V-12	Left; Plastic reproduction	INQUIRE	
	225868	1935-38 8 CYL., 1935-39 V-12	Right; Glass Reproduction	\$300.00	EA
	225869	1935-38 8 CYL., 1935-39 V-12	Left; Glass reproduction	\$300.00	EA
	225868P	1935-38 8 CYL., 1935-39 V-12	Right; Plastic reproduction	INQUIRE	
	225869P	1935-38 8 CYL., 1935-39 V-12	Left; Plastic reproduction	INQUIRE	
	*****	1930-39 ALL MODELS	Original glass lenses available for some models	INQUIRE	
4.1321 Headlight Reflector					
	239082	1935-38 ALL MODELS, 1939 V-12		\$150.00	EA
	213267	1933-34 ALL MODELS	Left; Hole size for socket = 7/8"	\$175.00	EA
	213268	1933-34 ALL MODELS	Right; Hole size for socket = 7/8"	\$175.00	EA
4.132101 Headlight Reflector Tension Spring					
	HLRS	1935-39 ALL MODELS		\$10.00	EA
4.1322 Headlight Reflector Gasket					
	225873	1935-39 ALL		\$30.00	PR
4.1328 Headlight Dimmer Switch					
	326815	1937-39 ALL MODELS		\$40.00	EA
4.1329 Headlight Dimmer Switch Cap					
	311729	1937-39 ALL MODELS		\$15.00	EA
4.1400 Parking Light Assembly - Fender Mounted					
	201742	1932 SER. 900, 1933-34 STD. 8	Chrome; All lights wired to be used as turn signals	INQUIRE	
	209419	1933-34 SU. 8	Chrome; All lights wired to be used as turn signals	INQUIRE	
	225689P	1935-39 ALL MODELS	Primer; All lights wired to be used as turn signals	INQUIRE	
4.14001 Parking Light Base					
	202685	1932 SER. 900, 1932 V-12, 1933-34 ALL MODELS	Chrome plated	INQUIRE	
	225689B	1935-39 ALL MODELS		\$65.00	EA
4.14015 Parking Light Bulb					
	1154	1933-39 ALL MODELS	For fender mounted lights	\$2.50	EA
	55	1935-39 ALL MODELS	For head light reflector	\$2.50	EA
4.14017 Turn Signal Conversion Kit					
	TSK101	1932 SER. 900, 1932 V-12, 1933-34 ALL MODELS	Converts original type parking lights into parking/turn signal lights	\$100.00	KIT
4.21082 Turn Signal Switch Kit					
	TSS35-40	1935-39 ALL MODELS	Toggle switch only	\$25.00	KIT
	TSS35-41	1935-39 ALL MODELS	Kit includes steering column mounted switch & lever, flasher & wiring	\$125.00	KIT
4.14028 Park Light Bezel					
	202677	1932 SER. 900, 1933-34 STD. 8		\$75.00	EA
	203962	1932-34 V-12, 1933-34 SU. 8		\$75.00	EA
4.1406 Parking Light Base Gasket					
	201755	1932 SER. 900, 1932 V-12, 1933-34 ALL MODELS		\$10.00	PR
	225740	1935-39 ALL MODELS		\$10.00	PR
4.1407 Parking Light Lens, Glass					
	178659	1930-32 STD. 8		\$35.00	EA
	178662	1930-32 SU. 8		\$35.00	EA
	202678	1932 SER. 900, 1933-34 STD. 8		\$35.00	EA
	203963	1933-34 SU. 8, 1932-34 V-12		\$45.00	EA
	228679	1935-39 ALL		\$45.00	EA
4.1408 Parking Light Lens Gasket					
	228679G	1935-39 ALL MODELS		\$2.50	EA
4.1602 Tail Light Body					
	202416	1932 900	Left, Chrome plated	\$95.00	EA
	202428	1932 900	Right, Chrome plated	\$75.00	EA
	216610	1934 ALL MODELS	Left, Chrome plated	\$95.00	EA
	216611	1934 ALL MODELS	Right, Chrome plated	\$75.00	EA
	223312	1935-36 ALL MODELS	Left	\$95.00	EA
	223313	1935-36 ALL MODELS	Right	\$55.00	EA
	303644	1937-38 SU. 8, 1937-39 V-12	Left	\$60.00	EA
	303645	1937-38 SU. 8, 1937-39 V-12	Right	\$40.00	EA
4.1603 Tail Light Stanchions					
	*****	1935-39 AVAILABLE FOR MANY MODELS		INQUIRE	
4.16055 Tail Light Bulb					
	*****	1922-31 AVAILABLE FOR MANY MODELS		INQUIRE	
	63	1932-39 ALL MODELS	Tail light	\$2.50	EA
	87	1932-39 ALL MODELS	Stop light	\$2.50	EA
	63H-6V	1932-39 ALL MODELS	Halogen replacement	\$17.50	EA
	87H-6V	1932-39 ALL MODELS	Halogen replacement	\$17.50	EA

Order Toll Free: 800-472-2573
Discover-MasterCard-Visa

To view parts or illustrations, please visit our website.
www.packardparts.com
Info: 1-317-736-6233 • Fax: 1-317-736-6235



4.1620	Tail Light Rim				
	202414D	1932 900		\$75.00	EA
	225880	1935-36 ALL MODELS		\$50.00	EA
	242020	1937-38 SU. 8, 1937-39 V-12		\$50.00	EA
4.1622	Tail Light Lens, Glass				
	176602	1930-31 ALL MODELS	Red	\$35.00	EA
	176603	1930-31 ALL MODELS	Amber	\$20.00	EA
	176604	1930-31 ALL MODELS	Clear	\$20.00	EA
	194446	1932 ALL 8 CYL. EXCEPT SER. 900	Sold as matched pair only	\$150.00	PR
	202415	1932 900	Can also be used for 1933 8 cyl. Models; Sold as matched pair only	\$200.00	PR
	205956	1932-34 V-12	Blue dot type; Sold as matched pair only	\$250.00	PR
	216614	1934 STD. 8 & SU. 8	Sold as matched pair only	\$150.00	PR
	225879	1935-36 ALL MODELS	With jewel	\$175.00	EA
	225879J	1935-36 ALL MODELS	Without jewel	\$125.00	EA
	239066	1937-38 SU. 8, 1937-39 V-12	With jewel	\$175.00	EA
	239066J	1937-38 SU. 8, 1937-39 V-12	Without jewel	\$125.00	EA
	338549	1939 SU. 8		\$50.00	EA
4.1623	Tail Light Lens Gaskets				
	311715	1932-38 ALL MODELS, 1939-V-12		\$31.29	PR
4.1631	License Plate Stanchion, Rear				
	303437	1935-38 STD. 8 & SU. 8, 1935-39 V-12	Uses #307458 spacer and #225632 retainer	\$125.00	EA
4.1632	License Plate T-Bracket, Rear				
	201768	1935-39 SOME MODELS	Primer	\$125.00	EA
	186330	1932-34 ALL MODELS, 1935-39 SOME MODELS	Chrome	\$150.00	EA
4.163201	License Plate T-Bracket Spacer, Rear				
	307458	1935-39 ALL MODELS		\$20.00	EA
	190332			\$25.00	
4.1633	License Plate T-Bracket Retainer Clip, Rear				
	225632	1935-39 STD. 8 & SU. 8, 1935-39 V-12		\$15.00	EA
30.6370	License Light Bulb				
	63	1930-39 ALL MODELS		\$2.50	EA
30.650	License Light Lens, Glass				
	303439	1937-38 SU. 8, 1937-39 V-12		\$50.00	EA
	225888	1935-36 ALL MODELS		INQUIRE	
30.650	License Light Lens, Plastic				
	216615P	1934 ALL MODELS		INQUIRE	
30.651	License Light Lens Gasket				
	303442	1937-38 SU. 8, 1937-39 V-12		\$2.50	EA
4.1646	Stop Light Switch				
	213805	1933-36 ALL MODELS		INQUIRE	
	320980	1937-39 SU. 8, 1937-39 V-12		\$25.00	EA
4.1800	Starter Motor Assembly				
	*****	MANY CORES AVAILABLE FOR REBUILD		INQUIRE	
4.18001	Starter Motor Switch				
	137015	1922-28 6 CYL., 1924-32 8 CYL.	Foot Operated	\$75.00	EA
4.1801	Push Button Starter Switch with New Bezel				
	207800R	1933-39 ALL SR. MODELS EXCEPT 1939 SU. 8	Must use your knob; Core=\$50	\$150.00	+ EXCH
4.2002	Starter Brush Set				
	*****	1922-29 ALL MODELS	Available for most models	INQUIRE	
	SBS101	1936 STD. 8	For A/L May-4014, Max-4014	\$40.00	SET
	SBS102	1937 SU. 8	For Delco 729-H	\$40.00	SET
	13592K	1930-39 ALL MODELS	All with Owens Dyneto	\$125.00	SET
4.2044	Starter Solenoid				
	99486	1937-38 SU. 8, 1937-39 V-12	Auto-Lite; Core charge=\$75	\$175.00	+ EXCH
	99489	1939 SU. 8	Auto-Lite; Core charge=\$75	\$145.00	+ EXCH
	99578	1937 V-12	Delco; Core charge=\$75	\$145.00	+ EXCH
4.2320	Wire Harnesses				
	*****	AVAILABLE FOR ALL MODELS	Reproduction	INQUIRE	
30.61125	Running Board Courtesy Light Assembly				
	CLA101	1930-34 ALL SU. 8 & V-12	45 degrees; Mounts on running board apron	\$375.00	EA
	CLA102	1935-39 ALL SU. 8 & V-12	90 degrees; Mounts on rear fender	\$375.00	EA
30.61162	Running Board Courtesy Light Lens, Glass				
	185064L	1930-39 SU. 8 & V-12 MODELS		\$25.00	EA
30.61163	Running Board Courtesy Light Rim with Lens				
	185064	1930-39 SU. 8 & V-12 MODELS		\$150.00	EA

Group 5 ENGINE

4.062101	Oil Gauge Hose				
	215546R	1934-36 STD. 8, 1934-39 SU. 8	Braided cloth hose like original	\$30.00	EA
	215547R	1934-36 V-12	Braided cloth hose like original	\$30.00	EA
5.00001	Engine Paint				
	C-6247B	1921-39 ALL MODELS	Green, One quart	\$40.00	QT
	C-6247BS	1921-39 ALL MODELS	Green; Spray; 16 ounces	\$25.00	EA



Order Toll Free: 800-472-2573
Discover-MasterCard-Visa

To view parts or illustrations, please visit our website.
www.packardparts.com
Info: 1-317-736-6233 • Fax: 1-317-736-6235

5.0105 Timing Chain					
	194034	1928-36 ALL 8 CYL		\$325.00	EA
	202895	1932-39 V-12		\$375.00	EA
	231423	1937-39 SU. 8		\$325.00	EA
5.0106 Rocker Arm Roller & Pin					
	158723R	1924-32 6 & 8 CYL WITH STAMPING		\$30.00	EA
	234584/5R	1931-32 WITH FORGING; 1933-39 ALL 8 CYL.		\$30.00	EA
5.0111 Cam Gear					
	169597	1930-36 ALL 8 CYL		INQUIRE	
	207525	1932-39 V-12		INQUIRE	
	231422	1937-38 SU. 8		INQUIRE	
	338208	1939 SU. 8		INQUIRE	
5.0203 Connecting Rod Bearings					
	9405CA	1933-36 STD. 8, 1937-39 SU. 8	New reproduction insert type bearings, available in std., .001, .002, .010, .020, .030, .040	INQUIRE	
	9410CA	1933-36 SU. 8	New reproduction insert type bearings, available in std., .001, .002, .010, .020, .030, .040	INQUIRE	
	239642	1932-39 V-12	Right side bearing; New reproduction insert type bearings, available in std., .001, .002, .010, .020, .030, .040	INQUIRE	
	239643	1932-39 V-12	Left side bearings; New reproduction insert type bearings, available in std., .001, .002, .010, .020, .030, .040	INQUIRE	
5.0204 Piston Pin Bushing					
	156648	1922-28 8 CYL, 1929-32 SU. 8		\$15.00	EA
	158222	1929-32 STD. 8		\$15.00	EA
	213935	1933-36 STD. 8, 1937-39 SU. 8		\$15.00	EA
	213936	1933-36 SU. 8, 1932-39 V-12		\$15.00	EA
5.0407 Rear Main Seals					
	125863	1ST SERIES THRU 17TH, ALL 8 CYL.	Cork Sticks	\$20.00	PR
5.03001 Crankcase To Block Gasket					
	132702	1926-29 SU. 8		\$30.00	EA
	158088	1929 STD. 8		\$30.00	EA
	170148	1930-36 STD. 8, 1937-39 SU. 8		\$30.00	EA
	171952	1930-36 SU. 8		\$30.00	EA
5.0410 Crankshaft Gear					
	132402	1930-36 ALL 8 CYL		INQUIRE	
	202876	1932-39 V-12		INQUIRE	
	231421	1937-39 SU. 8		INQUIRE	
5.050301 Cylinder Head Stud					
	125485	1921-39 ALL 6 & 8 CYL.	7/16-20 x 3 1/2"; 1921-28 6 cyl, 23 required; 1924-28 8 cyl, 29 required; 1929 su. 8, 29 required; 1929 std. 8, 27 required; 1930-32 std. 8 & su. 8, 27 required; 1933-38 std. 8 & su. 8, 25 (short) required; 1939 su. 8, 27 required	\$4.00	EA
	6142	1932-34 V-12	1/2-20 x 2 1/4"; 14 required	\$5.00	EA
	6143	1932-34 V-12	1/2-20 x 4"; 14 required	\$6.00	EA
	6143	1935-39 V-12	1/2-20 x 4"; 14 required	\$6.00	EA
	6308	1932-34 V-12	1/2-20 x 2 7/8"; 14 required	\$6.00	EA
	6308	1935-39 V-12	1/2-20 x 2 7/8"; 28 required	\$6.00	EA
	207597	1933-34 STD. 8 & SU. 8	7/16-20 x 4 1/2", 2 required	\$10.00	EA
	223685	1935-38 STD. 8 & SU. 8	2 required	\$10.00	EA
5.050302 Head Nut & Washer					
	ANW101-1	1921-28 ALL 6 CYL.	23 nuts, 23 washers	\$143.75	SET
	ANW101-2	1924-28 8 CYL., 1929 SU. 8, 1935-41 120 MODELS	29 nuts, 29 washers	\$181.25	SET
	ANW101-3	1929 STD. 8, 1930-39 STD. 8 & SU. 8	27 nuts, 27 washers	\$168.75	SET
	ANW102	1932-39 V-12	42 nuts, 38 thick washers, 8 thin washers	\$304.50	SET
5.0504 Head Gasket					
	120990	1921-24 6 CYL.	Metal clad asbestos	INQUIRE	
	132357	1925-27 6 CYL.	Metal clad asbestos	INQUIRE	
	144175	1927-28 6 CYL.	Metal clad asbestos	INQUIRE	
	125796	1924-26 8 CYL.	Metal clad asbestos	INQUIRE	
	141962	1927-28 8 CYL.	Metal clad asbestos	INQUIRE	
	158293	1929 STD. 8	Metal clad asbestos	INQUIRE	
	159721	1929 SU. 8	Metal clad asbestos	INQUIRE	
	197606	1932 900	Metal clad asbestos	INQUIRE	
	197821	1932-39 V-12	Metal clad asbestos	\$350.00	PR
	210440	1930-33 STD. 8	Metal clad asbestos	\$275.00	EA
	210441	1930-33 SU. 8	Metal clad asbestos	\$275.00	EA
	215430	1934-36 STD. 8, 1937-38 SU. 8	Metal clad asbestos	\$275.00	EA
	215431	1934-36 SU. 8	Metal clad asbestos	\$275.00	EA
	335442	1939 SU. 8	Metal clad asbestos	\$275.00	EA
5.0509 Water Neck Gasket					
	121711	1927-33 STD. 8 & SU. 8		\$5.00	EA
	203454	1932-39 V-12		\$5.00	EA
	221462	1935-36 STD. 8, 1935-39 SU. 8		\$5.00	EA
5.051801 Breather Pipe Gasket					
	159698	1929-37 STD. 8 & SU. 8		\$10.00	EA

Order Toll Free: 800-472-2573
Discover-MasterCard-Visa

To view parts or illustrations, please visit our website.
www.packardparts.com
Info: 1-317-736-6233 • Fax: 1-317-736-6235



5.0532	Water Jacket - Reproduction				
	121076	1921-28 6 CYL		INQUIRE	
	182146	1924-28 8 CYL, 1929-32 SU. 8		INQUIRE	
	196983	1929-32 STD. 8, 1932 900		INQUIRE	
	197790	1932-39 V-12		INQUIRE	
	197790SS	1932-39 V-12	Stainless steel	INQUIRE	
	215128	1934 SU. 8	With oil cooler	INQUIRE	
	215191	1934 STD. 8	With oil cooler	INQUIRE	
	221055	1933-36 STD. 8, 1937-39 SU. 8		INQUIRE	
	221056	1933-36 SU. 8		INQUIRE	
5.05321	Water Jacket Side Plate Gasket				
	121019	1921-28 6 CYL		\$30.00	EA
	125809	1924-28 8 CYL, 1929-36 SU. 8		\$30.00	EA
	158185	1929-36 STD. 8, 1937-39 SU. 8		\$30.00	EA
	197791	1932-39 V-12		\$40.00	PR
5.05322	Water Jacket Screw				
	7801	1933-39 STD. 8 & SU. 8		\$2.00	EA
	7801W	1933-39 STD. 8 & SU. 8	Washer	\$1.00	EA
	6465	1932-39 V-12		\$2.00	EA
5.05323	Oil Cooler to Water Jacket Gasket				
	215132	1934 STD. 8 & SU. 8		\$10.00	EA
5.0602	Flywheel Ring Gear				
	FWRG22-39SR	1922-39 Six, Eight, Twelve's		\$325.00	EA
5.0700	Engine Overhaul Gasket Set				
	EGS29STD8	1929 STD. 8		\$525.00	SET
	EGS29SU8	1929 SU. 8		\$525.00	SET
	EGS30STD8	1930 STD. 8		\$525.00	SET
	EGS30SU8	1930 SU. 8		\$525.00	SET
	EGS31STD8	1931 STD. 8		\$525.00	SET
	EGS31SU8	1931 SU. 8		\$525.00	SET
	EGS32-33STD8	1932-33 STD. 8		\$525.00	SET
	EGS32-33SU8	1932-33 SU. 8		\$525.00	SET
	EGS32900	1932 900		\$525.00	SET
	EGS34-36STD8	1934-36 STD. 8		\$525.00	SET
	EGS34-36SU8	1934-36 SU. 8		\$525.00	SET
	EGS37-38SU8	1937-38 SU. 8		\$525.00	SET
	EGS39SU8	1939 SU. 8		\$525.00	SET
	EGS32-34V12	1932-34 V-12		\$1,075.00	SET
	EGS35-39V12	1935-39 V-12		\$1,075.00	SET
5.08001	Timing Chain Breather Gasket				
	147479	1927-33 STD. 8 & SU. 8		\$5.00	EA
5.08002	Timing Chain Inspection Plug Seal				
	20075	1921-26 6 CYL, 1923-39 STD. 8 & SU. 8		\$10.00	EA
5.0801	Timing Cover Gasket				
	125818	1924-27 8 CYL		\$25.00	EA
	158668	1928-36 STD. 8 & SU. 8		\$25.00	EA
	201053K	1932-39 V-12	Gasket & seal kit	\$50.00	SET
	231319	1937-39 SU. 8		\$25.00	EA
5.080101	Generator Gasket				
	114883/115274	1921-28 6 CYL, 1923-36 STD. 8 & SU. 8	Sold as set	\$15.00	SET
5.0803	Timing Cover Seal				
	170522	1930-39 STD. 8 & SU. 8	Felt	\$15.00	EA
5.09001	Manifold Mounting Stud & Nut				
	7405	1930-36 STD. 8, 1930-39 SU. 8	Brass nut	\$2.00	EA
	142897	1927-29 ALL	Stud	\$2.00	EA
	144514	1932-39 V-12	Washer	\$5.00	EA
	197798	1932-39 V-12	High hex nut, stainless steel	\$4.00	EA
	205429	1932-39 V-12	Brass nut	\$2.00	EA
	175911	1930-36 STD. 8, 1930-39 SU. 8	Stud	\$2.00	EA
	197803	1932-39 V-12	Stud	\$3.00	EA
5.0902	Manifold Gasket Set - Reproduction				
	98131	1921-28 ALL 6 CYL. MODELS		\$50.00	SET
	98132	1929 STD. 8		\$50.00	SET
	98132OEM	1929 STD. 8		\$195.00	SET
	98133	1927-29 SU. 8		\$50.00	SET
	98133A	1924-26 SU. 8		INQUIRE	
	98133OEM	1926-29 SU. 8		\$195.00	SET
	98134	1930 STD. 8		\$50.00	SET
	98134OEM	1930 STD. 8		\$195.00	SET
	98135	1930 SU. 8		\$50.00	SET
	98135OEM	1930 SU. 8		\$195.00	SET
	98136	1931 STD. 8		\$50.00	SET
	98136OEM	1931 STD. 8		\$195.00	SET
	98137	1931 SU. 8		\$50.00	SET
	98137OEM	1931 SU. 8		\$195.00	SET
	98138	1932 STD., 1932 SERIES 900		\$50.00	SET
	98138OEM	1932 STD., 1932 SERIES 900		\$250.00	SET
	98139-32OEM	1932 SU. 8		\$250.00	SET
	98139	1933-36 SU. 8		\$50.00	SET
	98139OEM	1933-36 SU. 8		\$195.00	SET
	98218	1932-39 V-12		\$50.00	SET
	98218OEM	1932-39 V-12		\$250.00	SET
	228769R	1932-36 STD. 8, 1937-39 SU. 8		\$50.00	SET
	228769OEM	1932-36 STD. 8, 1937-39 SU. 8		\$195.00	SET
5.0902	Manifold Gasket Set - Original				
	*****	MANY ORIGINAL METAL CLAD TYPE SETS AVAILABLE		INQUIRE	



Order Toll Free: 800-472-2573
Discover-MasterCard-Visa

To view parts or illustrations, please visit our website.
www.packardparts.com
Info: 1-317-736-6233 • Fax: 1-317-736-6235

5.0903	Hot Spot Gasket				
	203792	1932-39 V-12	Spacer gasket (copper ring); Set of 4	\$30.00	SET
	210009R	1933-36 STD. 8, 1937-39 SU. 8		\$5.00	EA
	210009OEM	1933-36 STD. 8, 1937-39 SU. 8	OEM	\$45.00	EA
	210096	1933-36 SU. 8		\$5.00	EA
	210096OEM	1933-36 SU. 8	OEM	\$45.00	EA
5.0904	Manifold Heat Riser Thermostatic Spring				
	1351020	1933-39 STD. 8 & SU. 8		\$35.00	EA
5.0906	Exhaust Manifold Heat Riser Cover				
	210016	1933-39 STD. 8 & SU. 8		\$35.00	EA
5.09095	Manifold Heat Riser Repair Kit				
	198782	1933-39 STD. 8 & SU. 8	Kit includes shaft, bushings, springs, & cover	INQUIRE	KIT
5.0919	Manifold Heat Riser Valve Stop Spring				
	213746	1933-39 STD. 8 & SU. 8		\$20.00	EA
5.0938	Manifold Drain Tube Gasket Set				
	114684-K	1934-39 STD. 8 & SU. 8		\$15.00	SET
5.10001	Oil Filler Gasket				
	143131	1927-36 STD. 8 & SU. 8		\$5.00	EA
5.10008	Oil Filter Gaskets				
	239579	1928-39 SOME MODELS	For L-8 oil filter, 2 required	\$2.50	EA
5.1004	Oil Cooler Gasket				
	219994	1935-36 STD. 8, 1935-39 SU. 8, 1938-39 V-12		\$10.00	EA
5.1008	Oil Filter - Reproduction				
	L-6	1928-39 SOME MODELS		\$595.00	EA
	L-8	1928-39 SOME MODELS		\$595.00	EA
	SP3600	1928-39 SOME MODELS	Replacement element for spin apart filters	\$15.00	EA
5.1010	Oil Filter Bracket				
	230240P	1928-39 ALL STD8 & SU8 EXCEPT 1934	Primer-mount hole spacing=4 1/4"	INQUIRE	
	230240P-V12	1932-39 V-12	Primer-mount hole spacing=3 1/2"	\$75.00	SET
5.1019	Oil Manifold Gasket Set				
	114684-K2	1934-39 STD. 8 & SU. 8		\$15.00	SET
	133132	1921-28 6 CYL		\$15.00	SET
5.1100	Oil Pan Drain Plug & Gasket Set				
	144930S	1933-39 ALL SR SERIES		\$85.00	EA
5.11001	Oil Pan Drain Plug Seal				
	120075	1921-26 6 CYL, 1923-39 STD. 8 & SU. 8, 1932-39 V-12		\$10.00	EA
5.1101	Oil Pan Gasket Set				
	129844	1924-26 8 CYL.		\$45.00	SET
	158705	1929 STD. 8		\$45.00	SET
	158787	1929 SU. 8		\$45.00	SET
	169185	1930-33 SU. 8		\$30.00	SET
	170156	1930-33 STD. 8		\$30.00	SET
	197805	1932-34 V-12		\$45.00	SET
	215067	1934-36 SU. 8		\$30.00	SET
	215164	1934-36 STD. 8		\$30.00	SET
	219920	1935-39 V-12		\$45.00	SET
	232011	1937-39 SU. 8		\$30.00	SET
5.13001	Oil Strainer Cover Plate Gasket				
	114886	1923-38 STD. 8 & SU. 8, 1921-28 6 CYL		\$10.00	EA
	203002	1932-39 V-12		\$15.00	EA
5.1400	Pistons				
	3217P	1929-36 STD. 8, 1937-39 SU. 8	Specify standard or over size	INQUIRE	
	3218P	1928-36 SU. 8	Specify standard or over size	INQUIRE	
	3219P	1932-39 V-12	Specify standard or over size	INQUIRE	
5.1402	Piston Pin Lock				
	190021	1930-39 ALL MODELS		\$2.00	EA
5.14025	Piston Ring Set				
	3217R	1929-36 STD. 8, 1937-39 SU. 8	Specify standard or over size	INQUIRE	
	3218R	1928-36 SU. 8	Specify standard or over size	INQUIRE	
	3219R	1932-39 V-12	Specify standard or over size	INQUIRE	
5.1552	Motor Side Stabilizer				
	207544	1933-34 STD. 8 & SU. 8	Right side; Core charge=\$125	\$122.99	+ EXCH
	207815	1933-34 STD. 8 & SU. 8	Left side; Core charge=\$75	\$90.00	+ EXCH
	207815	1935-36 STD. 8, 1935-38 SU. 8	One side only; Core charge=\$75	\$90.00	+ EXCH
	207815	1935-39 V-12	Both sides; Core charge=\$75	\$90.00	+ EXCH
5.1603	Motor Mount, Front				
	209770	1933-34 ALL 8 CYL.		\$89.99	PR
	223747	1935-38 ALL MODELS, 1939 V-12		\$81.49	PR
5.1609	Motor Mount, Rear				
	207542	1933-38 ALL 8 CYL., 1935-39 V-12	Core charge=\$75	\$128.69	+EXCH
	207818	1933-34 V-12	Core charge=\$450	\$557.79	+EXCH
	335134/5	1939 SU. 8	Core Charge=\$150 pr	\$260.29	+EXCH

Order Toll Free: 800-472-2573
Discover-MasterCard-Visa

To view parts or illustrations, please visit our website.
www.packardparts.com
Info: 1-317-736-6233 • Fax: 1-317-736-6235



5.1700	Valves				
	121014	1922-24 6 CYL	Intake	\$35.00	EA
	128691	1922-24 6 CYL	Exhaust	\$35.00	EA
	135081	1926-27 6 & 8 CYL	Intake	\$32.00	EA
	135082	1926-27 6 & 8 CYL	Exhaust	\$32.00	EA
	219591	1932-39 V-12	Exhaust	\$35.00	EA
	203806	1932-39 V-12	Intake	\$35.00	EA
	219284	1929-36 STD. 8, 1937-39 SU. 8	Intake	\$35.00	EA
	219285	1929-36 SU. 8	Intake	\$35.00	EA
	219286	1929-36 STD. 8, 1937-39 SU. 8	Exhaust	\$35.00	EA
	219287	1929-36 SU. 8	Exhaust	\$35.00	EA
5.170101	Valve Cover Screw Seals				
	110576	1921-28 6 CYL, 1923-39 STD. 8 & SU. 8	Set of 4	\$10.00	SET
5.17015	Valve Cover Gasket				
	156667	1928-29 SU. 8		\$30.00	EA
	158037	1929 STD. 8		\$30.00	EA
	170066	1930-33 STD. 8		\$30.00	EA
	170069	1930-33 SU. 8		\$30.00	EA
	197833	1932-34 V-12		\$45.00	EA
	215468	1934-36 SU. 8		\$25.00	PR
	219969	1935-39 V-12		\$45.00	EA
	358380	1934-36 STD. 8, 1937-39 SU. 8		\$25.00	PR
5.1706	Valve Springs				
	147289S	1928-39 ALL 8 CYL	Replacement type; less collar	\$25.00	PR
	201860	1932-39 V-12		INQUIRE	
5.1710	Valve Guides				
	215481	1930-38 ALL 8 CYL	Intake & Exhaust	\$12.50	EA
	239756	1932-39 V-12	Intake & Exhaust	\$20.00	EA
	338728	1939 SU. 8	Exhaust	\$12.50	EA
	338729	1939 SU. 8	Intake	\$12.50	EA
5.17131	Rocker Arm Cover Gasket				
	131887	1923-33 SU. 8		\$25.00	PR
	158123	1929-33 STD. 8		\$25.00	PR
	216132	1934-36 STD. 8, 1937-39 SU. 8		\$25.00	PR
	216133	1934-36 SU. 8		\$25.00	PR
5.1719	Oil Manifold Gasket Set				
	114684-K1	1923-33 STD. 8 & SU. 8		\$15.00	SET
5.1800	Vibration Damper				
	195918	1930-32 STD. 8 & SU. 8	Core charge=\$300	\$525.00	+EXCH
	201075	1932-34 V-12	Core charge=\$300	\$525.00	+EXCH
	210647	1933-38 STD. 8 & SU. 8	Core charge=\$300	\$525.00	+EXCH
	219921	1935-39 V-12	Core charge=\$300	\$525.00	+EXCH
	334545	1939 SU. 8	Core charge=\$395	\$395.00	+EXCH
5.1900	Water Pump Assembly				
	210544	1930-34 STD. 8	Rebuilt with Unitized Seal	INQUIRE	+ EXCH
	210545	1930-34 SU. 8, 1935-36 STD. 8, SU. 8	Rebuilt with Unitized Seal	INQUIRE	+ EXCH
	219958	1935-37 V-12	Rebuilt with Unitized Seal	INQUIRE	+ EXCH
	240060	1938-39 V-12	Rebuilt with Unitized Seal	INQUIRE	+ EXCH
	334546	1939 SU. 8	Includes Gasket; Core charge=\$250	\$250.00	+ EXCH
5.190001	Water Pump Mounting Stud & Nut				
	175911	1930-36 STD 8, 1930-39 SU. 8	Stud	\$2.00	EA
	7405	1930-36 STD 8, 1930-39 SU. 8	Nut	\$2.00	EA
5.1901	Water Pump Body Gasket				
	129047	1924-36 ALL MODELS EXCEPT V-12		\$45.00	EA
	197807	1932-34 V-12		\$10.00	EA
	219959	1935-39 V-12		\$10.00	EA
	232052R	1937-39 SU. 8		\$10.00	EA
5.1902	Water Pump Repair Kit				
	WPK101	1930-36 STD. 8 & SU. 8	Includes seals, gasket, bearing & packing rope	\$85.00	KIT
	WPK102	1932-39 V-12	Includes seals, gasket, bearing & packing rope	\$85.00	KIT
	WPK103	1937 SU. 8	Includes seals, gasket, bearing & packing rope	\$65.00	KIT
	WPK104	1938 SU. 8	Includes seals, gasket, bearing & packing rope	\$65.00	KIT
	98778	1939 SU. 8	Includes seals, graphite seal, shaft & bearing assembly	\$85.00	KIT
5.1912	Water Pump Impeller				
	203271	1933-37 V-12		\$350.00	EA
	239936	1938-39 V-12		\$350.00	EA



Order Toll Free: 800-472-2573
Discover-MasterCard-Visa

To view parts or illustrations, please visit our website.
www.packardparts.com
Info: 1-317-736-6233 • Fax: 1-317-736-6235

5.1922 Water Pump Shaft - Reproduction; Made Of 304 Stainless Steel					
	*****	1928 & EARLIER		INQUIRE	
	97778	1929 STD. 8		\$250.00	EA
	136782	1928 6 CYL., 1928-29 SU. 8		\$325.00	EA
	170103	1930 STD. 8		\$325.00	EA
	184826	1931-34 STD. 8		\$250.00	EA
	184827	1930-36 SU. 8, 1935-36 STD. 8		\$250.00	EA
	237997	1937 SU. 8		\$250.00	EA
	240183	1938 SU. 8		\$250.00	EA
	335240	1939 SU. 8	Shaft & bearing assembly	\$75.00	EA
	203272	1932 V-12		\$250.00	EA
	209067	1933-34 V-12		\$250.00	EA
	221075	1935-37 V-12		\$250.00	EA
	240061	1938-39 V-12		\$250.00	EA
5.1929 Fan Belt					
	163405RA	Early 1929 STD. 8, SU.8	Replacement type-mounted on side of motor	\$45.00	EA
	163405RB	Late 1929 STD. 8, SU.8	Replacement type-mounted on front of motor	\$45.00	EA
	174412R	1930-36 STD. 8, 1930-36 SU.8 (not 1929)	Replacement type	\$60.00	PR
	237190	1937-39 SU. 8	Original type	\$90.00	EA
	237190R	1937-39 SU. 8	Replacement type	\$50.00	EA
	239811R	1933-39 V-12	Replacement type	\$75.00	PR

Group 6 EXHAUST					
6.000 Mufflers					
	*****	MANY MUFFLERS AVAILABLE		INQUIRE	
6.0001 Muffler Heat Deflector					
	1215672	1932-39 ALL V-12 MODELS W/ 8" MUFFLER	With straps	\$75.00	EA
6.001 Tail Pipes - All pipes are made of mild steel on our "in-house" pipe bender, from original Packard patterns & specs., assuring a good fit.					
	*****	MANY PIPES AVAILABLE		INQUIRE	
6.100 Exhaust Header Pipe - All pipes are made of mild steel on our "in-house" pipe bender, from original Packard patterns & specs., assuring a good fit.					
	*****	MANY PIPES AVAILABLE		INQUIRE	
6.108 Exhaust Pipe Flange Gasket					
	132585R	1926-28 6 CYL., 1929-36 STD. 8, 1937-39 SU. 8		\$5.00	EA
	141535	1927-28 8 CYL., 1929-36 SU.8		\$5.00	EA
	201167	1932-39 V-12		\$5.00	EA
	201167OEM	1932-39 V-12	OEM	\$35.00	EA

Group 7 FENDERS & RUNNING BOARD					
7.009 Fender Welting					
	FW-25	1930-39 ALL MODELS	25' roll, 1/4" bead	\$30.00	EA
	FW-50	1930-39 ALL MODELS	50' roll, 1/4" bead	\$60.00	EA
7.206 Running Board Mat					
	*****	See Rubber Catalog		INQUIRE	
7.207 Running Board Molding					
	228371S	1935-37 STD. 8 & SU. 8, 1935-37 V-12	72" X 3/4" Hack cut ends; 4 piece set	\$360.00	SET
	240379	1938 SU. 8 (SER. 1603)	90 1/2" X 1" Point ends	\$280.00	PR
	240380	1938 SU. 8 (SER. 1604), 1938-39 V-12 (SER. 1607, 1707)	97 1/2" X 1" Point ends	\$280.00	PR
	240381	1938 SU. 8 (SER. 1605), 1938-39 V-12 (SER. 1608, 1708)	102 1/2" X 1" Point ends	\$310.00	PR
	335320	1939 SU. 8 (SER. 1703)	95 3/4" X 1" Offset ends; OEM, ribbed style	\$550.00	PR
	335320R	1939 SU. 8 (SER. 1703)	96 3/4" X 1" Offset ends; Repro, smooth style	\$280.00	PR
	335321	1939 SU. 8 (SER. 1705)	116 3/4" X 1" Offset ends; OEM, ribbed style	\$650.00	PR
	335321R	1939 SU. 8 (SER. 1705)	117 3/4" X 1" Offset ends; Repro, smooth style	\$340.00	PR
	HMS101	1935-36 SU. 8, 1935-36 V-12	Chrome; Horseshoe set of 4	INQUIRE	
	HMS102	1937 SU. 8, 1937 V-12	Chrome; Horseshoe set of 4	INQUIRE	
7.20701 Running Board Molding Clip					
	C-1	1935-39 ALL MODELS		\$1.00	EA

Group 8 FRAME					
8.0001 Frame Plugs					
	190246	1932-34 ALL MODELS		\$12.50	EA

Group 9 FUEL					
9.012 Accelerator Pedal					
	215138	1934-36 ALL MODELS		\$250.00	
	237012	1937-39 ALL MODELS EXCEPT SU. 8		\$275.00	
	338324	1939 SU. 8	Core charge=\$25	\$95.00	+ EXCH
9.1001 Carburetor Assembly					
	232166	1932-39 V-12	Rebuilt units & rebuild service available	INQUIRE	
	210179	1933-34 STD. 8 & SU. 8	Rebuilt units & rebuild service available	INQUIRE	
	232165	1935-36 STD. 8, 1935-39 SU. 8	Rebuilt units & rebuild service available	INQUIRE	
9.1002 Carburetor Repair Kit					
	1221	1932-39 V-12	Strom. EE-3; Includes accelerator pump and needle & seat	\$145.00	KIT
	2850	1933-36 STD. 8, 1933-39 SU. 8	Strom. EE-22-23; Includes accelerator pump and needle & seat	\$125.00	KIT
9.100201 Accelerator Pump					
	1221P	1932-39 V-12		\$50.00	EA
	2850P	1933-36 STD. 8, 1933-39 SU. 8		\$50.00	EA

Order Toll Free: 800-472-2573
Discover-MasterCard-Visa

To view parts or illustrations, please visit our website.
www.packardparts.com
Info: 1-317-736-6233 • Fax: 1-317-736-6235



9.100202	Needle & Seat				
	1221NS	1932-39 V-12	With teflon tip	\$50.00	EA
9.1015	Carburetor Base Gasket				
	144121	1927-28 SIX CYL.		\$5.00	EA
	169578	1929-30 SU. 8		\$5.00	EA
	201067	1932-39 V-12		\$5.00	EA
	210011	1933-34 STD. 8 & SU. 8		\$5.00	EA
	216765	1935-36 STD. 8, 1935-39 SU. 8		\$5.00	EA
9.101501	Carburetor Shim Plate				
	242311	1937-39 V-12	Wedge shaped, 3 degrees	\$95.00	EA
9.10601	Choke Base Filter & Gasket				
	99045	1932-39 V-12, 1933-34 STD. 8, 1933-34 SU. 8		\$80.00	EA
9.1075	Choke Spring (Thermostat)				
	239471S	1932-39 V-12		\$45.00	EA
	219888S	1935-39 SU. 8		\$50.00	EA
9.113	Carburetor Base Insulator				
	210010	1933-34 STD. 8 & SU. 8		\$65.00	EA
	216764	1935-36 STD. 8 & SU. 8, 1937-39 SU. 8		\$65.00	EA
9.200	Fuel Pump Assembly				
	*****	SOME FUEL PUMPS AVAILABLE		INQUIRE	
	517	1939 SU. 8	Rebuild service available; Gaskets included	INQUIRE	
	FP1930-32	1930-32 8 CYL.	Gaskets Included; replacement style w/ mechanical primer	\$350.00	EA
	494	1933-36 STD. 8, 1933-38 SU. 8	Rebuild service available; Gaskets included	INQUIRE	
	1763	1932-34 V-12	Rebuild service available; Gaskets included	INQUIRE	
	1778	1935-39 V-12	Rebuild service available; Gaskets included	INQUIRE	
9.20000	Motor Operating Plunger Assembly				
	210841	1933-34 STD. 8 & SU. 8		\$195.00	EA
	223132	1935-38 STD. 8 & SU. 8		\$195.00	EA
9.20001	Electric Fuel Pump Kit				
	EFP6V	1921-1939 ALL MODELS	Includes control switch	\$125.00	KIT
	EFP12V	1921-1939 ALL MODELS	Includes control switch; Can be used for cars w/ 12V conversion	\$125.00	KIT
9.2001	Fuel Pump Kit				
	SW-407	1930-32 ALL MODELS		\$80.00	KIT
	FPA115	1933-39 ALL 8 CYL. & V-12 MODELS EXCEPT 1939 SU. 8		\$80.00	KIT
	98730	1939 SU. 8		\$80.00	KIT
	FPD101	1933-38 STD. 8 & SU. 8; 1932-39 V-12	Fuel & vacuum diaphragms only	\$25.00	KIT
9.302	Gas Cap				
	230438	1932-38 ALL MODELS, 1939 V-12		INQUIRE	
	304774	1939 SU. 8		INQUIRE	
	304774L	1939 SU. 8	Locking type	INQUIRE	
9.3045	Gas Tank Filler Neck Hose				
	232487	1937-39 ALL MODELS		\$25.00	EA
9.3051	Gas Tank Inlet to Fender Grommet				
	315589	1937-39 ALL MODELS		\$54.99	EA
9.406	Fuel Pump Flex Hose				
	210819	1933-34 STD. 8 & SU. 8	Metal braided OEM style	\$75.00	EA
	210819R	1933-34 STD. 8 & SU. 8	Rubber	\$30.00	EA
	228754	1935-36 STD. 8, 1935-39 SU. 8	Metal braided OEM style	\$75.00	EA
	228754R	1935-36 STD. 8, 1935-39 SU. 8	Rubber replacement	\$30.00	EA
	228755	1935-39 V-12	Metal braided OEM style	\$75.00	EA
	228755R	1935-39 V-12	Rubber replacement	\$30.00	EA
9.4061	Vacuum Flex Hose				
	210510	1933-36 ALL MODELS		\$30.00	EA
Group 10 INSTRUMENT BOARD					
10.021	Glove Box Inserts w/Brackets				
	GB1932S	ALL MODELS		\$325.00	PR
	GB1933S	ALL MODELS		\$325.00	PR
	GB1934S	ALL MODELS		\$325.00	PR
	GB1935S	ALL SENIOR MODELS		\$325.00	PR
	GB1936S	ALL SENIOR MODELS		\$325.00	PR
	GB1937S	ALL SENIOR MODELS		\$325.00	PR
	GB1938S	ALL SENIOR MODELS		\$325.00	PR
	GB1939S	ALL SENIOR MODELS		\$325.00	PR
10.0305	Glove Box Door Lock Key Blank				
	458062	1937-39 ALL MODELS	Reproduction "Packard Motor Car Co., Detroit" block lettered hex key	\$10.00	EA
10.127	Speedometer Cable & Shaft Assembly				
	146648	1928, MODEL 443, 1929 ALL MODELS WITH NORTHEAST SPEEDOMETER	Core Required in Advance!	\$225.00	EA
	184961	1930-31 STD. 8, SU. 8		\$175.00	EA
	194440	1932 STD. 8 & SU. 8		\$175.00	EA
	202842	1933-34 ALL STD. 8, SU. 8 & V-12, 1932 MODEL 900		\$175.00	EA
	205708	1935 STD. 8 & SU. 8 SOME MODELS	69 1/2"	\$175.00	EA
	230145	1935 STD. 8 & SU. 8 SOME MODELS, 1936 ALL STD. 8, SU. 8 & V-12	75 1/2"	\$175.00	EA
	237130	1937 ALL SU. 8 & V-12		\$95.00	EA
	242248	1938 SU. 8, 1938-39 V-12		\$95.00	EA
	333695	1939 ALL SU. 8		\$95.00	EA
10.1283	Speedometer Cable Core				
	239055	1937 ALL SU. 8 & V-12		\$30.00	EA



Order Toll Free: 800-472-2573
Discover-MasterCard-Visa

To view parts or illustrations, please visit our website.
www.packardparts.com
Info: 1-317-736-6233 • Fax: 1-317-736-6235

12.0313	Axle Seal Kit				
	379823	1939 SU. 8 - MODEL 1703	Includes inner & outer seals, nut seals, & gaskets; 2 wheels	\$95.00	KIT
	379824	1939 SU. 8 - MODEL 1705	Includes inner & outer seals, nut seals, & gaskets; 2 wheels	\$95.00	KIT
12.0315	Axle Shaft Seal				
	121110	1929 STD. 8	Outer; Felt	\$25.00	EA
	170283	1930-32 STD. 8	Outer; Felt	\$20.00	EA
	170290	1930-36 STD. 8, 1933-38 SU. 8	Inner	\$20.00	EA
	185436	1930-32 SU. 8, 1932 V-12 (non-angle set)	Inner	\$25.00	EA
	196742	1932-39 V-12	Inner	\$25.00	EA
	197131	1932 SERIES 900, 1933 STD. 8	Inner, (w/ 15" brakes)	\$20.00	EA
	121110	1925-28 6 CYL., 1929 STD. 8	Outer; Felt	\$25.00	EA
	124635	1925-32 SU. 8, 1932 V-12 (non-angle set)	Outer; Felt	\$20.00	EA
	197132	1932 SER. 900	Outer	\$20.00	EA
	203718	1932 V-12 (angle set)	Outer	\$20.00	EA
	196737	1933-36 V-12	Outer	\$20.00	EA
	210140	1933-36 STD. 8, 1933-38 SU. 8	Outer	\$20.00	EA
	232676	1937-39 V-12	Outer	\$25.00	EA
12.0340	Axle Shaft Key				
	197130	1933-36 STD. 8, 1933-39 SU. 8		\$10.00	EA

Group 13 SHOCKS & STABILIZER

13.105	Stabilizer Link Assembly				
	341072	1937 SU. 8 & V-12		\$390.00	PR
	341078/9	1938-39 V-12		\$390.00	PR

Group 14 SPRINGS

14.000	Front Coil Springs				
	*****	1937-39 ALL MODELS	Specify exact model and if side mounted or rear mounted spare tires	INQUIRE	
14.002	Coil Spring Compression Bumper, Lower				
	234930	1937-38 ALL MODELS	Mounts in spring	\$202.69	PR
	333038	1939 ALL MODELS	Mounts in spring	\$161.79	PR
14.008	Coil Spring Insulator Pad				
	232010	1937-39 V-12	Set of 4	\$95.79	SET
	300982	1937-38 SU. 8		\$79.89	SET
	326706	1939 SU. 8		\$15.00	PR
14.009	Coil Spring Compression Bumper, Upper				
	147298	1928-36 ALL MODELS	Mounts above axle	\$105.79	PR
	237096	1937-39 V-12	Mounts under shock	\$116.99	PR
	237492	1937-38 SU. 8		\$116.99	PR
	333074	1939 SU. 8		\$92.49	PR
14.105	Rear Spring Bushing				
	232590	1937-38 SU. 8	8 per car	\$31.99	EA
	232740	1937-39 V-12	8 per car	\$25.99	EA
	326619	1939 SU. 8	6 per car	\$28.29	EA
14.114	Rear Spring Bumper				
	186242	1928-37 ALL MODELS		\$107.99	PR
	326593	1938-39 ALL MODELS		\$60.00	PR
14.117	Spring Shackle Bolt & Bushing Kit				
	SSBBK29-36	1929-36 ALL	Specify exact model when ordering	\$950.00	SET
	SSBBK25-28	1925-28 ALL	Specify exact model when ordering	\$825.00	SET
	SSB32900	1932 MODEL 900	Bushings not required	\$800.00	SET
	231181/3	1937-38 SU. 8	Two threaded pins and bushings	\$500.00	SET
	231182/4	1937-39 V-12	Two threaded pins and bushings	\$500.00	SET

Group 15 STEERING & SUSPENSION

15.00001	Bijor Lubricator Reservoir				
	210902	1933-36 ALL MODELS	1 Qt. glass jar	\$50.00	EA
15.004	Steering Connecting Rod Ball Seat Spring				
	234608	1937-39 ALL EXCEPT 1939 SUPER 8	Large	\$45.00	EA
	316260	1937-39 ALL	Small	\$45.00	EA
15.101	Steering Crank Ball Stud				
	231432	1937-38 SU. 8, 1937-39 V-12		\$95.00	EA
	302127	1939 SU. 8		\$95.00	EA
15.102	Steering Crank Bearing				
	302046	1937-38 SU. 8	Sealed bearing replacement type	\$35.00	EA
	232712	1937-39 V-12		\$40.00	EA
15.10201	Steering Crankarm Pin & Bearing Kit				
	232494	1937-39 V-12	Includes 1 pin & 2 bearings	\$195.00	KIT
15.103	Steering Crank Pin				
	311880	1937-38 SU. 8		\$75.00	EA
15.105	Steering Crank Pin & Bushing Kit				
	341162K	1939 SU. 8		\$150.00	KIT
15.13001	Steering Post Throttle Control Gears				
	145300	1928 6 CYL., 1928-32 8 CYL.	Throttle control gear	\$150.00	EA
	207980	1933-36 ALL MODELS	Throttle control gear	\$125.00	EA
	132148	1928-36 ALL MODELS	Throttle control shaft pinion	\$125.00	EA

Order Toll Free: 800-472-2573**Discover-MasterCard-Visa***To view parts or illustrations, please visit our website.***www.packardparts.com****Info: 1-317-736-6233 • Fax: 1-317-736-6235**

15.202	Tie Rod End				
	232678	1937 V-12	Left/Inner	\$75.00	EA
	232679	1937 V-12	Right/Inner	\$75.00	EA
	240135	1938-39 V-12	Left/Inner	\$75.00	EA
	240136	1938-39 V-12	Right/Inner	\$75.00	EA
	234542	1937-38 SU. 8	Right	\$65.00	EA
	234543	1937-38 SU. 8	Left	\$65.00	EA
	320488	1939 SU. 8	Right	\$40.00	EA
	320489	1939 SU. 8	Left	\$40.00	EA
15.3201	Steering Gear Cross Shaft Bearing				
	237227	1937-38 SU. 8, 1937-39 V-12	Inner	\$50.00	EA
	237814	1937-38 SU. 8, 1937-39 V-12	Outer	\$30.00	EA
15.322	Cross Shaft Lever (Ball Stud)				
	231432	1937-38 SU. 8, 1937-39 V-12		\$95.00	EA
	302127	1939 SU. 8		\$95.00	EA
15.3225	Cross Shaft Seal				
	237253	1937-38 SU. 8, 1937-39 V-12		\$10.00	EA
	302274	1939 SU. 8		\$10.00	EA
15.3295	Steering Gear Shaft Upper Bearing				
	232980	1937-38 SU. 8, 1937-39 V-12		INQUIRE	
	323778	1939 SU. 8		\$45.00	EA
15.3305	Steering Gear Shaft Upper Seal				
	234519	1937-38 SU. 8, 1937-39 V-12		\$10.00	EA
	323777	1939 SU. 8		\$15.00	EA
15.3315	Worm Gear Bearing Race, Lower				
	316203	1939 SU. 8	Core charge=\$25	\$75.00	+ EXCH
15.3316	Worm Gear Bearing Cone, Upper & Lower				
	316207	1939 SU. 8		\$25.00	EA
15.331601	Steering Gear Worm Bearing & Race Assembly				
	176595	1930-33 STD. 8 & SU. 8	2 Required	INQUIRE	
15.3317	Worm Gear Bearing Race, Upper				
	316206	1939 SU. 8	Core charge=\$25	\$75.00	+ EXCH
15.402	Steering Knuckle Lock Washer				
	118230	1924-36 ALL MODELS		\$35.00	EA
15.408	King Pin Kit				
	126220K	1921-1928 FIRST SERIES, 1929 ALL MODELS	Rebuilding Service Available	\$750.00	KIT
	170246K	1930-32 STD. 8 & SU. 8	Rebuilding Service Available	\$750.00	KIT
	215105	1933-36 STD. 8, SU. 8 & V-12	King Pin	\$150.00	EA
	215249	1934-36 STD. 8, SU. 8 & V-12	Bearing; Rebuilding Service Avail.	\$150.00	EA
	237163K	1937 SU. 8		\$125.00	KIT
	237077K	1937-39 V-12		\$350.00	KIT
	240030K	1938 SU. 8		\$300.00	KIT
	335152	1939 SU. 8		\$125.00	KIT
15.505	Support Arm Pin & Bushing Assembly-Lower/Inner				
	234557	1937-39 V-12		\$341.39	PR
	302867	1937-38 SU. 8		\$300.59	PR
	338748	1939 SU. 8		\$300.59	PR
15.5051	Support Arm Pin & Bushing Kit-Lower/Outer				
	232763K	1937-39 V-12	2 Sides	\$750.00	KIT
	237164K	1937-38 SU. 8	2 Sides	\$150.00	KIT
	304600K	1939 SU. 8	2 Sides	\$150.00	KIT
15.5055	Support Arm Roller Bearing Set-Lower/Outer				
	302578S	1937-39 V-12	66 pieces; Rear	\$45.00	SET
15.512	Knuckle Support Pin & Bushing Kit-Upper/Outer				
	231481K	1937-38 SU. 8	2 Sides	\$225.00	KIT
	234929	1937-39 V-12 (BUSHINGS ONLY)	2 Sides	\$209.99	PR
	338830K	1939 SU. 8	2 Sides	\$150.00	PR
15.517	Torque Arm Bushing				
	304442	1937-39 SU. 8, 1937-39 V-12		\$80.00	PR

Group 17 TRUNK RACK

17.010	Trunk Rack Acorn Nut				
	TRH101	1927-39 ALL MODELS	Set of 6	\$50.00	SET
17.0002	Trunk Rack Perch Bolts				
	TRH102	1927-34 STD. 8 & SU. 8		\$150.00	PR
	TRH103	1932-34 V-12		\$150.00	PR
17.006	Trunk Rack Lock Knob				
	TRH104	1927-34 ALL MODELS		\$150.00	PR
	TRH105	1935-36 ALL MODELS		\$150.00	PR
	TRH107	1937-39 ALL MODELS		\$175.00	PR
17.005	Trunk Rack Emblem				
	191299	1932 ALL EXCEPT V-12		INQUIRE	
	210303	1933-34 STD. 8		INQUIRE	
	210548	1933-34 SU. 8		INQUIRE	
	213012	1935-36 STD. 8		INQUIRE	
	213013	1935-39 SU. 8		INQUIRE	
	203166	1932-36 V-12		INQUIRE	



Order Toll Free: 800-472-2573
Discover-MasterCard-Visa

To view parts or illustrations, please visit our website.
www.packardparts.com
Info: 1-317-736-6233 • Fax: 1-317-736-6235

17.014	Trunk Rack Moldings				
	191403	1932-36 STD. 8 & SU. 8, 1932-39 V-12	Upper	INQUIRE	
	191404	1932-36 STD. 8 & SU. 8, 1932-39 V-12	Lower	INQUIRE	
	230124	1937-38 SU. 8	Upper	INQUIRE	
	230125	1937-38 SU. 8	Lower	INQUIRE	
	341904	1939 SU. 8	Lower; Ribbed as original; set of 4	\$425.00	SET
	341905	1939 SU. 8	Upper; Ribbed as original	\$350.00	EA
17.00301	Trunk Rack Mounting Hardware				
	TRH109	1937-39 ALL MODELS		INQUIRE	

Group 18 UNIVERSAL JOINT

18.01	U-Joint Kit - Front & Rear				
	213965	1933-34 STD. 8 & SU. 8, 1935-36 SU. 8, 1933-39 V-12	Front & rear	\$75.00	KIT
	354670	1939 SU. 8	Front & rear	\$125.00	KIT
	225562K	1935-36 STD. 8		INQUIRE	
	225562K	1937-38 SU. 8		INQUIRE	

Group 19 WHEEL

15.402	Wheel Bearing				
	97056	1923-38 ALL MODELS, 1939 V-12	Outer	\$75.00	EA
	139769	1927-28 6 CYL., 1926-32 SU. 8, 1932-39 V-12	Inner	\$75.00	EA
	176593	1930-36 STD. 8, 1933-38 SU. 8	Inner	\$50.00	EA
	303400	1939 SU. 8	Outer	\$50.00	EA
	303401	1939 SU. 8	Inner	\$45.00	EA
19.0001	Wheel Lug Bolt				
	197382	1933-36 ALL MODELS WITHOUT WOOD WHEELS		\$5.00	EA
	338811	1937-39 ALL MODELS		\$3.00	EA
19.001	Wheel Front Hub Dust Cover (Grease Cap)				
	231217	1937-38 SU. 8, 1937-39 V-12		\$35.00	EA
	333728	1939 SU. 8		\$25.00	EA
19.00101	Disc Wheel Hub Cover Set				
	WHC101	1929 STD. 8, 1929-30 SU. 8	Chrome; Set of 4	INQUIRE	
	WHC102	1931-32 SU. 8	Chrome; Set of 4	INQUIRE	
	WHC103	1930-32 STD. 8	Chrome; Set of 4	INQUIRE	
	WHC104	1928 8 CYL.	Chrome; Set of 4	INQUIRE	
19.0015	Wheel Hub Oil Seal - Front				
	125433	1924-28 6 CYL., 1924-29 STD. 8, 1925-32 SU. 8, 1932-36 V-12	Inner; Felt	\$20.00	EA
	170278	1930-36 STD. 8, 1933-36 SU. 8	Inner; Felt	\$20.00	EA
	237476	1937-38 SU. 8		\$20.00	EA
	237477	1937-39 V-12		\$20.00	EA
	316756	1939 SU. 8		\$25.00	EA
19.002	Hub Cap				
	*****	MANY NEW & USED AVAILABLE		INQUIRE	
	213032	1933-36 STD. 8 WITH WIRE WHEELS	New reproduction	\$165.00	EA
	213034	1933-36 SU. 8 WITH WIRE WHEELS	New reproduction	\$165.00	EA
19.026	Tire Cover Molding				
	354408S	1939 SU. 8	6 piece set; Side speed strips	\$300.00	SET
	SMFPM	1933-39 SOME MODELS	Side mount face plate molding	\$300.00	PR
	SMFPS	1933-39 SOME MODELS	Side mount face plate screws; 20 req	\$2.50	EA
	SMTCM	1933-39 SOME MODELS	Side mount tread cover molding	\$300.00	PR

Group 30 & 31 BODY

30.001	Body Panels				
	*****	MANY USED BODY PANELS IN STOCK		INQUIRE	
30.04	Beltline Molding Set				
	BLM 101	1939 SU. 8	Two door set; Bright finish stainless	\$650.00	SET
	BLM 102	1939 SU. 8	Four door set; Bright finish stainless	\$700.00	SET
	BLM 105	1939 SU. 8	6 piece limo set; Bright finish stainless	\$750.00	SET
30.20001	Body Plate				
	BP1927-32	1927-32 ALL MODELS		\$65.00	EA
	BP1933-34	1933-34 ALL MODELS		\$65.00	EA
	BP1935	1935 ALL MODELS		\$65.00	EA
	BP1936-37	1936-37 ALL MODELS		\$75.00	EA
	BP1938	1938 ALL MODELS	Ink stamped decal; Can use BP1939 for permanent metal tag	INQUIRE	
	BP1939	1939 MODELS		\$65.00	EA
30.201	Hood & Cowl Lacing				
	HL1928-39	1928-34 ALL MODELS	Wire on type; Specify quantity required (typically 15' per car set)	\$3.00	FT
	HL1935-42	1935-39 ALL MODELS	Drive nail type; Specify quantity	\$3.00	FT
30.20101	Hood & Cowl Lacing Drive Nail Set				
	328945-S1	1935-39 ALL MODELS		\$30.00	SET
30.319	Door Lock Assembly				
	*****	AVAILABLE FOR MANY MODELS	Rebuild service available	INQUIRE	
30.3195	Door Handle Lock Cylinder				
	307088	1937-39 SOME MODELS	With key; Uncut	\$50.00	EA
	337017	1937-39 SOME MODELS	With key; Uncut	\$50.00	EA

Order Toll Free: 800-472-2573
Discover-MasterCard-Visa

To view parts or illustrations, please visit our website.
www.packardparts.com
Info: 1-317-736-6233 • Fax: 1-317-736-6235



30.3227	Door Lock Key Blank				
	458061	1930-39 ALL MODELS	Reproduction "Packard Motor Car Co. Detroit" block lettered round key	\$10.00	EA
	34325	1929 & EARLIER	Reproduction "Packard" script lettered round key	\$10.00	EA
30.325	Door Lock Hair Pin Spring				
	330169	1937-39 ALL MODELS	Right	\$25.00	EA
	330564	1937-39 ALL MODELS	Left	\$25.00	EA
30.326	Door Handles				
	*****	AVAILABLE FOR MANY MODELS		INQUIRE	
30.332	Inside Door Handle				
	*****	AVAILABLE FOR MANY MODELS		INQUIRE	
30.33201	Interior Door & Window Crank Handle Retainer Pin				
	132972	1933-39 ALL MODELS		\$1.00	EA
30.334	Inside Door & Window Handle Escutcheon Plate				
	196081R	1933-36 ALL SENIOR	Window handle escutcheon, S/S	\$50.00	EA
	211034R	1933-36 ALL SENIOR	Door handle escutcheon, S/S	\$50.00	EA
30.335	Interior Door & Window Crank Handle Spring				
	133264	1927-39 ALL MODELS		\$5.00	EA
30.341	Door Striker Plate				
	*****	AVAILABLE FOR MANY MODELS		INQUIRE	
30.344	Door Weatherstrip				
	*****	SEE RUBBER CATALOG		INQUIRE	
30.386	Window Regulator				
	*****	AVAILABLE FOR MANY MODELS	Rebuild service available	INQUIRE	
30.388	Window Crank Handle				
	*****	AVAILABLE FOR MANY MODELS		INQUIRE	
30.419	Vent Window Handle				
	*****	AVAILABLE FOR MANY MODELS		INQUIRE	
30.428	Vent Window Regulator Gear				
	VG36-42SR	1936-39 ALL MODELS	Right or left; Fits 7/16" shaft; Roll Pin Fitted	\$75.00	EA
30.433	Vent Window Weatherstrip				
	*****	SEE RUBBER CATALOG		INQUIRE	
30.833	Firewall Insulator				
	FWI-2829-C	1928-29 ALL MODELS		\$230.00	EA
	FWI-2900-C	1929 ALL MODELS WITH DIETRICH BODY		\$319.00	EA
	FWI-3000-C	1930 ALL MODELS		\$319.00	EA
	FWI-3100-C	1931 ALL MODELS		\$319.00	EA
	FWI-3208ST-C	1932 STD. 8 MODELS		\$253.00	EA
	FWI-3208SU-C	1932 SU. 8 MODELS		\$253.00	EA
	FWI-3209-C	1932 900 MODELS		\$253.00	EA
	FWI-3301-C	1933 STD. 8 MODELS		\$253.00	EA
	FWI-3303-C	1933 SU. 8 MODELS		\$253.00	EA
	FWI-3305-C	1933 V-12 MODELS		\$253.00	EA
	FWI-3401-C	1934 STD. 8 MODELS		\$253.00	EA
	FWI-3404-C	1934 SU. 8 MODELS		\$253.00	EA
	FWI-3536-C	1935-36 SU. 8 & V-12 MODELS		\$253.00	EA
	FWI-3637-SP	1936-37 ALL MODELS		\$187.00	EA
	FWI-3708-C	1937 SU. 8 & V-12 MODELS		\$253.00	EA
	FWI-3712-C	1937-38 V-12 MODELS		\$253.00	EA
	FWI-3912-C	1939 V-12 MODELS		\$253.00	EA
31.1672	Trunk Handle Lock Cylinder				
	307088	1937-39 SU. 8, 1937-39 V-12	With key; Uncut	\$50.00	EA
31.1679	Trunk Lock Key Blank				
	458062	1935-39 ALL MODELS	Reproduction "Packard Motor Car Co., Detroit" block lettered hex key	\$10.00	EA
31.19	Trunk Weatherstrip				
	*****	SEE RUBBER CATALOG		INQUIRE	
31.379	Wiper Motor - Rebuilt				
	*****	1930-39 ALL MODELS	Rebuild service available	INQUIRE	
31.37901	Windshield Vacuum Hose to Dash				
	210510	1933-34 ALL MODELS		\$30.00	EA
31.3862	Windshield Wiper Blade				
	*****	1929-34 ALL MODELS (SPECIFY EXACT BODY STYLE TO DETERMINE		\$25.00	PR
	TAU-7	1935-36 ALL PHAETON MODELS		\$25.00	PR
	TAU-8	1935-37 ALL CONV., VICTORIA, LEBARON MODELS		\$25.00	PR
	TAU-9	1935-37 ALL CLOSED BODIES, 1938-39 ALL MODELS		\$25.00	PR
31.387	Wiper Arm Assembly				
	NOW AVAILABLE IN STAINLESS STEEL!! Includes wiper blades. Specify Body # when ordering.				
31.40001	Interior Trim Screw Sets				
	TSS125	1938 SU. 8, 1938-39 V-12 BUSINESS COUPE MODELS		\$25.00	SET
	TSS126	1938 SU. 8, 1938-39 V-12 ALL 4 DOOR MODELS & LIMOS		\$25.00	SET
31.474	Interior Door Trim Panel Fastener Clip				
	337312	1935-39 ALL MODELS		\$1.00	EA



Order Toll Free: 800-472-2573
Discover-MasterCard-Visa

To view parts or illustrations, please visit our website.
www.packardparts.com
Info: 1-317-736-6233 • Fax: 1-317-736-6235

Group 32 MANUALS

32.0001	Shop Literature				
	PSH23-32	1923-32 STANDARD SIZE & ADJUSTMENT CHART		\$15.00	EA
	PSH22-28	1922-28 1ST TO 5TH SERIES; SERVICE MANUAL		\$50.00	EA
	PSH29	1929 6TH SERIES; SERVICE MANUAL		\$45.00	EA
	PSH30-35	1930-35 7TH TO 12TH SERIES; SERVICE LETTERS		\$45.00	EA
	PSH36	1936 ALL MODELS; SERVICE MANUAL		\$35.00	EA
	PSH36-42	1936-42 14TH TO 20TH SERIES; SERVICE LETTERS		\$45.00	EA
	PSH37	1937 ALL MODELS; SERVICE MANUAL		\$35.00	EA
	PSH38-39	1938-39 ALL MODELS; SERVICE MANUAL		\$35.00	EA
32.0002	Parts Catalog				
	PPT22-28	1922-28 SIXES, 1ST TO 5TH SERIES		\$50.00	EA
	PPT22-29	1922-29 EIGHTS, 1ST TO 6TH SERIES		\$50.00	EA
	PPT30-32	1930-32 EIGHTS (EXCEPT LIGHT EIGHT)		\$50.00	EA
	PPT32	1932 LIGHT EIGHT; MODEL 900		\$40.00	EA
	PPT32-36	1932-36 TWELVES; 9TH TO 14TH SERIES		\$55.00	EA
	PPT33-36	1933-36 EIGHTS; 10TH TO 14TH SERIES		\$60.00	EA
	PPT35-41	1939 SU, 8	Also includes 1935-41 JR.	\$60.00	EA
	PPT37-39	1937-38 SU, 8, 1937-39 TWELVES		\$60.00	EA

Group 33 DECALS

33.001	Air Cleaner Decal				
	V	1933-39 ALL SENIOR MODELS		\$5.00	EA
33.004	Hub Cap Center Decal				
	R	1928-32 ALL MODELS, 1937-39 ALL MODELS	1 15/16" red hex; Set of 4	\$10.00	SET
	U	1933-36 ALL MODELS	1 1/2" red hex; Set of 4	\$10.00	SET
33.005	Lubrication & Service Decal				
	P	1928-39 ALL MODELS	Set of 3	\$5.00	SET
33.006	Oil Filler Cap Decal				
	C	1937-39 ALL MODELS EXCEPT V-12		\$5.00	EA
33.007	Oil Filter Decal				
	F	1928-39 ALL MODELS WITH PUROLATOR		\$5.00	EA
33.008	Oil Cartridge Installation Decal				
	K	1928-39 ALL MODELS WITH DISPOSABLE CARTRIDGES		\$5.00	EA

Group 34 ACCESSORIES

34.001	Fender Guard				
	FC101	1920-39 ALL MODELS		\$40.00	EA
34.002	Tail Pipe Exhaust Deflector				
	TPE101	1935-39 ALL MODELS	Stainless steel outer shell w/ inner deflector plate; Packard crest emblem	\$65.00	EA
34.003	Road & Fog Light Assembly With Bracket				
	RFL101	1935-39 ALL MODELS	Red tag	\$400.00	PR
	RFL102	1935-39 ALL MODELS	Black tag	\$400.00	PR
34.004	Fog Light/Driving Light Brackets				
	FLB101	1935-39 ALL MODELS		\$150.00	PR
34.005	Trippe Light Lens - Senior				
	TL101	1930-39 ALL MODELS	8" diameter	\$50.00	EA
34.007	Side View Mirrors				
	SVM35-37	1935-37 CONVERTIBLE	Mounts on windshield frame	\$400.00	EA

Group 35 TRINKETS

35.01	Key Chain				
	KC101	LEATHER - PACKARD CREST LOGO		\$8.00	EA
	KC102	LEATHER - PACKARD LOGO		\$8.00	EA
	KC104	LEATHER - "ASK THE MAN WHO OWNS ONE"		\$8.00	EA
35.02	Lapel Pin				
	7818	"PACKARD SUPER 8" LOGO		\$5.00	EA
	7843	"PACKARD TWELVE" LOGO		\$5.00	EA
	7854	CLIPPER HELMSWHEEL LOGO		\$5.00	EA
	7862	PACKARD CREST LOGO		\$5.00	EA
	7867	PACKARD "P" ON RADIATOR SHELL LOGO		\$5.00	EA
	7898	"PACKARD" SCRIPT LOGO		\$5.00	EA

Group 36 GIFT CERTIFICATES

36.01	Gift Certificate				
	GIFT25	Gift Certificate		\$25.00	EA
	GIFT50	Gift Certificate		\$50.00	EA
	GIFT100	Gift Certificate		\$100.00	EA

Order Toll Free: 800-472-2573
Discover-MasterCard-Visa

To view parts or illustrations, please visit our website.
www.packardparts.com
Info: 1-317-736-6233 • Fax: 1-317-736-6235



Group 0 BONNET (Hood)					
0.003	Hood Center Hinge				
	207906K	1932-34 ALL MODELS	Includes pivot & 2 side strips; Stainless steel	\$450.00	SET
0.004	Hood Hinge Bracket				
	190739	1932-33 ALL MODELS EXCEPT 1932 900	Rear	\$125.00	EA
	215400	1933-34 ALL MODELS	Front (chrome spear)	\$125.00	EA
	219567	1934 ALL MODELS	Rear (chrome spear)	\$125.00	EA
0.014	Hood Side Corner Bumper				
	*****	SEE RUBBER CATALOG		INQUIRE	
0.018	Hood Side Louvre Molding Set				
	234649-52	1937 SU. 8		INQUIRE	
	316208-11S	1938 SU. 8		INQUIRE	
	BLM104	1939 SU. 8	Stainless steel; Set of 4	\$425.00	SET
0.01901	Hood Louvre Panel Door Springs				
	147283	1928-29 SU.8, 1930-31 ALL MODELS		\$25.00	EA
	191159S	1932-34 ALL MODELS	8 piece set	\$95.00	SET
	228902S	1935-37 V-12	10 piece set	\$125.00	SET
	242118S	1938-39 V-12	6 piece set	\$95.00	SET
0.0334	Hood Center Molding				
	225441	1935-36 STD. 8, 1937 SU. 8	Bright finish stainless; 53" X 3/4" Pointed ends	\$60.00	EA
	225440	1935-36 SU. 8, 1935-37 V-12	Bright finish stainless; 58" X 3/4" Pointed ends	\$60.00	EA
	324904	1939 SU. 8	Bright finish stainless; 39 1/2" X 3/4" Hack & squared ends	\$50.00	EA
	240688	1938 SU. 8, 1938-39 V-12	Bright finish stainless; 48 3/8" X 3/4" Hack & squared ends	\$50.00	EA
0.0345	Hood Ornaments (We have Goddess & Cormorant Hood Ornaments available for All Years, Inquire.)				
	*****	AVAILABLE FOR MANY MODELS		INQUIRE	
30.201	Hood & Cowl Lacing				
	HL1928-39	1928-39 ALL MODELS EXCEPT 1939 SU.8	Wire on type; Specify quantity required (typically 15' per car set)	\$3.00	FT
	HL1935-42	1939 SU.8	Drive nail type; Specify quantity required (typically 15' per car set)	\$3.00	FT
30.2010	Hood Lacing Retainer Wire				
	HL1928-39W	1928-39 ALL MODELS EXCEPT 1939 SU.8	Inserts through center pocket of lacing	\$2.00	FT
30.20101	Hood & Cowl Lacing Drive Nail Set				
	328945-S1	1939 SU.8		\$30.00	SET
Group 1 BRAKE					
1.0001	Front Brake Lever Dust Cover Kit				
	BDC101	1927-28 6 CYL., 1927-32 STD. 8	2 1/4" Please verify size before ordering	\$100.00	KIT
	BDC102	1927-32 SU. 8	2 3/4" Please verify size before ordering	INQUIRE	KIT
1.0005	Master Cylinder Assembly, Re-sleeved				
	234790	1937-38 SU. 8	Core charge=\$250	\$250.00	+ EXCH
	237618	1937-39 V-12	Core charge=\$250	\$250.00	+ EXCH
	1108	1939 SU. 8	Core charge=\$50	\$195.00	+ EXCH
1.019	Master Cylinder Repair Kit				
	242503	1937-38 SU. 8, 1937-39 V-12		\$45.00	KIT
	333751	1939 SU. 8		\$45.00	KIT
1.023	Wheel Cylinder Assembly				
	237023	1937-38 SU. 8, 1937-39 V-12	Left, front; Core charge=\$150	\$150.00	+ EXCH
	237023R	1937-38 SU. 8, 1937-39 V-12	Left, front; Replacement; Core charge=\$35	\$95.00	+ EXCH
	237024	1937-38 SU. 8, 1937-39 V-12	Right, front; Core charge=\$150	\$150.00	+ EXCH
	237024R	1937-38 SU. 8, 1937-39 V-12	Right, front; Replacement; Core charge=\$35	\$95.00	+ EXCH
	237025	1937-38 SU. 8, 1937-39 V-12	Left, rear; Core charge=\$150	\$150.00	+ EXCH
	237025R	1937-38 SU. 8, 1937-39 V-12	Left, rear; Replacement; Core charge=\$35	\$95.00	+ EXCH
	237026	1937-38 SU. 8, 1937-39 V-12	Right, rear; Core charge=\$150	\$150.00	+ EXCH
	237026R	1937-38 SU. 8, 1937-39 V-12	Right, rear; Replacement; Core charge=\$35	\$95.00	+ EXCH
	302948	1939 SU. 8	Left, front	\$45.00	EA
	302949	1939 SU. 8	Right, front	\$45.00	EA
	302950	1939 SU. 8	Left, rear	\$45.00	EA
	302951	1939 SU. 8	Right, rear	\$45.00	EA
1.029	Wheel Cylinder Kit				
	242504	1937-38 SU. 8, 1937-39 V-12	Rear axle set	\$25.00	PR
	242505	1937-38 SU. 8, 1937-39 V-12	Front axle set	\$25.00	PR
	333753	1939 SU. 8	Front axle set	\$25.00	PR
	333754	1939 SU. 8	Rear axle set	\$25.00	PR
1.108	Brake Cable - Front Lever				
	196913	1933-34 V-12		INQUIRE	
	196914	1933-34 STD. 8 & SU. 8		INQUIRE	
	228791	1935-36 ALL MODELS		\$110.00	EA
	237192	1937-38 SU. 8, 1937-39 V-12		\$110.00	EA
	351991	1939 MODEL 1703		\$110.00	EA

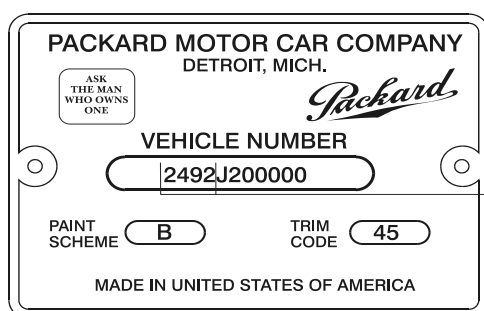


Order Toll Free: 800-472-2573
Discover-MasterCard-Visa

To view parts or illustrations, please visit our website.
www.packardparts.com
Info: 1-317-736-6233 • Fax: 1-317-736-6235

Our Customer Service Representatives can serve you faster if they have your vehicles "Body Style Number"!

Many of the applications of our parts are determined by the body style of the car. This information is coded on the plate mounted to the firewall or doorpost of your car. Packard used several different styles of codes over the years. The key identifying numbers on your vehicle is the 4 digit Body Style Number. For instance, 1950-56 Packards utilize the first 4 digits of the Vehicle number as the Body Style Number. Packards from 1937-56 used a 4 digit Body Style Number and 1932-36 Models used a 3 digit number. Our Customer Service Representatives can serve you faster if you can supply these numbers.



24 92

This is an example from a 1951 Packard. The 24 identifies it as a 1951 model and the 2 tells us it is a 4 door sedan. Below is listing of what the last digit of the Body Style Number means.

The last digit of the body style number.

	Up to 1942 (exc. Clipper)	1946-56 (and all Clippers)
4 Door Sedan/Touring Sedan . . .	1, 2, 3	1, 2
2 Door Sedan	4	4
Club Coupe	5	
Club Sedan	6	5
Convertible Sedan	7	
Convertible Coupe	9	8, 9
Business Coupe	8	
Limousine	0	0
Hardtop Coupe		7
Station Wagon/Amb./Hearse		3

*These are just examples. Not all years are covered here. Our Customer Service Representatives have more detailed information!



235 Terre Haute St.
Franklin, Indiana 46131

**PACKARD
PARTS AND ACCESSORIES**

MASTER LIST

1935- 39 Jr.

1940-56 All

120A, 120B, 120C,

115C, 1600-01,

1700-01, 18TH, 19TH,

20TH, 21ST, 22ND,

23RD, 24TH, 25TH,

26TH, 54TH, 55TH,

56TH SERIES

GROUPS

PAGE

Bonnet (Hood).....	0.000 – 30.20101	JR 1-2
Brake	1.0005 – 1.379	JR 2-5
Bumper	2.001 – 2.014	JR 5
Clutch & Transmission	3.000 – 3.686	JR 6-17
Electrical	4.0001 – 4.2320	JR 17-33
Engine	5.000 – 5.1930	JR 33-41
Exhaust	6.000 – 6.108	JR 41-42
Fenders & Running Board (1935-42 Only).....	7.000 – 7.20702	JR 42-43
Fuel	9.012 – 9.308	JR 43-47
Instruments	10.001 – 10.1283	JR 47-49
Radiator	11.001 – 11.302	JR 49-50
Rear Axle	12.000 – 12.0340	JR 50-52
Shocks & Stabilizer	13.000 – 13.119	JR 53-54
Springs	14.000 – 14.1163	JR 54-55
Steering & Suspension	15.000 – 15.9977	JR 55-63
Trunk Rack	17.000 – 17.014	JR 63-64
Universal Joint.....	18.0055 – 18.045	JR 64-65
Wheel	19.000 – 19.200	JR 65-66
Air Conditioning	29.006 – 29.620	JR 66-67
Body	30.04 – 31.387	JR 67-76
Manuals	32.0001 – 32.0002	JR 76
Decals	33.001 – 33.011	JR 77
Accessories	34.001 – 34.008	JR 77-79
Trinkets	35.01 – 35.02	JR 79
Gift Certificates	36.01	JR 79

1935 - 39 Junior • 1940-56 All

**SEPTEMBER
2020**



Order Toll Free: 800-472-2573
Discover-MasterCard-Visa

To view parts or illustrations, please visit our website.
www.packardparts.com
Info: 1-317-736-6233 • Fax: 1-317-736-6235

Group 0 BONNET (Hood)					
0.000	Hood Assembly				
	+++++	1935-56 AVAILABLE FOR MANY MODELS		INQUIRE	
0.0015	Hood Bumper				
	372174	1941-47 ALL CLIPPER MODELS, 1948-50 ALL MODELS	Hood to cowl	\$3.89	EA
	372164	1941-47 ALL CLIPPER MODELS	Hood pivot	\$15.00	EA
	399324	1948-50 ALL MODELS	Hood pivot	\$31.59	EA
	372146	1948-50 ALL MODELS	Front	\$4.49	EA
	407010	1948-49 22ND SERIES	Rear corner	INQUIRE	
	372146	1941-47 ALL CLIPPER MODELS	Rear	\$4.49	EA
	372341	1941-47 ALL CLIPPER MODELS, 1948-50 ALL MODELS	Safety catch anti-rattle; Reference group # 0.0097	\$8.59	EA
	391463	1948-50 ALL MODELS	Hood to fender	\$4.99	EA
	422290	1951-56 ALL MODELS	Hood to fender	\$16.99	EA
	391463	1951-56 ALL MODELS	Hood to grille	\$4.99	EA
0.004	Hood End Anchors				
	307055/6	1935-37 ALL JUNIOR MODELS	Front & Rear	\$125.00	PR.
0.005	Hood Hinge Cover Molding				
	307069	1935-36 ALL 120 MODELS	44 3/4"	\$250.00	EA
	316077	1937 ALL 120 MODELS	47"	\$250.00	EA
	316078	1937 ALL 115 MODELS	42"	\$250.00	EA
0.0065	Hood Insulation Pad				
	HIP51-56	1951-56 ALL MODELS		\$250.00	EA
0.006501	Hood Insulation Pad Adhesive				
	08090	1951-56 ALL MODELS		\$20.00	EA
0.00842	Hood Lock Handle Grommet				
	372536	1941-47 ALL CLIPPER MODELS, 1948-50 ALL MODELS		\$66.19	PR
0.014	Hood Side Corner Bumper				
	305917	1935-37 115 & 120 MODELS	Front corner	\$75.49	PR
	320841/2	1938 110 & 120 MODELS	Front corner, left & right	\$109.49	PR
	326944	1938-40 ALL MODELS	Rear corner	\$88.19	PR
	330093	1939-40 ALL MODELS	Front corner	\$59.39	PR
0.016	Hood Side Louvre Set				
	HLS1800	1940 ALL 110 MODELS		\$700.00	SET
	HLS1801	1940 ALL 120 MODELS		\$750.00	SET
0.018	Hood Side Louvre Molding Set				
	BLM104	1940 ALL MODELS	Included in belt line molding set, Group 30.04; Set of 4	\$425.00	SET
0.030	Hood Top Molding				
	+++++	1935-37 ALL MODELS	See group # 0.005	INQUIRE	
	324903	1938-39 ALL 110 MODELS	34 1/2" X 3/4" hack & squared	\$50.00	EA
	324904	1938-39 ALL 120 MODELS	39 1/2" X 3/4" hack & squared	\$50.00	EA
	341797	1940 ALL 110 MODELS	34 1/2" X 3/4" hack & pointed	\$50.00	EA
	341808	1940 ALL 120, 160, 180 MODELS	39 1/2" X 3/4" hack & pointed	\$50.00	EA
	378590	1942 CLIPPER 6 & STD. 8		\$50.00	EA
	373953	1941 CLIPPER, 1942 SUPER CLIPPER		\$50.00	EA
	C-3/4	1938-40 ALL MODELS	Molding clip	\$1.00	EA
0.0334	Hood Side Molding				
	364308	1941 ALL 110 MODELS	Left	\$150.00	EA
	364309	1941 ALL 110 MODELS	Right	\$150.00	EA
	364310	1941-42 ALL 120, 160, 180 MODELS	Left	INQUIRE	
	364311	1941-42 ALL 120, 160, 180 MODELS	Right	INQUIRE	
0.0335	Hood Side "Barb" Molding				
	364256	1941-42 ALL EXCEPT CLIPPER	Left	\$95.00	EA
	364257	1941-42 ALL EXCEPT CLIPPER	Right	\$95.00	EA
0.0345	Hood Ornament				
	+++++	1941-56 AVAILABLE FOR MANY MODELS	See also group # 11.104	INQUIRE	

Order Toll Free: 800-472-2573
Discover-MasterCard-Visa

To view parts or illustrations, please visit our website.
www.packardparts.com
Info: 1-317-736-6233 • Fax: 1-317-736-6235



0.034501	Hood Ornament Plastic Feather				
	364755F	1941-42 ALL MODELS W/ STANDARD ORNAMENT		\$125.00	EA
0.0348	Hood to Cowl Weatherstrip				
	370543	1941-47 ALL CLIPPER MODELS		INQUIRE	
	401544	1948-49 22ND SERIES		INQUIRE	
	415850	1949-50 23RD SERIES		\$36.19	EA
	422539	1951-54 ALL MODELS		\$89.19	EA
	461632	1955-56 ALL MODELS		\$44.49	EA
30.201	Hood & Cowl Lacing				
	HL1935-42	1935-40 ALL MODELS	Hood to grille & hood to cowl	\$3.00	FT
	HL1935-42	1941-42 ALL EXCEPT CLIPPER	Hood to cowl only; Approx. 8' required	\$3.00	FT
30.20101	Hood & Cowl Lacing Drive Nail Set				
	328945-S1	1935-40 ALL MODELS		\$30.00	SET
	328945-S2	1941-42 ALL EXCEPT CLIPPER	Cowl only	\$15.00	SET
Group 1 BRAKE					
1.0000	Disc Brake Conversion Kit				
	DBCK46-56	1946-47 STD.8 & 6 CYL 1948-50 STD.8 & SU.8 1951-54 ALL EXC 5411 W/11" BRAKES 1955-56 SENIOR MODELS		\$995.00	SET
Standard Brakes					
1.0005	Master Cylinder Assembly, Re-Sleeved				
	591	1937-38 6 CYL., 1935-38 120	Core charge=\$195	\$195.00	+ EXCH
	1108	1939-40 ALL MODELS	Core charge=\$50	\$195.00	+ EXCH
	1108	1941-42 ALL MODELS, 1946-47 SU. 8, 1948-50 CU. 8 NOT USED ON HENNEY MODELS	Core charge=\$50	\$195.00	+ EXCH
	354132	1942 MODELS 2001A & 2003A; 1946-47 MODEL 2126; 1948-50 MODELS 2213, 2226, & 2313 HENNEY MODELS	Core charge=\$250	\$250.00	+ EXCH
	1108	1946-47 CLIPPER SIX & STD. 8 MODELS, 1948-50 ALL MODELS EXCEPT CU. 8	Core charge=\$50	\$195.00	+ EXCH
	426185	1951-52 ALL MODELS	For Power Brakes, Ref. 1.325; Core charge=\$50	\$175.00	+ EXCH
	426700	1951-54 HENNEY MODELS	Core charge=\$225	\$225.00	+ EXCH
	465455	1953-56 ALL MODELS	For Power Brakes, Ref. 1.325; Core charge=\$50	\$175.00	+ EXCH
1.019	Master Cylinder Repair Kit				
	242503	1946-47 MODEL 2126; 1939-54 ALL HENNEY MODELS		\$45.00	KIT
	333751	1935-50 ALL MODELS		\$45.00	KIT
	410900	1951-56 ALL MODELS	For Power Brakes, Ref. 1.326	\$45.00	KIT
1.023	Wheel Cylinder Assembly - Front				
	302948	1935-41 ALL MODELS, 1941-47 CLIPPER STD. 8, 1948-50 ALL STD. 8 & SU. 8	Left	\$45.00	EA
	302949	1935-41 ALL MODELS, 1941-47 CLIPPER STD. 8, 1948-50 ALL STD. 8 & SU. 8	Right	\$45.00	EA
	379635	1942-47 CLIPPER 6 CYL.	Left	\$75.00	EA
	379636	1942-47 CLIPPER 6 CYL.	Right	\$75.00	EA
	304880	1942-47 SU. 8, 1948-50 CU. 8	Left	\$75.00	EA
	304881	1942-47 SU. 8, 1948-50 CU. 8	Right	\$75.00	EA
	237023	1946-47 MODEL 2126	Left; Core charge=\$125	\$150.00	+ EXCH
	237023R	1946-47 MODEL 2126	Left; Core charge=\$35	\$75.00	+ EXCH
	237024	1946-47 MODEL 2126	Right; Core charge=\$150	\$150.00	+ EXCH
	237024R	1946-47 MODEL 2126	Right; Core charge=\$35	\$75.00	+ EXCH
	426548	1951-56 ALL MODELS	Left	\$45.00	EA
	426549	1951-56 ALL MODELS	Right	\$45.00	EA
1.0231	Wheel Cylinder Assembly - Rear				
	302950	1935-50 ALL MODELS EXCEPT 1941-47 CLIPPER 6 CYL.	Left	\$45.00	EA
	302951	1935-50 ALL MODELS EXCEPT 1941-47 CLIPPER 6 CYL.	Right	\$45.00	EA
	304886	1941-47 CLIPPER 6 CYL.	Left	\$75.00	EA
	304887	1941-47 CLIPPER 6 CYL.	Right	\$75.00	EA
	237025	1946-47 MODEL 2126	Left; Core charge=\$150	\$150.00	+ EXCH
	237025R	1946-47 MODEL 2126	Left; Core charge=\$35	\$75.00	+ EXCH
	237026	1946-47 MODEL 2126	Right; Core charge=\$150	\$150.00	+ EXCH
	237026R	1946-47 MODEL 2126	Right; Core charge=\$35	\$75.00	+ EXCH
	426535	1951-54 ALL MODELS, 1955-56 ALL MODELS EXCEPT CLIPPER	Left	\$45.00	EA
	426536	1951-54 ALL MODELS, 1955-56 ALL MODELS EXCEPT CLIPPER	Right	\$45.00	EA
	455635	1955-56 CLIPPER	Left	\$45.00	EA
	455636	1955-56 CLIPPER	Right	\$45.00	EA
1.029	Wheel Cylinder Kit - Front				
	333753	1935-41 ALL MODELS, 1941-47 CLIPPER STD. 8, 1948-50 ALL STD. 8 & SU. 8		\$25.00	PR
	333752	1942-47 SU. 8, 1948-50 CU. 8		\$25.00	PR
	333754	1942-47 CLIPPER 6 CYL.		\$25.00	PR
	242504	1951-56 ALL MODELS		\$25.00	PR

1935 - 39 Junior • 1940-56 All



Order Toll Free: 800-472-2573
Discover-MasterCard-Visa

To view parts or illustrations, please visit our website.
www.packardparts.com
Info: 1-317-736-6233 • Fax: 1-317-736-6235

JR 2

1.0291	Wheel Cylinder Kit - Rear				
	333754	1935-50 ALL MODELS EXCEPT 1941-47 CLIPPER 6 CYL.		\$25.00	PR
	333752	1941-47 CLIPPER 6 CYL., 1951-54 ALL MODELS, 1955-56 ALL MODELS EXCEPT CLIPPER		\$25.00	PR
	333753	1955-56 CLIPPER		\$25.00	PR
1.108	Brake Cable - Front Lever				
	302452	1935 120		\$110.00	EA
	304637	1936 120	Not used with 997 or 999	\$110.00	EA
	309956	1936 120	Use with 997 or 999	\$110.00	EA
	316030	1937 115, 120		\$110.00	EA
	320982	1938 110, 120, 1939 110(EARLY)		\$110.00	EA
	351991	1939 110(LATE), 120, 1940-42 ALL MODELS EXCEPT CLIPPER		\$110.00	EA
	371113	1941-47 CLIPPER, 1948-50 ALL MODELS		\$110.00	EA
	+++++	1951-56	See group # 1.134	INQUIRE	
1.123	Brake Cable - Rear				
	302945	1935 120		\$130.00	EA
	303284	1936 120		\$130.00	EA
	316236	1937 120		\$130.00	EA
	316235	1937 115		\$130.00	EA
	324121	1938-39 110	Early 1939, Inquire	\$130.00	EA
	324122	1938 120	1601-1D	\$130.00	EA
	324126	1938 120	1602	\$130.00	EA
	333434	1939-42 110	Late 1939, Inquire	\$130.00	EA
	335733	1939 110	Early 1939	\$130.00	EA
	335627	1939 120		\$130.00	EA
	333437	1940-42 SU. 8 MODELS 1805-08, 1905-08, 2005-08-55		\$130.00	EA
	333434	1940-42 120, 1940-42 SU. 8 MODELS 1803-6, 1903-6, 2021-		\$130.00	EA
	341809	1940-42 SU. 8 MODELS 1804-7, 1904-7, 2004-7-30		\$130.00	EA
	384182	1941-47 CLIPPER EXCEPT 2126, 1948-50 ALL MODELS		\$130.00	EA
	387574	1946-47 MODEL 2126		\$150.00	EA
	426553	1951-54 ALL 300 AND 400 MODELS		\$130.00	EA
	426152	1951-54 ALL EXCEPT 300, 400, AND HENNEY MODELS, 1955-56 CLIPPER W/ CONVENTIONAL SPRINGS	Use with std. suspension	\$130.00	EA
	465106	1955-56 CLIPPER	Use with torsion	\$130.00	EA
	465892	1955-56 ALL MODELS EXCEPT CLIPPER		\$130.00	EA
1.134	Brake Cable - Relay Lever to Equalizer Lever				
	426488	1951-54 ALL MODELS		\$60.00	EA
	465134	1955-56 CLIPPER	Use with std. suspension	\$60.00	EA
	465120	1955 ALL MODELS	Use with torsion	\$60.00	EA
	6480162	1956 ALL MODELS	Use with torsion	\$60.00	EA
1.200	Brake Drum & Hub				
	+++++	AVAILABLE FOR MANY MODELS		INQUIRE	
1.201	Brake Drum Damper Spring				
	BDDS35-42	1935-42 ALL MODELS		\$50.00	EA
1.203	Brake Drum Inspection Hole Cover				
	304815	1935-53 ALL MODELS		INQUIRE	
1.301	Brake Pedal Shaft Boot				
	300915	1935-50 ALL MODELS		\$48.59	PR
	300915	1951-56 ALL MODELS	Use with standard brakes	\$48.59	PR
1.3052	Brake Pedal Pad				
	169182	1935-48 ALL MODELS, 1949 22nd SERIES		\$25.00	EA
	410605	1949 23rd SERIES, 1950 ALL MODELS		\$25.00	EA
	169182	1951-56 ALL MODELS	Use with standard brakes	\$25.00	EA
	446282	1952-55 ALL MODELS	Use with power brakes	\$79.69	EA
	6480464	1956 ALL MODELS	Use with power brakes	\$83.99	EA

Order Toll Free: 800-472-2573
Discover-MasterCard-Visa

To view parts or illustrations, please visit our website.
www.packardparts.com
Info: 1-317-736-6233 • Fax: 1-317-736-6235



1.400 Brake Shoe & Lining Set - Front					
	253S	1935-39 120	Core charge=\$75	\$115.00	+ EXCH
	284S	1937-40 110	Early 1940; Core charge=\$75	\$115.00	+ EXCH
	2002S	1940-42 110	Late 1940; Core charge=\$75	\$115.00	+ EXCH
	220S	1940-41 SU. 8 MODELS 1803-06, 1903-06	Core charge=\$75	\$115.00	+ EXCH
	299S	1940-41 SU. 8 MODELS 1804-05-07-08, 1904-05-07-08	Core charge=\$75	\$115.00	+ EXCH
	2003S	1942-47 CLIPPER 6 CYL., 1940-42 120, 1941-47 CLIPPER STD. 8, 1948-50 STD. 8 & SU. 8, 1951-53 CLIPPER	Core charge=\$75	\$115.00	+ EXCH
	221S	1942 160 & 180, 1946-47 CLIPPER SU. 8, 1948-50 CU. 8, 1951-56 ALL MODELS EXCEPT CLIPPER	Core charge=\$75	\$115.00	+ EXCH
	234S	1946-47 2126, 1948-54 HENNEY	Core charge=\$75	\$150.00	+ EXCH
	2025S	1954-56 CLIPPER	1954 Clipper specify brake size; Core charge=\$75	\$115.00	+ EXCH
1.4001 Brake Shoe & Lining Set - Rear					
	253S	1935-39 120	Core charge=\$75	\$115.00	+ EXCH
	284S	1937-40 110	Early 1940; Core charge=\$75	\$115.00	+ EXCH
	2002S	1940-47 ALL 6 CYL.	Late 1940; Core charge=\$75	\$115.00	+ EXCH
	2003S	1940-42 120, 1941-47 CLIPPER STD. 8, 1948-50 STD. 8 & SU. 8, 1951-53 CLIPPER	Core charge=\$75	\$115.00	+ EXCH
	220S	1940-47 SU. 8, 1948-50 CU. 8, 1951-56 ALL EXCEPT CLIPPER	Except 1804-05-07-08, 1904-05-07-08; Core charge=\$75	\$115.00	+ EXCH
	299S	1940-41 SU. 8 MODELS 1804-05-07-08, 1904-05-07-08	Core charge=\$75	\$115.00	+ EXCH
	234S	1946-47 MODEL 2126	Core charge=\$75	\$150.00	+ EXCH
	2006S	1954-56 CLIPPER	1954 Clipper specify brake size; Core charge=\$75	\$115.00	+ EXCH
1.40307 Brake Spring & Hardware Kit - Front & Rear					
	BSK101	1935-53 ALL EIGHT CYL. MODELS EXCEPT HENNEY, 1954-56 ALL MODELS EXC. CLIPPER	Front or rear	\$50.00	SET
	BSK102	1937-41 6 CYL.	Front or rear	\$50.00	SET
	BSK102	1942-47 CLIPPER 6	Front only	\$50.00	SET
	BSK103	1942-47 CLIPPER 6	Rear only	\$50.00	SET
	BSK104	1954-56 ALL CLIPPER MODELS	Front or rear	\$50.00	SET
	BSK105	1946-54 HENNEY MODELS	Front or rear	\$60.00	SET
1.412 Brake Lining Set - Front (Rivets Included)					
	338370	1937-41 6 CYL.		\$75.00	SET
	338371	1942-47 6 CYL. 1935-42 120, 1941-47 STD. 8		\$75.00	SET
	351650	1940-41 SU. 8 MODELS 1803-06, 1903-06		\$75.00	SET
	338410	1940-47 SU. 8 EXCEPT 1803-06, 1903-06		\$75.00	SET
	410581	1948-50 CU. 8, 1951-56 ALL MODELS EXCEPT CLIPPER		\$75.00	SET
	239142	1946-47 MODEL 2126		\$95.00	SET
	410577	1948-50 STD. 8 & SU. 8, 1951-53 CLIPPER		\$75.00	SET
	458017	1954-56 CLIPPER	1954 Clipper specify brake size	\$75.00	SET
1.4121 Brake Lining Set - Rear (Rivets Included)					
	338370	1937-47 6 CYL.		\$75.00	SET
	338371	1935-42 120, 1941-47 CLIPPER STD. 8		\$75.00	SET
	351650	1940-47 SU. 8	Except 1804-05-07-08, 1904-05-07-08	\$75.00	SET
	338410	1940-41 SU. 8 MODELS 1804-05-07-08, 1904-05-07-08		\$75.00	SET
	410579	1948-50 CU. 8, 1951-56 ALL MODELS EXCEPT CLIPPER		\$75.00	SET
	239142	1946-47 MODEL 2126		\$95.00	SET
	410577	1948-50 STD. 8 & SU. 8, 1951-53 CLIPPER		\$75.00	SET
	458047	1954-56 CLIPPER	1954 Clipper specify brake size	\$75.00	SET
1.607 Brake Hose					
	315829	1935-50 ALL MODELS; 1951-54 HENNEY	Front & rear	\$30.00	EA
	418240	1951-54 ALL MODELS EXCEPT HENNEY	Front & rear	\$30.00	EA
	465185	1955-56 ALL MODELS	Front	\$35.00	EA
	418240	1955-56 ALL MODELS	Rear	\$30.00	EA
1.60701 Brake Hose Clip					
	216724R	1935-56 ALL MODELS		\$5.00	EA

1935 - 39 Junior • 1940-56 All



Order Toll Free: 800-472-2573
Discover-MasterCard-Visa

To view parts or illustrations, please visit our website.
www.packardparts.com
Info: 1-317-736-6233 • Fax: 1-317-736-6235

Power Brakes

1.325 Power Brake Unit - Rebuilt					
	PBU52	1952 ALL MODELS	Core charge=\$400	\$495.00	+ EXCH
	PBU53-54	1953-54 ALL MODELS	Core charge=\$400	\$495.00	+ EXCH
	PBU55-56	1955-56 ALL MODELS	Core charge=\$400	\$495.00	+ EXCH
1.326 Power Brake Rebuild Kit					
	436318	1952-54 ALL MODELS	Major kit--hydraulic & vacuum sides	\$125.00	KIT
	474034	1955-56 ALL MODELS	Major kit--hydraulic & vacuum sides	\$125.00	KIT
1.370 Vacuum Tank Piston Seal, Leather					
	436352	1952-56 ALL MODELS		\$25.00	EA
1.358 Vacuum Diaphragm Assembly					
	436412	1952-54 ALL MODELS		\$95.00	EA
	458932	1955 ALL MODELS	With P-2 stamped on end of cyl.	\$95.00	EA
	474176	1955 ALL MODELS	With P-3 stamped on end of cyl.	\$95.00	EA
	6484066	1956 ALL MODELS		\$95.00	EA
1.379 Power Brake Pedal Shaft Boot					
	436374	1952-56 ALL MODELS		\$15.00	EA
1.389 Power Brake Check Valve					
	433715	1952-54 ALL MODELS		\$45.00	EA
	440822	1955 ALL MODELS		\$45.00	EA
	6489024	1956 ALL MODELS		\$45.00	EA
Group 2 BUMPER					
2.001 Bumper - Front & Rear					
	+++++	AVAILABLE FOR MANY MODELS		INQUIRE	
2.00101 Bumper Bolt					
	+++++	1935-39 AVAILABLE FOR SOME MODELS	Includes nut & washers	INQUIRE	
	341884	1937-39 120, 1940-42 SU. 8, 1941 CLIPPER	Includes nut & washers	INQUIRE	
	389718	1948-50 ALL MODELS	Includes nut & washers	INQUIRE	
	426275	1951-54 ALL MODELS	Includes nut & washers	\$10.00	EA
2.002 Bumper Arm Grommet, Front & Rear					
	+++++	SEE RUBBER CATALOG		INQUIRE	
2.0050 Bumper Guard, Front					
	+++++	AVAILABLE FOR MANY MODELS		INQUIRE	
	304476	1936 120 MODELS		\$150.00	EA
2.00501 Bumper Guard Mounting Bolt, Hex - PRIMER ONLY - UNPAINTED					
	315912	1936-40 ALL MODELS	Front & rear	INQUIRE	
2.0051 Bumper Guard, Rear					
	+++++	AVAILABLE FOR MANY MODELS		INQUIRE	
	304466	1935-37 ALL MODELS	Use with trunk rack; Reference group # 2.004	\$125.00	EA
	304476	1936 120 MODELS	Use without trunk rack	\$150.00	EA
2.00504 Front Bumper Guard Cross Bar					
	+++++	AVAILABLE FOR MANY MODELS		INQUIRE	
2.0053 Rear Bumper Guard Cross Bar					
	+++++	AVAILABLE FOR MANY MODELS		INQUIRE	
2.010 Bumper Name Plate, "Packard"					
	304590	1936-37 120 MODELS		\$95.00	EA
2.014 License Plate Bracket, Front					
	311678	1937-39 ALL MODELS	Can be used for 1935-36 models	\$95.00	EA
	362111	1940-42 ALL EXCEPT CLIPPER	Lower	\$125.00	EA
	324682	1940-42 ALL EXCEPT CLIPPER	Upper	\$35.00	EA
	373463	1941-47 CLIPPER	Lower	\$95.00	EA
	373492	1941-47 CLIPPER	Upper	\$30.00	EA
	+++++	1948-56	See group #30.8465	INQUIRE	

Order Toll Free: 800-472-2573
Discover-MasterCard-Visa

To view parts or illustrations, please visit our website.
www.packardparts.com
Info: 1-317-736-6233 • Fax: 1-317-736-6235



Group 3 TRANSMISSION					
<i>I. Standard Transmission</i>					
<i>A. Clutch Control</i>					
3.000	Pressure Plate & Clutch Disk Set				
	CLS-1	1937-47 ALL 6 CYL.	Sold only as set; 9 1/2" - 1 1/8" spline; Core charge=\$200	\$325.00	+ EXCH
	CLS-2	1935-42 120, 1941-47 CLIPPER STD. 8	Sold only as set; 10" - 1 1/8" spline; Core charge=\$200	\$325.00	+ EXCH
	CLS-3	1940-47 ALL SU. 8 MODELS	Sold only as set; 11" - 1 3/8" spline; Core charge=\$200	\$350.00	+ EXCH
	CLS-2	1948-54 ALL MODELS WITH 288	Sold only as set; 10" - 1 1/8" spline; Core charge=\$200	\$325.00	+ EXCH
	CLS-3	1948-50 ALL CU. 8	Mounts to flywheel with 6 bolts; Sold only as set; 11" - 1 3/8" spline; Core charge=\$200	\$350.00	+ EXCH
	CLS-3BB	1940-42 SU. 8 WITH BORG & BECK STYLE CLUTCH	Mounts to flywheel with 8 bolts; Sold only as set; Core charge=\$200	\$350.00	+ EXCH
	CLS-4	1948-54 WITH 327, 1955 5540	Sold only as set; 11" pressure plate w/ 10 1/2" disk - 1 1/8"	\$325.00	+ EXCH
	CLS-5	1955-56 ALL MODELS EXCEPT 5540	Sold only as set; 11" - 1 1/8" spline; Core charge=\$200	\$325.00	+ EXCH
3.112	Clutch Pedal Shaft Boot				
	300915	1935-56 ALL MODELS		\$41.60	PR
3.1165	Clutch Pedal Pad - Red				
	367315	1940-48 ALL MODELS	Use with electromatic clutch	\$25.00	EA
3.1166	Clutch Pedal Pad - Black				
	169182	1935-56 ALL MODELS		\$25.00	EA
3.118	Throw Out Lever Assembly				
	302504	1935-42 120, 1941-47 CLIPPER STD. 8		\$125.00	EA
	329966	1940-42 SU. 8 EXCEPT CLIPPER		INQUIRE	
	371288	1942-47 CLIPPER SU. 8, 1948-50 CU. 8		\$125.00	EA
	403546	1948-50 ALL MODELS EXCEPT CU. 8, 1951-56 ALL MODELS		\$150.00	EA
3.1205	Throw Out Lever Pivot Roller Bearing Set				
	329955	1940-47 SU. 8, 1948-50 CU. 8	23 pieces	\$35.00	SET
3.125	Throw Out Lever Boot				
	316419	1935-56 ALL MODELS		\$25.00	EA
3.147	Shift Relay Lever Repair Kit				
	335357K	1940-42 SU. 8 EXCEPT CLIPPER		\$350.00	EA
3.148	Throw Out Bearing Assembly (Includes Collar)				
	304205	1935-36 120	Core charge=\$50	\$150.00	+ EXCH
	341805	1937-47 ALL MODELS, EXCEPT SU. 8	Core charge=\$50	\$150.00	+ EXCH
	335355	1940-47 SU. 8, 1948-50 CU. 8	Core charge=\$50	\$150.00	+ EXCH
	426491	1948-54 ALL MODELS EXCEPT CU. 8	Core charge=\$50	\$150.00	+ EXCH
	465306	1955-56 ALL MODELS	Core charge=\$50	\$150.00	+ EXCH
3.1481	Throw Out Bearing Assembly (Less Collar)				
	304205B	1935-36 120	Bearing only	\$95.00	EA
	335355B	1940-47 SU. 8, 1948-50 CU. 8	Bearing only	\$95.00	EA
3.149	Throw Out Bearing Spring				
	302404	1935-56 ALL MODELS		\$10.00	EA

1935 - 39 Junior • 1940-56 All



Order Toll Free: 800-472-2573
Discover-MasterCard-Visa

To view parts or illustrations, please visit our website.
www.packardparts.com
Info: 1-317-736-6233 • Fax: 1-317-736-6235

B. Transmission - Standard

3.205	Case Cover Boot				
	320022	1937-38 ALL MODELS, 1939 ALL MODELS WITH CANE SHIFT		\$98.89	EA
3.206	Cover Gasket				
	302508	1935-37 ALL MODELS		\$10.00	EA
	333629	1938-54 ALL MODELS		\$10.00	EA
	458438	1955-56 ALL MODELS		\$15.00	EA
3.209	Clutch (Input) Shaft				
	300933	1935-36 ALL MODELS		\$175.00	EA
	315679	1937 ALL MODELS		INQUIRE	
	320519	1938 ALL MODELS		\$175.00	EA
	335130	1939-47 ALL MODELS EXCEPT SU. 8, 1949-50 ALL MODELS EXCEPT CU. 8, 1951-54 ALL MODELS		\$195.00	EA
	373974	1940-47 SU. 8, 1948-50 CU. 8		INQUIRE	
	458470	1955-56 ALL MODELS		INQUIRE	
3.2091	Clutch Shaft Rear Bearing				
	304123	1935-54 ALL MODELS		\$85.00	EA
	458512	1955-56 ALL MODELS		INQUIRE	
3.2092	Clutch Shaft Pilot Bearing				
	300228	1935-39 ALL MODELS, 1940-47 ALL MODELS EXCEPT SU. 8, 1948-49 STD. 8, SU. 8 (22nd SERIES)		\$30.00	EA
	205454	1940-47 SU. 8, 1948-49 CU. 8 (22nd SERIES)		\$35.00	EA
	421731	1949 (23rd SERIES)-1950 ALL MODELS, 1951-56 ALL MODELS		\$65.00	EA
3.214	Counter Shaft				
	302579	1935-38 ALL MODELS	Core charge=\$145	\$145.00	+ EXCH
	333572	1939-54 ALL MODELS	Core charge=\$145	\$145.00	+ EXCH
	458462	1955-56 ALL MODELS		INQUIRE	
3.215	Cluster Gear				
	320521	1935-38 ALL MODELS		\$250.00	EA
	333809	1939-54 ALL MODELS		INQUIRE	
	458455	1955-56 ALL MODELS		\$375.00	EA
3.2155	Counter Shaft Roller Bearing Set				
	302578J	1935-54 ALL MODELS	50 pieces	\$45.00	SET
	458461	1955-56 ALL MODELS	80 pieces	INQUIRE	
3.217	Counter Shaft Bearing Spacer				
	303938	1935-54 ALL MODELS		\$35.00	EA
	458456	1955-56 ALL MODELS		INQUIRE	
3.218	Cluster Gear End Plate				
	300844	1935-54 ALL MODELS		\$45.00	EA
3.219	Cluster Gear Thrust Washer				
	333580	1935-54 ALL MODELS		\$75.00	EA
	458458	1955-56 ALL MODELS	Front	INQUIRE	
	458459	1955-56 ALL MODELS	Rear, Bronze	INQUIRE	
	458460	1955-56 ALL MODELS	Rear, Steel	INQUIRE	
3.222	Direct Drive & 2nd Speed Gear				
	360331	1935-54 ALL MODELS		INQUIRE	
3.2213	Direct Drive & 2nd Speed Gear & Synchronizer Assembly				
	456442	1955-56 ALL MODELS		INQUIRE	
3.223	Clutch Ring				
	300847	1935-38 ALL MODELS		\$195.00	EA
	360326	1939-54 ALL MODELS		\$195.00	EA
3.224	Shifter Fork				
	+++++	AVAILABLE FOR MANY MODELS		INQUIRE	
3.226	Shifter Fork Shoe, Direct Drive & 2nd Speed				
	333543	1939-54 ALL MODELS		\$25.00	EA

1935 - 39 Junior • 1940-56 All

Order Toll Free: 800-472-2573
Discover-MasterCard-Visa

To view parts or illustrations, please visit our website.
www.packardparts.com
Info: 1-317-736-6233 • Fax: 1-317-736-6235



3.2281 Driving Shaft Rear Bearing					
	304124	1935-42 ALL MODELS EXCEPT CLIPPER, 1946-47 2126		\$85.00	EA
	371895	1941-47 CLIPPER ALL MODELS EXCEPT 2126	Not used with overdrive	INQUIRE	
	338730	1941-47 CLIPPER, 1948-54 ALL MODELS	Use with overdrive	\$50.00	EA
	458511	1955-56 ALL MODELS		INQUIRE	
3.2282 Driving Shaft Front Bearing					
	300290	1935-47 ALL MODELS		\$55.00	EA
	395534	1948-54 ALL MODELS		\$55.00	EA
	458452	1955-56 ALL MODELS	14 pc. roller set	INQUIRE	
3.231 Rear Housing Gasket					
	302507	1935-40 ALL MODELS		\$5.00	EA
	367182	1941-50 ALL MODELS		\$2.00	EA
	412247	1951-54 ALL MODELS		\$7.50	EA
	458479	1955-56 ALL MODELS		INQUIRE	
3.232 Rear Seal					
	302591	1935-42 ALL MODELS EXCEPT CLIPPER, 1946-47 2126	Not used with overdrive	\$30.00	EA
	371876R	1941-47 CLIPPER EXCEPT 2126, 1948-54 ALL MODELS	Not used with overdrive	\$25.00	EA
	458478	1955-56 ALL MODELS	Not used with overdrive	\$45.00	EA
3.234 Driving Shaft 1st & Reverse Gear					
	300856	1935-38 ALL MODELS		\$195.00	EA
	333813	1939-54 ALL MODELS		\$195.00	EA
	458450	1955-56 ALL MODELS		\$195.00	EA
3.235 Main Shaft Assembly					
	351743	1935-38 ALL MODELS	Not used with overdrive; Core charge=\$250	\$650.00	+ EXCH
	347704	1939-42 ALL MODELS EXCEPT CLIPPER, 1946-47 2126	Not used with overdrive; Core charge=\$250	\$650.00	+ EXCH
	373002	1941-47 CLIPPER, 1948-49 ALL 22nd SERIES	Not used with overdrive; Core charge=\$250	\$650.00	+ EXCH
	418295	1949-50 ALL 23rd SERIES	Not used with overdrive; Core charge=\$250	\$650.00	+ EXCH
	426027	1951-54 ALL MODELS	Not used with overdrive; Core charge=\$250	\$650.00	+ EXCH
	458506	1955-56 ALL MODELS	Not used with overdrive	INQUIRE	
	354956	1940-49 ALL MODELS	Rebuilt with new gears & bearings; Use with R-9; Overdrive; Core charge=\$250	\$650.00	+ EXCH
	410534	1949-54 ALL MODELS	Rebuilt with new gears & bearings; Use with R-11; Overdrive; Core charge=\$250	\$650.00	+ EXCH
	458440	1955-56 ALL MODELS	Use with overdrive	INQUIRE	
3.236 Drive Shaft Flange					
	*****	AVAILABLE FOR MANY MODELS		INQUIRE	
3.24 Shifter Fork, 1st & Reverse					
	*****	AVAILABLE FOR MANY MODELS		INQUIRE	
3.242 Shifter Fork Shoe, 1st & Reverse					
	333337	1939-54 ALL MODELS		\$25.00	EA
3.245 Transmission Gasket Set (For Overdrive, See 3.2734)					
	302508K	1935-38 ALL MODELS		\$25.00	SET
	410555	1939-50 ALL MODELS		\$25.00	SET
	436252	1951-54 ALL MODELS		\$25.00	SET
	458438K	1955-56 ALL MODELS		INQUIRE	
3.246 Reversing Pinion					
	300861	1935-38 ALL MODELS		\$125.00	EA
	333817	1939-54 ALL MODELS		\$125.00	EA
	458453	1955-56 ALL MODELS		\$75.00	EA
3.253 Shifter Shaft Seal					
	330095	1939-54 ALL MODELS		\$10.00	EA
3.256 Speedometer Driving Gear					
	*****	AVAILABLE FOR MANY MODELS		INQUIRE	
3.257 Speedometer Pinion & Shaft					
	*****	AVAILABLE FOR MANY MODELS	Not used with overdrive	INQUIRE	
3.26 Synchronizer Ring					
	360327	1939-54 ALL MODELS		INQUIRE	EA
3.2635 Synchronizer Repair Kit					
	410557A	1939-41 ALL MODELS EXCEPT CLIPPER		\$50.00	KIT
	410557B	1935-38 ALL MODELS		\$50.00	KIT
	410557	1941-47 CLIPPER, 1948-54 ALL MODELS		\$50.00	KIT

1935 - 39 Junior • 1940-56 All



Order Toll Free: 800-472-2573
Discover-MasterCard-Visa

To view parts or illustrations, please visit our website.
www.packardparts.com
Info: 1-317-736-6233 • Fax: 1-317-736-6235

C. Overdrive Unit - Group #'s Shown In () As Referenced In 1935-41 Parts Book

3.271	(3.417) Overdrive Adapter				
	+++++	AVAILABLE FOR MANY MODELS		INQUIRE	
3.2733	Overdrive Case Bushing				
	436018	1951-54 ALL MODELS		\$40.00	EA
	474070	1955-56 ALL MODELS		\$40.00	EA
3.2734	Overdrive Gasket Set				
	410556-R6	1939 ALL MODELS		\$40.00	SET
	410556-R9	1940-49 WITH R-9		\$40.00	SET
	410556-R11	1949-54 WITH R-11		\$40.00	SET
	410556-V8	1955-56 ALL MODELS		INQUIRE	
3.274	(3.420) Overdrive Clutch Hub				
	347606	1939-47 ALL MODELS EXCEPT SU. 8		\$145.00	EA
	347765	1940-47 ALL SU. 8 MODELS, 1948-49 ALL MODELS WITH R-9		\$175.00	EA
3.275	(3.426) Overdrive Clutch Sleeve				
	338518	1939 ALL MODELS		INQUIRE	
	347608	1940-49 ALL MODELS WITH R-9		\$145.00	EA
3.276	(3.427) Overdrive Clutch Thrust Washer				
	338799	1939 ALL MODELS	Front or Rear	\$45.00	EA
	362821	1940-49 ALL MODELS WITH R-9	Front or Rear	\$60.00	EA
	347607	1940-49 ALL MODELS WITH R-9	Rear	\$45.00	EA
3.279	(3.4295) Lock Out Shaft Seal				
	338448	1939 ALL MODELS, 1940-49 ALL MODELS WITH R-9		\$10.00	EA
	418403	1949-54 ALL MODELS WITH R-11, 1955-56 ALL MODELS		\$10.00	EA
3.282	(3.435) Free Wheel Cam				
	338855	1939-49 22nd SERIES ALL MODELS EXCEPT SU. 8		\$195.00	EA
	347590	1940-49 22nd SERIES ALL SU. 8		\$165.00	EA
	418427	1949-50 23rd SERIES, 1951-56 ALL MODELS		\$125.00	EA
3.284	(3.437) Free Wheel Rollers				
	338457	1939-49 22nd SERIES ALL MODELS EXCEPT SU. 8		\$40.00	SET
	347579	1940-49 22nd SERIES SU. 8, 1949-50 23rd SERIES, 1951-		\$40.00	SET
3.285	(3.438) Free Wheel Roller Retainer				
	338487	1939-49 22nd SERIES ALL MODELS EXCEPT SU. 8		\$25.00	EA
	347580	1940-49 22nd SERIES ALL SU. 8, 1949-50 23rd SERIES, 1951-56 ALL MODELS		\$45.00	EA
3.288	(3.441) Governor Assembly				
	+++++	AVAILABLE FOR MANY MODELS		INQUIRE	
3.292	(3.4455) Governor Switch & Cover Assembly				
	367679	1939-42 ALL MODELS EXCEPT CLIPPER		\$150.00	EA
	360458	1941-47 CLIPPER		\$150.00	EA
	418710	1948-50 ALL MODELS		\$150.00	EA
	433623	1951-56 ALL MODELS		\$150.00	EA
3.294	(3.446) Main Shaft				
	338494	1939-49 22nd SERIES ALL MODELS EXCEPT SU. 8		\$275.00	EA
	347577	1940-49 22nd SERIES ALL SU. 8		\$325.00	EA
	418415	1949-50 23rd SERIES, 1950 ALL MODELS		INQUIRE	
	410877	1951-54 ALL MODELS		INQUIRE	
	458490	1955-56 ALL MODELS		INQUIRE	
3.295	(3.447) Main Shaft Bearing				
	335274	1939 ALL MODELS		\$60.00	EA
	347572	1940-49 22nd SERIES ALL MODELS	Core charge=\$250	\$250.00	+ EXCH
	418355	1949-50 23rd SERIES, 1950 ALL MODELS		\$60.00	EA
	436397	1951-56 ALL MODELS		\$50.00	EA

1935 - 39 Junior • 1940-56 All

Order Toll Free: 800-472-2573
Discover-MasterCard-Visa

To view parts or illustrations, please visit our website.
www.packardparts.com
Info: 1-317-736-6233 • Fax: 1-317-736-6235



3.297	(3.452) Main Shaft Seal				
	333546OEM	1939-49 22nd SERIES ALL MODELS	Original type	\$50.00	EA
	333546R	1939-49 22nd SERIES ALL MODELS	Replacement type	\$20.00	EA
	418414	1949-50 23rd SERIES, 1950 ALL MODELS		\$50.00	EA
	371876R	1951-54 ALL MODELS		\$45.00	EA
	458478	1955-56 ALL MODELS		\$45.00	EA
3.2970	(3.454) Main Shaft Pilot Bushing				
	338798	1939-49 22nd SERIES ALL MODELS		\$25.00	EA
3.2971	(3.456) Pinion & Cage Assembly (Planetary)				
	338514	1939-49 22nd SERIES ALL MODELS EXCEPT SU. 8		INQUIRE	
	347576	1940-49 22nd SERIES ALL SU. 8		INQUIRE	
	418419	1949-50 23rd SERIES, 1951-56 ALL MODELS		INQUIRE	
3.2975	(3.464) Ring Gear (Planetary)				
	338511	1939-49 22nd SERIES ALL MODELS		\$125.00	EA
	419433	1949-50 23rd SERIES, 1951-54 ALL MODELS		\$75.00	EA
	443182	1952-56 ALL MODELS		\$75.00	EA
3.2984	(3.479) Stationary (Sun) Gear Balk Ring				
	338509	1939 ALL MODELS		INQUIRE	
	367884	1940-49 22nd SERIES ALL MODELS		\$25.00	EA
	418434	1949-50 23rd SERIES, 1951-54 ALL MODELS		\$25.00	EA
	458487	1955-56 ALL MODELS		INQUIRE	
3.2985	(3.480) Stationary (Sun) Gear Pawl				
	338467	1939 ALL MODELS		INQUIRE	
	347568	1940-1949 22nd SERIES ALL MODELS		\$95.00	EA
	418439	1949-50 23rd SERIES, 1951-56 ALL MODELS		\$95.00	EA
3.2986	(3.478) Stationary Gear Assembly (Sun Gear)				
	338516	1939-42 ALL MODELS EXCEPT CLIPPER		INQUIRE	
	371207	1941-47 CLIPPER, 1948-49 22nd SERIES		INQUIRE	
	418430	1949-50 23rd SERIES, 1951-56 ALL MODELS		\$125.00	EA
3.2989	(3.404) Overdrive Lockout Cable				
	+++++	1939-42 ALL MODELS EXCEPT CLIPPER	Rebuilding service available	INQUIRE	
	383475	1941-47 CLIPPER	Core charge=\$125	\$295.00	+ EXCH
	418646	1948-50 ALL MODELS	Core charge=\$125	\$295.00	+ EXCH
	+++++	1951-54	Specify knob color	INQUIRE	
	465267	1955-56 ALL MODELS		INQUIRE	
3.2990	(3.4045) Overdrive Lockout Cable Knob				
	+++++	1939-42 EXCEPT CLIPPER		INQUIRE	
	364926	1941-47 CLIPPER		\$60.00	EA
	403043	1948-50 ALL MODELS		\$60.00	EA
3.2995	(3.413) Overdrive Unit Support Insulator				
	333790	1939-50 ALL MODELS	Core charge=\$125	\$150.00	+ EXCH
SEE 4.22 FOR OVERDRIVE ELECTRICAL COMPONENTS					
<i>D. Gear Shift, Standard & Overdrive</i>					
3.300	Idler Lever Assembly				
	+++++	AVAILABLE FOR MANY MODELS		INQUIRE	
3.3001	Idler Lever & Link Bushing Kit				
	382837B	1941-47 Clippers, 1948-50 All with Standard Transmission		\$125.00	EA
3.310	Gear Shift Lever				
	330920	1939 ALL MODELS	With column shift	INQUIRE	
	+++++	1940-42 AVAILABLE FOR MANY MODELS		INQUIRE	
	373429	1941-47 CLIPPER, 1948-54 ALL MODELS W/ STANDARD TRANSMISSION		\$65.00	EA
	465919	1955-56 ALL MODELS W/ STANDARD TRANSMISSION		\$40.00	EA
3.311	Gear Shift Lever Boot				
	+++++	1935-38	See group # 3.205	INQUIRE	
	330394BL	1939 ALL	Black	\$36.39	EA
	330394BN	1939 ALL	Brown	\$51.49	EA
	403045BL	1940-54 ALL	Black	\$28.89	EA
	384778	1940-47 ALL	Brown	\$35.29	EA
	465280	1955-56 ALL MODELS W/ STANDARD TRANSMISSION		\$25.00	EA

1935 - 39 Junior • 1940-56 All



Order Toll Free: 800-472-2573
Discover-MasterCard-Visa

To view parts or illustrations, please visit our website.
www.packardparts.com
Info: 1-317-736-6233 • Fax: 1-317-736-6235

3.314	Gear Shift Lever Knob				
	+++++	1937-39	See group # 3.340 for cane shift	INQUIRE	
	+++++	1940-46 AVAILABLE FOR MANY MODELS		INQUIRE	
	382320	1946-47 ALL MODELS	Tan	\$60.00	EA
	395946	1948-54 MOST MODELS W/ STANDARD TRANSMISSION	Ivory	\$60.00	EA
	+++++	1951-56 ALL MODELS	For colors other than ivory	INQUIRE	
3.31427	Finger & Lead Assy.				
	+++++	REBUILDING SERVICE AVAILABLE		INQUIRE	
	6484363F	1956 MODELS W/ULTRAMATIC TRANSMISSION		INQUIRE	
	6484363B	1956 MODELS W/ULTRAMATIC TRANSMISSION		INQUIRE	
3.316	Steering Column Selector				
	333151	1939-47 ALL MODELS, 1948-54 ALL MODELS W/		\$50.00	EA
3.3255	Steering Column Shaft Bushing/Bearing				
	364522	1941-47 CLIPPER	Bushing	INQUIRE	
	412706	1948-54 ALL MODELS W/ STANDARD TRANSMISSION	Bearing	INQUIRE	
3.326	Gear Shift Shaft Bracket				
	373457	1939-47 ALL MODELS, 1951 SOME MODELS, 1952-54 ALL MODELS	With square dowel	\$45.00	EA
	436273	1948-50 ALL MODELS, 1951 SOME MODELS	With round dowel	\$45.00	EA
3.328	1st & Reverse Shaft Lever				
	360425	1939-42 ALL MODELS EXCEPT CLIPPER		\$150.00	EA
	360417	1941-47 CLIPPER, 1948-50 ALL MODELS W/ STANDARD		\$150.00	EA
	433024	1951-54 ALL MODELS W/ STANDARD TRANSMISSION		\$150.00	EA
	465362	1955-56 ALL MODELS W/ STANDARD TRANSMISSION		INQUIRE	
3.329	Direct & 2nd Shaft Lever				
	360426	1939-42 ALL EXCEPT CLIPPER		\$150.00	EA
	360419	1941-47 CLIPPER, 1948-50 ALL MODELS W/ STANDARD		\$150.00	EA
	433025	1951-54 ALL MODELS W/ STANDARD TRANSMISSION		\$150.00	EA
	465361	1955-56 ALL MODELS W/ STANDARD TRANSMISSION		INQUIRE	
3.340	Gear Shift Knob - Cane Shift				
	316199	1937-38 ALL MODELS		\$54.39	EA
	316199OEM	1937-38 ALL MODELS	OEM	\$150.00	EA
II. Ultramatic Transmission					
A. Gear Shift - Ultramatic					
3.30883	Gear Shift Indicator Dial				
	+++++	1949-56 AVAILABLE FOR MANY MODELS		INQUIRE	
3.30885	Indicator Light Bulb				
	51	1949-54 ALL MODELS W/ ULTRAMATIC TRANSMISSION		\$2.50	EA
	57	1955-56 ALL MODELS W/ ULTRAMATIC TRANSMISSION		\$2.50	EA
3.310	Gear Shift Lever				
	373429	1952-54 ALL MODELS W/ ULTRAMATIC TRANSMISSION		\$65.00	EA
	421801	1949-51 ALL MODELS W/ ULTRAMATIC TRANSMISSION		\$25.00	EA
	465947	1955-56 ALL MODELS W/ ULTRAMATIC TRANSMISSION		INQUIRE	
3.311	Gear Shift Lever Boot				
	403045BL	1949-54 ALL MODELS W/ ULTRAMATIC TRANSMISSION	Black	\$28.89	EA
	465280	1955-56 ALL MODELS W/ ULTRAMATIC TRANSMISSION		\$25.00	EA
3.314	Gear Shift Lever Knob				
	395946	1951-54 MOST MODELS W/ ULTRAMATIC	Ivory	\$45.00	EA
	421802	1949-50 ALL MODELS W/ ULTRAMATIC TRANSMISSION	Black	\$45.00	EA
	+++++	1951-54	For colors other than ivory	INQUIRE	
	465498	1955-56 ALL MODELS W/ ULTRAMATIC TRANSMISSION	Chrome	\$25.00	EA
3.3142	Push Button Control Assembly, Less Motor				
	6480729	1956 W/ ULTRAMATIC TRANSMISSION	Rebuilt units available	INQUIRE	
3.314256	Push Button Control Base Plate Gasket				
	6484413	1956 W/ ULTRAMATIC TRANSMISSION		\$5.00	EA
3.31427	Push Button Control Circuit Breaker				
	6489016	1956 W/ ULTRAMATIC TRANSMISSION	20 Amp; Core charge = \$35	\$50.00	EA
3.314271	Push Button Control Cover Gasket				
	6484412	1956 W/ ULTRAMATIC TRANSMISSION		\$5.00	EA
3.314272	Push Button Control Finger & Lead				
	6484363	1956 W/ ULTRAMATIC TRANSMISSION	Assembly	INQUIRE	
	6484363F	1956 W/ ULTRAMATIC TRANSMISSION	Finger wire	\$10.00	EA
	6484363B	1956 W/ ULTRAMATIC TRANSMISSION	Plastic bridge	\$70.00	EA

3.314273	Push Button Control Contact Segment				
	6484422	1956 W/ ULTRAMATIC TRANSMISSION		\$65.00	EA
3.314274	Push Button Control Inspection Plate Gasket				
	6484416	1956 W/ ULTRAMATIC TRANSMISSION		\$2.00	EA
3.314275	Push Button Control Motor				
	6484410	1956 W/ ULTRAMATIC TRANSMISSION	Core charge=\$200	\$375.00	+ EXCH
3.314277	Push Button Control Motor Brush Set				
	6484425	1956 W/ ULTRAMATIC TRANSMISSION		INQUIRE	
3.314279	Push Button Control Motor Mounting Gasket				
	6484409	1956 W/ ULTRAMATIC TRANSMISSION		\$2.00	EA
3.31429	Push Button Control Pressure Switch				
	6480740	1956 W/ ULTRAMATIC TRANSMISSION		\$75.00	EA
3.31442	Push Button Park Relay				
	6489234	1956 W/ ULTRAMATIC TRANSMISSION	Original type	INQUIRE	
	6489234R	1956 W/ ULTRAMATIC TRANSMISSION	Replacement type	\$65.00	EA
3.31444	Push Button Start Relay				
	472083	1956 W/ ULTRAMATIC TRANSMISSION	Core charge=\$45	\$95.00	+ EXCH
3.31446	Push Button Shift Relay				
	6480717	1956 W/ ULTRAMATIC TRANSMISSION	Core charge=\$25	\$125.00	+ EXCH
3.31462	Push Button Control Light Bulb				
	67	1956 W/ ULTRAMATIC TRANSMISSION		\$2.50	EA
3.31464	Push Button Control Switch Assembly				
	6480019	1956 W/ ULTRAMATIC TRANSMISSION		\$125.00	EA
3.3155	Neutral Safety & Back Up Light Switch				
	455702	1954 W/ ULTRAMATIC TRANSMISSION	Use with gear start; Core	\$65.00	+ EXCH
	439859	1955-56 W/ ULTRAMATIC TRANSMISSION	Core charge=\$50	\$75.00	+ EXCH
	+++++	1949-54 ALL NON-GEAR START	See group # 3.594		
3.3167	Selector, Lock Lever Assembly				
	421358	1949-54 ALL MODELS W/ ULTRAMATIC TRANSMISSION	Non-gear start	\$75.00	EA
	450589	1954 ALL MODELS W/ ULTRAMATIC TRANSMISSION	Gear start	INQUIRE	
3.3255	Gear Shift Shaft Bearing				
	412706	1949-54 ALL MODELS, 1948-54 ALL MODELS W/ ULTRAMATIC TRANSMISSION		INQUIRE	
3.326	Gear Shift Shaft Bracket				
	373457	1952-54 MODELS W/ ULTRAMATIC TRANSMISSION	Non-gear start	\$45.00	EA
	450586	1954 W/ ULTRAMATIC TRANSMISSION	Gear start	INQUIRE	
3.3276	Gear Shift Shaft Lever				
	421724	1949-54 ALL MODELS W/ ULTRAMATIC TRANSMISSION	Non-gear start	INQUIRE	
	465107	1955 ALL MODELS W/ ULTRAMATIC TRANSMISSION		\$125.00	EA
	6480043	1956 ALL MODELS W/ ULTRAMATIC TRANSMISSION		\$125.00	EA
B. Transmission Unit - Ultramatic					
3.50501	Ultramatic Rebuild Kit				
	URK49-50	1949-50 ALL MODELS W/ ULTRAMATIC TRANSMISSION	Includes gaskets, seals, bushings, & high range clutches	\$395.00	KIT
	URK51-54	1951-54 ALL MODELS W/ ULTRAMATIC TRANSMISSION	Non-gear start; Includes gaskets, seals, bushings, & high range clutches	\$395.00	KIT
	URK54GS	1954 ALL MODELS W/ ULTRAMATIC TRANSMISSION	Gear start; Includes gaskets, seals, bushings, & high range clutches	\$395.00	KIT
	URK1955	1955 ALL MODELS W/ ULTRAMATIC TRANSMISSION	Includes gaskets, seals, bushings, & high range clutches	\$395.00	KIT
	URK1956	1956 ALL MODELS W/ ULTRAMATIC TRANSMISSION	Includes gaskets, seals, bushings, & high range clutches	\$395.00	KIT
3.50502	Ultramatic Bushing Set				
	UBS49-50	1949-50 ALL MODELS W/ ULTRAMATIC TRANSMISSION		\$175.00	SET
	UBS51-54	1951-54 ALL MODELS W/ ULTRAMATIC TRANSMISSION	Non-gear start	\$175.00	SET
	UBS54GS	1954 ALL MODELS W/ ULTRAMATIC TRANSMISSION	Gear start	\$175.00	SET
	UBS1955	1955 ALL MODELS W/ ULTRAMATIC TRANSMISSION		\$175.00	SET
	UBS1956	1956 ALL MODELS W/ ULTRAMATIC TRANSMISSION		\$175.00	SET
3.50503	Ultramatic Sealing Ring Set				
	USR49-51	1949-51 ALL MODELS W/ ULTRAMATIC TRANSMISSION		\$75.00	SET
	USR52-54	1952-54 ALL MODELS W/ ULTRAMATIC TRANSMISSION	Non-gear start	\$75.00	SET
	USR54GS	1954 ALL MODELS W/ ULTRAMATIC TRANSMISSION	Gear start	\$75.00	SET

1935 - 39 Junior • 1940-56 All



Order Toll Free: 800-472-2573
Discover-MasterCard-Visa

To view parts or illustrations, please visit our website.
www.packardparts.com
Info: 1-317-736-6233 • Fax: 1-317-736-6235

3.5062	Case Breather Assembly				
	421289	1949-51 ALL MODELS	See group # 3.6742	INQUIRE	
	423435	1952-54 ALL MODELS	Non-gear start	\$45.00	EA
	450887	1954 GEAR START, 1955 ALL MODELS	Gear start	\$45.00	EA
	470096	1956 ALL MODELS	Use with aluminum case	\$45.00	EA
3.508	Gasket Set				
	410744	1949-54 ALL MODELS W/ ULTRAMATIC TRANSMISSION	Non-gear start	\$50.00	SET
	458296	1954 GEAR START W/ ULTRAMATIC TRANSMISSION, 1955-56 ALL MODELS W/ ULTRAMATIC TRANSMISSION	Gear start	\$50.00	SET
3.510	Bell Housing Assembly				
	+++++	1949-56 AVAILABLE FOR MANY MODELS		INQUIRE	
3.511	Bell Housing Bushing				
	410864	1949-56 ALL MODELS W/ ULTRAMATIC TRANSMISSION		\$45.00	EA
3.512	Bell Housing Gasket				
	421127	1949-54 ALL MODELS W/ ULTRAMATIC TRANSMISSION		\$10.00	EA
	450345	1954 GEAR START W/ ULTRAMATIC TRANSMISSION, 1955-56 ALL MODELS W/ ULTRAMATIC TRANSMISSION		\$10.00	EA
3.514	Bell Housing Seal				
	421112	1949-56 ALL MODELS W/ ULTRAMATIC TRANSMISSION		\$25.00	EA
3.518	Brake Assembly, Low				
	450473	1954 ALL MODELS W/ ULTRAMATIC TRANSMISSION	Gear start	\$125.00	EA
	470276	1955 ALL MODELS W/ ULTRAMATIC TRANSMISSION		\$125.00	EA
	6489609	1956 ALL MODELS W/ ULTRAMATIC TRANSMISSION		\$125.00	EA
3.519	Brake Assembly, Reverse				
	450474	1954 GEAR START W/ ULTRAMATIC TRANSMISSION, 1955-56 ALL MODELS W/ ULTRAMATIC TRANSMISSION	Core charge=\$50	\$125.00	+ EXCH
3.520	Brake Band Assembly				
	421770	1949-50 23RD SERIES, 1951	Non-gear start; Core charge=\$95	\$95.00	+ EXCH
	423358	1952-54 ALL MODELS W/ ULTRAMATIC TRANSMISSION	Non-gear start; Core charge=\$95	\$95.00	+EXCH
	450128	1954 ALL MODELS W/ ULTRAMATIC TRANSMISSION	Gear start; Core charge=\$95	\$95.00	+ EXCH
	470178	1955 ALL MODELS W/ ULTRAMATIC TRANSMISSION	Core charge=\$95	\$95.00	+ EXCH
	6489039	1956 ALL MODELS W/ ULTRAMATIC TRANSMISSION	Core charge=\$95	\$95.00	+ EXCH
3.530	Brake Piston				
	421959	1949-54 ALL MODELS W/ ULTRAMATIC TRANSMISSION	Non-gear start, Inner	INQUIRE	
	421210	1949-54 ALL MODELS W/ ULTRAMATIC TRANSMISSION	Non-gear start, Outer	INQUIRE	
	450430	1954 GEAR START W/ ULTRAMATIC TRANSMISSION, 1955 ALL MODELS W/ ULTRAMATIC TRANSMISSION	Low	INQUIRE	
	450854	1954 GEAR START W/ ULTRAMATIC TRANSMISSION, 1955-56 ALL MODELS W/ ULTRAMATIC TRANSMISSION	Reverse	\$45.00	EA
	6470257	1956 ALL MODELS W/ ULTRAMATIC TRANSMISSION	Low	INQUIRE	
3.542	Brake Piston Seal				
	421848	1949-54 ALL MODELS W/ ULTRAMATIC TRANSMISSION	Non-gear start, Large	\$10.00	EA
	421207	1949-54 ALL MODELS W/ ULTRAMATIC TRANSMISSION	Non-Gear start, Small	\$12.50	EA
	450856	1954 GEAR START W/ ULTRAMATIC TRANSMISSION, 1955-56 ALL MODELS W/ ULTRAMATIC TRANSMISSION	Low	\$10.00	EA
	450857	1954 GEAR START W/ ULTRAMATIC TRANSMISSION, 1955-56 ALL MODELS W/ ULTRAMATIC TRANSMISSION	Reverse	\$5.00	EA
3.555	High Range Clutch Steel Plates				
	421073	1949-55 ALL MODELS W/ ULTRAMATIC TRANSMISSION	Six per car	\$20.00	EA
	6470245	1956 ALL MODELS W/ ULTRAMATIC TRANSMISSION	Six per car	\$20.00	EA
3.557	High Range Clutch Friction Plates				
	421128	1949-56 ALL MODELS W/ ULTRAMATIC TRANSMISSION	Six per car	\$15.00	EA
3.559	Clutch Housing				
	410987	1949-54 ALL MODELS W/ ULTRAMATIC TRANSMISSION	Non-gear start	INQUIRE	
	450248	1954 GEAR START W/ ULTRAMATIC TRANSMISSION		INQUIRE	
	458950	1955 ALL MODELS W/ ULTRAMATIC TRANSMISSION		\$250.00	EA
	6484046	1956 ALL MODELS W/ ULTRAMATIC TRANSMISSION		\$250.00	EA
3.5591	Clutch Housing Bushing				
	410990	1949-54 ALL MODELS W/ ULTRAMATIC TRANSMISSION		\$30.00	EA
	458661	1955-56 ALL MODELS W/ ULTRAMATIC TRANSMISSION		\$30.00	EA

Order Toll Free: 800-472-2573
Discover-MasterCard-Visa

To view parts or illustrations, please visit our website.
www.packardparts.com
Info: 1-317-736-6233 • Fax: 1-317-736-6235



3.560	Clutch Hub				
	421636	1949-53 ALL MODELS W/ ULTRAMATIC TRANSMISSION		\$50.00	EA
	434586	1954 ALL MODELS W/ ULTRAMATIC TRANSMISSION	Non-gear start	\$50.00	EA
	450249	1954-55 ALL MODELS W/ ULTRAMATIC TRANSMISSION	Gear start	\$50.00	EA
	6470337	1956 ALL MODELS W/ ULTRAMATIC TRANSMISSION		\$50.00	EA
3.563	Clutch Hub Thrust Washer				
	421675	1949-54 ALL MODELS W/ ULTRAMATIC TRANSMISSION		\$20.00	EA
	450245	1954 GEAR START W/ ULTRAMATIC TRANSMISSION, 1955 ALL MODELS W/ ULTRAMATIC TRANSMISSION		\$20.00	EA
	6480641	1956 ALL MODELS W/ ULTRAMATIC TRANSMISSION		\$20.00	EA
3.564	Clutch Piston				
	+++++	1949-56 AVAILABLE FOR MANY MODELS		INQUIRE	
3.5642	Clutch Piston Lip Seal				
	450224	1954 ALL MODELS W/ ULTRAMATIC TRANSMISSION	Gear start	\$12.00	EA
	470077	1955-56 ALL MODELS W/ ULTRAMATIC TRANSMISSION		\$12.00	EA
3.573	Clutch Thrust Washer				
	+++++	1949-55 ALL MODELS	All sizes available, Specify thickness	INQUIRE	
3.575	Valve Body				
	+++++	1949-56 AVAILABLE FOR MANY MODELS		INQUIRE	
3.577882	Control Shaft Seal				
	421326	1954 GEAR START W/ ULTRAMATIC TRANSMISSION, 1955-56 ALL MODELS W/ ULTRAMATIC TRANSMISSION	See also group # 3.590	\$10.00	EA
3.580	Oil Filter Assembly				
	450533	1954 GEAR START W/ ULTRAMATIC TRANSMISSION, 1955-56 ALL MODELS W/ ULTRAMATIC TRANSMISSION	See also group # 3.648	INQUIRE	
3.587	Throttle Shaft Seal				
	421372	1949-56 ALL MODELS W/ ULTRAMATIC TRANSMISSION		\$10.00	EA
3.590	Control Valve Lever Shaft Seal				
	421326	1949-54 ALL MODELS W/ ULTRAMATIC TRANSMISSION	Non-gear start	\$10.00	EA
3.594	Neutral Safety Switch				
	421319	1949-50 SOME MODELS W/ ULTRAMATIC TRANSMISSION	Core charge = \$50.00	\$75.00	+ EXCH
	423439	1949-50 SOME MODELS W/ ULTRAMATIC TRANSMISSION	Core charge = \$50.00	\$75.00	+ EXCH
	423439	1951-54 ALL MODELS W/ ULTRAMATIC TRANSMISSION	Non-gear start; See also group # 3.3155	\$50.00	EA
	+++++	1954 GEAR START, 1955-56 ALL MODELS	See group # 3.3155		
3.599	Converter Assembly				
	+++++	1949-56 AVAILABLE FOR ALL MODELS	Rebuilding service available	INQUIRE	
3.600	Converter Clutch Disk				
	410835	1949 EARLY	11 3/4"	\$145.00	EA
	436411	1949-52 SOME MODELS W/ ULTRAMATIC TRANSMISSION	11 1/4"; Core charge=\$50	\$145.00	+ EXCH
	423667	1951-52 SOME MODELS W/ ULTRAMATIC TRANSMISSION, 1953-54 W/ ULTRAMATIC	9", Non-gear start; Core charge=\$50	\$145.00	+ EXCH
	450678	1954 GEAR START W/ ULTRAMATIC TRANSMISSION, 1955-56 ALL MODELS W/ ULTRAMATIC TRANSMISSION	9"; Core charge=\$50	\$165.00	+ EXCH
3.602	Converter Clutch Housing				
	+++++	1949-56 AVAILABLE FOR MANY MODELS		INQUIRE	
3.6021	Converter Clutch Housing Bushing				
	410866	1949-55 ALL MODELS W/ ULTRAMATIC TRANSMISSION	Two per car	\$20.00	EA
	6470309	1956 ALL MODELS W/ ULTRAMATIC TRANSMISSION		\$10.00	EA
3.60212	Converter Clutch Housing Seal (O-Ring)				
	450660	1954 GEAR START W/ ULTRAMATIC TRANSMISSION, 1955-56 ALL MODELS W/ ULTRAMATIC TRANSMISSION		\$15.00	EA
3.608	Converter Pump				
	+++++	1949-56 AVAILABLE FOR MANY MODELS		INQUIRE	
3.610	Converter Pump Gasket				
	421752	1949-54 ALL MODELS W/ ULTRAMATIC TRANSMISSION	Non-gear start	\$15.00	EA
3.612	Converter Pump Shaft				
	421595	1949-54 ALL MODELS W/ ULTRAMATIC TRANSMISSION	Non-gear start; Core charge=\$30	\$125.00	+ EXCH
	450257	1954 ALL MODELS W/ ULTRAMATIC TRANSMISSION	Gear start	\$175.00	EA
	6484522	1955 ALL MODELS W/ ULTRAMATIC TRANSMISSION		\$175.00	EA
	450257	1956 ALL MODELS W/ ULTRAMATIC TRANSMISSION		\$175.00	EA

1936 - 39 Junior • 1940-56 All



Order Toll Free: 800-472-2573
Discover-MasterCard-Visa

To view parts or illustrations, please visit our website.
www.packardparts.com
Info: 1-317-736-6233 • Fax: 1-317-736-6235

JR 14

3.614	Converter Pump Shaft Gasket				
	421599	1949-56 ALL MODELS W/ ULTRAMATIC TRANSMISSION		\$5.00	EA
3.615	Converter Reactor				
	+++++	1949-56 AVAILABLE FOR MANY MODELS		INQUIRE	
3.616	Reactor Shaft				
	421559	1949-52 SOME MODELS W/ ULTRAMATIC TRANSMISSION	Use with 11" clutch	\$95.00	EA
	423424	1952-54 SOME MODELS W/ ULTRAMATIC TRANSMISSION	Use with 9" clutch	INQUIRE	
	423754	1953-54 ALL MODELS W/ ULTRAMATIC TRANSMISSION	Non-gear start	\$145.00	EA
	450213	1954-55 ALL MODELS W/ ULTRAMATIC TRANSMISSION	Gear start	\$125.00	EA
	6470318	1956 ALL MODELS W/ ULTRAMATIC TRANSMISSION		\$195.00	EA
3.6161	Reactor Shaft Bushing				
	410865	1949-55 ALL MODELS W/ ULTRAMATIC TRANSMISSION		\$20.00	EA
	6484045	1956 ALL MODELS W/ ULTRAMATIC TRANSMISSION		\$30.00	EA
3.618	Reactor Thrust Ball Bearing				
	421596	1949-52 ALL MODELS W/ ULTRAMATIC TRANSMISSION, 1953-54 SOME MODELS W/ ULTRAMATIC	5/8" thick	\$65.00	EA
	423794	1953-54 SOME MODELS W/ ULTRAMATIC	7/16" thick	\$65.00	EA
3.620	Reactor Thrust Washer				
	+++++	1949-54 NON-GEAR START	All sizes available, Specify thickness	\$25.00	EA
3.621	Converter Turbine				
	+++++	1949-56 AVAILABLE FOR MANY MODELS		INQUIRE	
3.623	Converter 1st Turbine Hub				
	423418	1951-54 W/ ULTRAMATIC TRANSMISSION	Use with 9" clutch, Non-gear start	\$50.00	EA
	450221	1954 GEAR START W/ ULTRAMATIC TRANSMISSION, 1955 ALL MODELS W/ ULTRAMATIC TRANSMISSION		INQUIRE	
	6470338	1956 ALL MODELS W/ ULTRAMATIC TRANSMISSION		\$50.00	EA
3.6233	Converter 1st Turbine Hub Thrust Washer				
	423427	1951-54 W/ ULTRAMATIC TRANSMISSION	Use with 9" clutch, Non-gear start	\$15.00	EA
	+++++	1954 GEAR START, 1955-56 ALL MODELS	All sizes available, Specify thickness	\$15.00	EA
3.624	Front Pump Assembly				
	421634	1949-54 ALL MODELS W/ ULTRAMATIC TRANSMISSION	Non-gear start; Core charge=\$50	\$295.00	+ EXCH
	450503	1954 ALL MODELS W/ ULTRAMATIC TRANSMISSION	Gear start	INQUIRE	
	470080	1955 ALL MODELS W/ ULTRAMATIC TRANSMISSION	Core charge=\$75	\$250.00	+ EXCH
	6489368	1956 ALL MODELS W/ ULTRAMATIC TRANSMISSION	Use with 7/16" rotor; Core charge=\$50	\$250.00	+ EXCH
	6489210	1956 ALL MODELS W/ ULTRAMATIC TRANSMISSION	Use with 3/8" rotor; Core charge=\$50	\$250.00	+ EXCH
3.632	Governor Assembly				
	+++++	1949-56 AVAILABLE FOR MANY MODELS	Specify rear axle ratio	INQUIRE	
3.636	Input Shaft				
	434585	1949-54 ALL MODELS W/ ULTRAMATIC TRANSMISSION	Non-gear start	\$225.00	EA
	450262	1954-55 ALL MODELS W/ ULTRAMATIC TRANSMISSION	Gear start	\$175.00	EA
	6479112	1956 ALL MODELS W/ ULTRAMATIC TRANSMISSION	Core charge=\$50	\$195.00	+ EXCH
3.639	Oil Cooler Assembly				
	436391	1949-50 ALL MODELS W/ ULTRAMATIC TRANSMISSION		INQUIRE	
	423268	1951-54 ALL MODELS W/ ULTRAMATIC TRANSMISSION	Non-gear start; Core charge=\$50	\$225.00	+ EXCH
	450851	1954 ALL MODELS W/ ULTRAMATIC TRANSMISSION	Gear start	INQUIRE	
	465754	1955 ALL MODELS W/ ULTRAMATIC TRANSMISSION	Core charge=\$50	\$225.00	+ EXCH
	6480734	1956 ALL MODELS W/ ULTRAMATIC TRANSMISSION	Core charge=\$50	\$225.00	+ EXCH
3.640	Oil Filler Cap (Dip Stick)				
	+++++	1949-56 AVAILABLE FOR MANY MODELS		INQUIRE	
3.644	Oil Pan Assembly				
	423162	1949-54 ALL MODELS W/ ULTRAMATIC TRANSMISSION	Non-gear start	INQUIRE	
	450368	1954 ALL MODELS W/ ULTRAMATIC TRANSMISSION	Gear start	INQUIRE	
	440845	1955 ALL MODELS W/ ULTRAMATIC TRANSMISSION	Use with cast iron case	INQUIRE	
	470143	1956 ALL MODELS W/ ULTRAMATIC TRANSMISSION	Use with aluminum case	INQUIRE	
3.646	Oil Pan Gasket				
	421327	1949-56 ALL MODELS		\$15.00	EA
3.648	Oil Filter Assembly				
	421479	1949-54 ALL MODELS W/ ULTRAMATIC TRANSMISSION	Non-gear start; See also group # 3.580	INQUIRE	

Order Toll Free: 800-472-2573
Discover-MasterCard-Visa

To view parts or illustrations, please visit our website.
www.packardparts.com
Info: 1-317-736-6233 • Fax: 1-317-736-6235



3.6483 Output Shaft					
	423286	1949-54 ALL MODELS W/ ULTRAMATIC TRANSMISSION	Non-gear start	\$195.00	EA
	450229	1954-55 ALL MODELS W/ ULTRAMATIC TRANSMISSION	Gear start	\$195.00	EA
	6470264	1955-56 ALL MODELS W/ ULTRAMATIC TRANSMISSION		\$195.00	EA
3.649 Parking Lock Gear					
	421177	1949-50 ALL MODELS W/ ULTRAMATIC TRANSMISSION		\$125.00	EA
	423285	1951-54 ALL MODELS W/ ULTRAMATIC TRANSMISSION	Non-gear start	\$125.00	EA
	450227	1954 ALL MODELS W/ ULTRAMATIC TRANSMISSION	Gear start	\$125.00	EA
	474275	1955 ALL MODELS W/ ULTRAMATIC TRANSMISSION		\$175.00	EA
	6470248	1956 ALL MODELS W/ ULTRAMATIC TRANSMISSION	Core charge=\$165	\$175.00	+EXCH
3.6492 Parking Lock Lever (Pawl)					
	423269	1949-54 ALL MODELS W/ ULTRAMATIC TRANSMISSION	Non-gear start; Core charge=\$30	\$95.00	+ EXCH
	450333	1954-56 ALL MODELS W/ ULTRAMATIC TRANSMISSION	Gear start; Core charge=\$50	\$125.00	+ EXCH
3.650 Parking Lock Operating Lever Assembly					
	421183	1949-53 ALL MODELS W/ ULTRAMATIC TRANSMISSION	Core charge=\$95	\$95.00	+ EXCH
	446632	1954 ALL MODELS W/ ULTRAMATIC TRANSMISSION	Non-gear start; Core charge=\$95	\$95.00	+ EXCH
	450354	1954-56 ALL MODELS W/ ULTRAMATIC TRANSMISSION	Gear start; Core charge=\$55	\$95.00	+ EXCH
3.654 Planetary Assembly					
	423390	1949-50 ALL MODELS W/ ULTRAMATIC TRANSMISSION		INQUIRE	
	423392	1951-52 ALL MODELS W/ ULTRAMATIC TRANSMISSION		INQUIRE	
	434496	1953-54 ALL MODELS W/ ULTRAMATIC TRANSMISSION	Non-gear start	INQUIRE	
	450500	1954 ALL MODELS W/ ULTRAMATIC TRANSMISSION	Gear start	INQUIRE	
	470200	1955 ALL MODELS W/ ULTRAMATIC TRANSMISSION		INQUIRE	
	6480716	1956 ALL MODELS W/ ULTRAMATIC TRANSMISSION		INQUIRE	
3.655 Planetary Pinion Gear					
	421086	1949-54 ALL MODELS W/ ULTRAMATIC TRANSMISSION	Long, Non-gear start	\$65.00	EA
	421087	1949-56 ALL MODELS W/ ULTRAMATIC TRANSMISSION	Short	\$65.00	EA
	450494	1954 ALL MODELS W/ ULTRAMATIC TRANSMISSION, 1955-56 ALL MODELS W/ ULTRAMATIC TRANSMISSION	Long, Gear start	\$65.00	EA
3.656 Planetary Ring Gear					
	421084	1949-51 ALL MODELS W/ ULTRAMATIC TRANSMISSION		INQUIRE	
	423388	1952 ALL MODELS W/ ULTRAMATIC TRANSMISSION		INQUIRE	
	434495	1953-54 ALL MODELS W/ ULTRAMATIC TRANSMISSION	Non-gear start	INQUIRE	
	450312	1954-56 ALL MODELS W/ ULTRAMATIC TRANSMISSION	Gear start	INQUIRE	
3.6561 Planetary Ring Gear Bushing					
	410861	1949-54 ALL MODELS W/ ULTRAMATIC TRANSMISSION		\$35.00	EA
	458923	1955-56 ALL MODELS W/ ULTRAMATIC TRANSMISSION		\$35.00	EA
3.6562 Planetary Ring Gear Thrust Washer					
	421340	1949-54 ALL MODELS W/ ULTRAMATIC TRANSMISSION	Non-gear start	\$25.00	EA
	450817	1954-55 ALL MODELS W/ ULTRAMATIC TRANSMISSION	Gear start	\$20.00	EA
	6480640	1956 ALL MODELS W/ ULTRAMATIC TRANSMISSION		INQUIRE	
3.658 Planetary Sun Gear					
	421644	1949-54 ALL MODELS W/ ULTRAMATIC TRANSMISSION	Front, Non-gear start	\$195.00	EA
	421085	1949-54 ALL MODELS W/ ULTRAMATIC TRANSMISSION	Rear, Non-gear start	\$85.00	EA
	470098	1954 ALL MODELS W/ ULTRAMATIC TRANSMISSION	Front, Gear start	\$85.00	EA
	450149	1954 ALL MODELS W/ ULTRAMATIC TRANSMISSION	Rear, Gear start	\$85.00	EA
	470109	1955-56 ALL MODELS W/ ULTRAMATIC TRANSMISSION	Front	\$145.00	EA
	470116	1955 ALL MODELS W/ ULTRAMATIC TRANSMISSION	Rear	\$85.00	EA
	6470339	1956 ALL MODELS W/ ULTRAMATIC TRANSMISSION	Rear	\$85.00	EA
3.660 Planetary Sun Gear Thrust Bearing					
	421141	1949-53 ALL MODELS W/ ULTRAMATIC TRANSMISSION		\$25.00	EA
	446669	1954 ALL MODELS W/ ULTRAMATIC TRANSMISSION	Non-gear start	\$25.00	EA
	470114	1955-56 ALL MODELS W/ ULTRAMATIC TRANSMISSION		\$25.00	EA
3.662 Planetary Sun Gear Thrust Washer					
	421076	1949-54 ALL MODELS W/ ULTRAMATIC TRANSMISSION	Non-gear start	\$20.00	EA
	450148	1954 ALL MODELS W/ ULTRAMATIC TRANSMISSION	Front, Gear start	\$45.00	EA
	450860	1954 ALL MODELS W/ ULTRAMATIC TRANSMISSION	Rear, Gear start	\$20.00	EA
	450860	1955-56 ALL MODELS W/ ULTRAMATIC TRANSMISSION		\$20.00	EA
3.664 Reaction Clutch Sprag Set With Springs					
	421116	1949-53 ALL MODELS	Long sprags	\$95.00	SET
	434700	1953-54	Non-gear start; short sprags	\$95.00	SET
	450218	1954-56 ALL MODELS	Gear start	\$95.00	SET

1935 - 39 Junior • 1940-56 All



Order Toll Free: 800-472-2573
Discover-MasterCard-Visa

To view parts or illustrations, please visit our website.
www.packardparts.com
Info: 1-317-736-6233 • Fax: 1-317-736-6235

3.667	Reaction Clutch Bearing Plate				
	450210	1954 GEAR START ALL MODELS W/ ULTRAMATIC TRANSMISSION	Front & rear	\$35.00	EA
	6480070	1955 ALL MODELS W/ ULTRAMATIC TRANSMISSION	Front & rear	\$35.00	EA
	6480070	1956 ALL MODELS W/ ULTRAMATIC TRANSMISSION	Front	\$35.00	EA
	6489322	1956 ALL MODELS W/ ULTRAMATIC TRANSMISSION	Rear	\$35.00	EA
3.6722	Reaction Clutch Housing Bushing				
	410989	1949-54 ALL MODELS W/ ULTRAMATIC TRANSMISSION	Non-gear start	\$20.00	EA
3.67223	Reaction Clutch Outer Race				
	450211	1954 ALL MODELS W/ ULTRAMATIC TRANSMISSION	Gear start	\$75.00	EA
	450211	1955 SOME MODELS W/ ULTRAMATIC TRANSMISSION	Not used with 5588	\$75.00	EA
	470238	1955 SOME MODELS W/ ULTRAMATIC TRANSMISSION, 1956 ALL MODELS W/ ULTRAMATIC TRANSMISSION	Not used with 5588	\$75.00	EA
3.6741	Rear Housing Bearing				
	423215	1949-56 ALL MODELS W/ ULTRAMATIC TRANSMISSION		\$40.00	EA
3.6742	Rear Housing Breather Assembly				
	421289	1949-51 ALL MODELS	See also group # 3.5062	\$35.00	EA
3.6743	Rear Housing Bushing				
	436018	1949-50 ALL MODELS W/ ULTRAMATIC TRANSMISSION		\$40.00	EA
	436019	1951-54 ALL MODELS W/ ULTRAMATIC TRANSMISSION	Non-gear start	\$40.00	EA
	458292	1954-55 ALL MODELS W/ ULTRAMATIC TRANSMISSION	Gear start	\$40.00	EA
	470115	1956 ALL MODELS W/ ULTRAMATIC TRANSMISSION	Use with aluminum housing	\$40.00	EA
3.676	Rear Housing Gasket				
	421290	1949-54 ALL MODELS W/ ULTRAMATIC TRANSMISSION	Non-gear start	\$5.00	EA
	450362	1954-55 ALL MODELS W/ ULTRAMATIC TRANSMISSION	Gear start	\$10.00	EA
	470147	1956 ALL MODELS W/ ULTRAMATIC TRANSMISSION	Use with aluminum housing	\$5.00	EA
3.678	Rear Housing Seal				
	371876R	1949-50 W/ ULTRAMATIC 23RD SERIES ONLY		\$25.00	EA
	333546R	1951-56 ALL MODELS W/ ULTRAMATIC TRANSMISSION	Replacement type	\$25.00	EA
3.680	Rear Pump Assembly				
	423186	1949-54 ALL MODELS W/ ULTRAMATIC	Non-gear start	INQUIRE	
	450314	1954-55 ALL MODELS W/ ULTRAMATIC TRANSMISSION	Gear start	INQUIRE	
	6480123	1956 ALL MODELS W/ ULTRAMATIC TRANSMISSION	Core charge=\$30	\$195.00	+ EXCH
3.681	Speedometer Driving Gear				
	434608	1949-54 ALL MODELS W/ ULTRAMATIC TRANSMISSION	Nylon; Non-gear start	\$45.00	EA
	450308	1954 ALL MODELS W/ ULTRAMATIC TRANSMISSION	Nylon; Gear start	\$45.00	EA
	6450308	1955-56 ALL MODELS W/ ULTRAMATIC TRANSMISSION	Nylon	\$45.00	EA
3.685	Speedometer Pinion & Shaft				
	+++++	1949-56 AVAILABLE FOR MANY MODELS		INQUIRE	
3.686	Speedometer Pinion Adapter				
	+++++	1949-56 AVAILABLE FOR MANY MODELS		INQUIRE	

Group 4 ELECTRICAL

Battery

4.0001	Battery Cable - Ground Strap				
	338735	1935-40 ALL MODELS; 1941-42 PACKARD MODELS		\$25.00	EA
	373131	1941-47 CLIPPER MODELS; 1948-50 ALL MODELS		\$35.00	EA
	416406	1951-54 ALL MODELS		\$25.00	EA
	439885	1955 SOME MODELS	19" long	\$25.00	EA
	6480129	1955 SOME MODELS; 1956 ALL MODELS	15" long	\$25.00	EA
4.0003	Battery Cable - To Starter Solenoid				
	315322	1935-37 120 MODELS; 1937 115 MODELS		\$65.00	EA
	335386	1938-42 ALL 110 & 120 MODELS		\$75.00	EA
	358624	1940-42 ALL SU. 8 MODELS EXCEPT CLIPPER		\$95.00	EA
	373199	1941-47 CLIPPER SIX & STD. 8 MODELS; 1948-50 ALL MODELS EXCEPT 356		\$35.00	EA
	378992	1942-47 CLIPPER SU. 8 MODELS; 1948-50 CU. 8 MODELS		\$35.00	EA
	416471	1951-54 ALL MODELS		\$40.00	EA
	439887	1955 ALL MODELS		\$45.00	EA
	6480232	1956 ALL MODELS		\$45.00	EA
4.0005	Battery Carrier				
	333667	1935-42 ALL MODELS EXCEPT CLIPPER		\$145.00	EA

Order Toll Free: 800-472-2573
Discover-MasterCard-Visa

To view parts or illustrations, please visit our website.
www.packardparts.com
Info: 1-317-736-6233 • Fax: 1-317-736-6235



4.00073 Battery Retainer					
	315685	1935-42 ALL 120'S, 1940-42 PACKARD SU. 8 MODELS EXCEPT CLIPPER		\$65.00	EA
	315684	1937-42 ALL 6 CYL. EXCEPT CLIPPER		\$65.00	EA
	373007	1941-47 ALL CLIPPER MODELS, 1948-50 ALL MODELS		\$75.00	EA
	422692	1951-54 ALL MODELS		\$65.00	EA
	461340	1955-56 ALL MODELS		\$65.00	EA
4.0008 Battery Cradle & Support Assembly					
	+++++	1941-47 CLIPPER, 1948-56 ALL MODELS		INQUIRE	
4.00083 Battery Retainer Bolt & Wing Nut Set					
	371342	1941-47 ALL CLIPPERS; 1948-50 ALL MODELS		\$40.00	PR
	439384	1951-56 ALL MODELS		\$40.00	PR
30.800 Floor Board Battery Cover					
	349299	1935-42 ALL MODELS EXCEPT CLIPPER		\$95.00	EA
<i>Cigar Lighter - Instrument Board</i>					
4.0101 Cigar Lighter Base					
	+++++	AVAILABLE FOR MANY MODELS		INQUIRE	
4.0104 Cigar Lighter Tip & Knob Assembly					
	232381	1940-42 SU. 8 EXCEPT CLIPPER, CAN BE USED WITH 1935-42 ALL EXCEPT CLIPPER	Cat's eye type; Front & rear	\$225.00	EA
4.01041 Cigar Lighter Knob					
	+++++	1935-40 ALL MODELS		INQUIRE	
	+++++	1941-42 ALL PACKARD MODELS	Specify color	INQUIRE	
	373198	1941-47 ALL CLIPPER MODELS		\$50.00	EA
	396668	1948-49 ALL 22ND SERIES	Lettered	\$45.00	EA
	403968	1949-50 ALL 23RD SERIES	Plain	\$35.00	EA
	416286	1951-52 ALL MODELS; 1953 ALL CLIPPER MODELS		\$20.00	EA
	439289	1953 ALL MODELS EXCEPT CLIPPER; 1954 ALL CLIPPER MODELS		\$25.00	EA
	439476K	1954 ALL MODELS EXCEPT CLIPPER		\$35.00	EA
	439932	1955-56 ALL CLIPPER MODELS; 1956 EXECUTIVE MODELS		\$35.00	EA
	439908	1955-56 ALL SENIOR MODELS		\$35.00	EA
4.0105 Cigar Lighter Element					
	239616	1935-39 ALL MODELS		\$45.00	EA
	356577	1940-47 ALL MODELS		\$45.00	EA
	364392	1948-54 ALL MODELS		\$45.00	EA
	439889	1955-56 ALL MODELS		\$35.00	EA
4.0107 Cigar Lighter Name Plate					
	439303	1953-54 ALL MODELS EXCEPT CLIPPER		\$25.00	EA
	439928	1955-56 ALL CLIPPER & EXECUTIVE MODELS		\$25.00	EA
	439884	1955-56 ALL SENIOR MODELS		\$35.00	EA
<i>Clock</i>					
4.0200 Clock Assembly					
	+++++	1935-56	Rebuilding service available	INQUIRE	
4.02105 Clock Fuse					
	326279	1935-38 ALL MODELS		\$1.00	EA
	337673	1939-40 ALL MODELS		\$1.00	EA
	362639	1941-47 ALL MODELS		\$1.00	EA
	403933	1948-54 ALL MODELS		\$1.00	EA
	337673	1955-56 ALL MODELS		\$1.00	EA
4.02145 Clock Light Bulb					
	51	1937-47 ALL MODELS	Compartment illuminating	\$2.50	EA
	55	1937-50 ALL MODELS	Dial illuminating	\$2.50	EA
	57	1955-56 ALL MODELS		\$2.50	EA

1935 - 39 Junior • 1940-56 All



Order Toll Free: 800-472-2573
Discover-MasterCard-Visa

To view parts or illustrations, please visit our website.
www.packardparts.com
Info: 1-317-736-6233 • Fax: 1-317-736-6235

Distributor - Always Specify Auto-Lite Or Delco & Tag Number

4.03001 Distributor Assembly					
	+++++	AVAILABLE FOR MOST MODELS 1935-56; SOME REBUILT UNITS IN STOCK	Rebuilding service available	INQUIRE	
	+++++	1941-56	Some NOS units available	INQUIRE	
4.03002 Tune Up Kit					
	371244-K4	1935-36 120 MODELS	Dual points, Auto-Lite; Includes cap, rotor, points, & condenser	\$95.00	KIT
	371244-K3	1937-39 120 MODELS	Auto-Lite; Includes cap, rotor, points, & condenser	\$75.00	KIT
	371244-K2	1940-54 ALL 8 CYL. EXCEPT 356 ENGINE	Auto-Lite; Includes cap, rotor, points, & condenser	\$75.00	KIT
	371244-K1	1940-47 ALL SU. 8, 1948-50 CU. 8	Auto-Lite; Includes cap, rotor, points, & condenser	\$95.00	KIT
	371241-K	1937-47 ALL 6 CYL. EXCEPT 1940 W/ IGW-4143 DIST.	Auto-Lite; Includes cap, rotor, points, & condenser	\$75.00	KIT
	99381-K	1940 6 CYL. W/ IGW-4143 DIST.	Auto-Lite; Includes cap, rotor, points, & condenser	\$75.00	KIT
	371238-K1	1937-39 ALL 6 CYL.	Delco; Includes cap, rotor, points, & condenser	\$75.00	KIT
	371238-K2	1941-48 ALL 6 CYL.	Delco; Includes cap, rotor, points, & condenser	\$75.00	KIT
	393673-K	1948-52 ALL MODELS	Delco; Includes cap, rotor, points, & condenser	\$75.00	KIT
	439203-K1	1953-54 ALL MODELS	Delco; Includes cap, rotor, points, & condenser	\$75.00	KIT
	439203-K2	1955-56 ALL MODELS	Delco; Includes cap, rotor, points, & condenser	\$75.00	KIT
	458563-K	1955-56 ALL MODELS	Auto-Lite; Includes cap, rotor, points, & condenser	\$75.00	KIT
4.0404 Distributor Drive Shaft Bushing					
	394008	1935-56 ALL MODELS	Auto-Lite	\$10.00	EA
	394199	1937-54 ALL MODELS	Delco	\$40.00	PR
	533355	1955-56 ALL MODELS	Delco, Upper	\$25.00	EA
	533356	1955-56 ALL MODELS	Delco; Lower	\$25.00	EA
4.0305 Distributor Point Set					
	304150	1935-36 120 MODELS	Auto-Lite, Dual Points	\$50.00	SET
	320425	1937-39 6 CYL.	Delco	\$25.00	SET
	327535	1937-39 120 MODELS	Auto-Lite	\$25.00	SET
	364989	1937-47 6 CYL. MODELS EXCEPT 1940 WITH IGW-4143 DIST.	Auto-Lite	\$25.00	SET
	354216	1940 6 CYL. WITH IGW-4143 DIST.	Auto-Lite	\$25.00	SET
	354262	1940-54 ALL 8 CYL. EXCEPT 356 ENGINE	Auto-Lite	\$25.00	SET
	354263	1940-47 SU. 8, 1948-50 CU. 8	Auto-Lite	\$50.00	SET
	373326	1941-48 6 CYL.	Delco	\$25.00	SET
	439205	1948-56 ALL MODELS	Delco	\$25.00	SET
	458361	1955-56 ALL MODELS	Auto-Lite	\$25.00	SET
4.0416 Distributor Cap					
	99381	1940 6 CYL. W/ IGW-4143 DIST.	Auto-Lite	\$35.00	EA
	371238	1937-47 ALL 6 CYL.	Delco	\$35.00	EA
	371241	1937-47 ALL 6 CYL. EXCEPT 1940 W/ IGW-4143 DIST.	Auto-Lite	\$35.00	EA
	371244	1935-54 ALL 8 CYL. MODELS	Auto-Lite	\$35.00	EA
	393673	1948-52 ALL MODELS	Delco	\$35.00	EA
	439203	1953-56 ALL MODELS	Delco	\$35.00	EA
	458563	1955-56 ALL MODELS	Auto-Lite	\$35.00	EA
4.0427 Distributor Condenser					
	317977	1935-54 ALL 8 CYL. MODELS	Auto-Lite	\$15.00	EA
	317976	1937-47 ALL 6 CYL. MODELS	Delco	\$15.00	EA
	354165	1937-47 ALL 6 CYL. MODELS EXCEPT 1940 W/ IGW-4143 DIST.	Auto-Lite	\$15.00	EA
	394006	1940 6 CYL. W/ IGW-4143 DIST.	Auto-Lite	\$15.00	EA
	394153	1948-54 ALL 8 CYL. MODELS	Delco	\$15.00	EA
	458578	1955-56 ALL MODELS	Auto-Lite	\$15.00	EA
	661926	1955-56 ALL MODELS	Delco	\$15.00	EA

1935 - 39 Junior • 1940-56 All

Order Toll Free: 800-472-2573
Discover-MasterCard-Visa

To view parts or illustrations, please visit our website.
www.packardparts.com
Info: 1-317-736-6233 • Fax: 1-317-736-6235



4.0442 Distributor Rotor					
	371242	1937-47 ALL 6 CYL. MODELS EXCEPT 1940 W/ IGW-4143 DIST.	Auto-Lite	\$20.00	EA
	371239	1937-47 ALL 6 CYL. MODELS	Delco	\$20.00	EA
	371245	1935-56 ALL 8 CYL. MODELS	Auto-Lite	\$20.00	EA
	99380	1940 6 CYL. WITH IGW-4143 DIST.	Auto-Lite	\$20.00	EA
	403508	1948-52 ALL MODELS	Delco	\$20.00	EA
	439204	1953-56 ALL MODELS	Delco	\$20.00	EA
4.0446 Distributor Vacuum Advance					
	99441	1937-39 ALL 6 CYL.; 1935-39 ALL 120 MODELS; 1940-42 ALL SU. 8 EXCEPT CLIPPER	Auto-Lite; Core charge=\$75	\$125.00	+ EXCH
	99574	1937-39 ALL 6 CYL.	Delco; Core charge=\$75	\$125.00	+ EXCH
	394035	1941-47 ALL 8 CYL. EXCEPT SU. 8; 1941-42 6 CYL. EXCEPT CLIPPER	Auto-Lite; Core charge=\$75	\$125.00	+ EXCH
	394157	1941-47 CLIPPER 6 CYL.	Delco; Core charge=\$75	\$125.00	+ EXCH
	394022	1942-47 CLIPPER 6	Auto-Lite; Core charge=\$75	\$125.00	+ EXCH
	394480	1942-47 CLIPPER SU. 8; 1948-50 CU. 8	Auto-Lite; Core charge=\$75	\$125.00	+ EXCH
	458185	1948-54 ALL MODELS EXCEPT 356 ENGINE	Auto-Lite; Core charge=\$75	\$125.00	+ EXCH
	436074	1948-52 ALL MODELS	Delco; Core charge=\$75	\$125.00	+ EXCH
	458136	1953-54 ALL MODELS	Delco; Core charge=\$75	\$125.00	+ EXCH
	6484573	1955-56 ALL SENIOR MODELS EXCEPT DIST. # 1110873	Delco; Core charge=\$75	\$125.00	+ EXCH
	6484547	1956 WITH DIST. # 1110873	Delco; Core charge=\$75	\$125.00	+ EXCH
	6484607	1955-56 CLIPPER & EXECUTIVE MODELS	Auto-Lite; Core charge=\$75	\$125.00	+ EXCH
Electromatic Clutch Control					
4.05 Electromatic Clutch Control Repair Parts					
	+++++	1941-49 AVAILABLE FOR MANY MODELS		INQUIRE	
Gauges					
4.0600 Gas Tank Sending Unit with Gasket					
	300880	1935-36 120 MODELS	Core Charge=\$225	\$225.00	EA
	315666	1937 120 MODELS	Outright; No Core Charge	\$225.00	EA
	315665	1937 115 MODELS	Outright; No Core Charge	\$225.00	EA
	326683	1938-40 ALL 6 CYL. MODELS	Outright; No Core Charge	\$225.00	EA
	326684	1938-40 ALL 120; 1940 SU. 8 MODELS	Outright; No Core Charge	\$225.00	EA
	358284	1941-42 ALL 6 CYL. EXCEPT CLIPPER MODELS	Outright; No Core Charge	\$225.00	EA
	358322	1941-42 ALL 8 CYL. EXCEPT CLIPPER	Outright; No Core Charge	\$225.00	EA
	371135	1941-47 CLIPPER SU. 8 MODELS	Core charge=\$100	\$225.00	+ EXCH
	373592	1941-47 CLIPPER 6 CYL. & STD. MODELS	Core charge=\$100	\$225.00	+ EXCH
	403066	1948-50 ALL STD. 8 MODELS	Core charge=\$100	\$225.00	+ EXCH
	403067	1948-50 ALL SU. 8 & CU. 8	Core charge=\$100	\$225.00	+ EXCH
	439007	1951-56 ALL MODELS	Core charge=\$75	\$225.00	+ EXCH
4.0601 Gas Tank Sending Unit Gasket					
	303289	1935-42 ALL MODELS EXCEPT CLIPPER		\$7.00	EA
	387702	1941-47 ALL CLIPPER MODELS		\$3.00	EA
	403069	1948-50 ALL MODELS		\$3.00	EA
	426212	1951-56 ALL MODELS		\$3.00	EA
4.06012 Gas Tank Sending Unit Lock Ring					
	426211	1951-56 ALL MODELS		\$15.00	EA
4.0602 Gas Tank Sending Unit Terminal Boot					
	324621	1937-50 ALL MODELS		\$23.89	EA
4.0603 Ammeter - Dash Unit					
	+++++	AVAILABLE FOR MANY MODELS	Rebuild service available	INQUIRE	
4.0614 Gas Gauge - Dash Unit					
	+++++	AVAILABLE FOR MANY MODELS	Rebuild service available	INQUIRE	
4.06143 Gas Gauge - Dial					
	474060	1955 ALL CLIPPER MODELS	Plastic	\$65.00	EA
	6484348	1956 ALL CLIPPER & EXECUTIVE MODELS	Plastic	\$65.00	EA
4.06155 Instrument Board Gauge Light Bulbs					
	55	1938-54 ALL MODELS		\$2.50	EA
4.06156 Instrument Board Gauge Light Fuse					
	472075	1955-56 ALL MODELS	7 1/2 amp	\$1.00	EA
4.06204 Instrument Board Light Switch					
	371434	1941-47 ALL CLIPPER MODELS	Core=\$30	\$95.00	EA
	403958	1948-50 ALL MODELS	Core=\$30	\$95.00	EA
4.06208 Instrument Board Light Switch Knob					
	373197	1941-47 ALL CLIPPER MODELS		\$50.00	EA
	396670	1948-49 ALL 22ND SERIES	Lettered	\$45.00	EA
	401976	1949-50 ALL 23RD SERIES	Plain	\$35.00	EA

1935 - 39 Junior • 1940-56 All



Order Toll Free: 800-472-2573
Discover-MasterCard-Visa

To view parts or illustrations, please visit our website.
www.packardparts.com
Info: 1-317-736-6233 • Fax: 1-317-736-6235

JR 20

4.0621	Oil Gauge - Dash Unit				
	+++++	AVAILABLE FOR MANY MODELS	Rebuild service available	INQUIRE	
4.0622	Oil Gauge Sending Unit				
	341918	1940-47 ALL MODELS	Original type; Core=\$75	INQUIRE	+EXCH
	403054	1948-50 ALL MODELS	Original type; Core=\$30	\$95.00	+EXCH
	416276	1951-52 ALL MODELS	Original type	\$50.00	EA
	439278	1953-54 ALL MODELS	Original type	\$40.00	EA
	439312	1955-56 ALL CLIPPER MODELS	Original type	\$50.00	EA
	439867	1955-56 ALL SENIOR MODELS	Original type	\$50.00	EA
	416276R	1951-52 ALL MODELS	Replacement type	\$25.00	EA
	439312R	1955-56 ALL CLIPPER MODELS	Replacement type	\$25.00	EA
	439867R	1955-56 ALL SENIOR MODELS	Replacement type	\$35.00	EA
4.0625	Temperature & Amp Gauge Dial				
	474075	1955 ALL CLIPPER MODELS	Plastic - battery charge indicator	\$65.00	EA
	474074	1955 ALL CLIPPER MODELS	Plastic - oil pressure indicator	\$65.00	EA
	6484341	1956 ALL CLIPPER & EXECUTIVE MODELS	Plastic - battery charge indicator	\$65.00	EA
	6484340	1956 ALL CLIPPER & EXECUTIVE MODELS	Plastic - oil pressure indicator	\$65.00	EA
4.06263	Instrument Board Gauge Glass				
	474103	1955-56 ALL SENIOR MODELS		\$15.00	EA
4.06282	Instrument Board Gauge Voltage Regulator				
	410924	1951-53 ALL MODELS	Gas & temperature	\$45.00	EA
	458072	1954-56 ALL MODELS	Gas & temperature	\$45.00	EA
4.06285	Instrument Board Gauge Voltage Regulator Suppressor				
	472142	1955-56 ALL MODELS		\$15.00	EA
4.0629	Temperature Gauge - Dash Unit				
	+++++	1935-47	See group # 10.0915	INQUIRE	
	+++++	1948-56 AVAILABLE FOR MANY MODELS	Rebuild service available	INQUIRE	
4.06293	Instrument Board Temperature Gauge Dial				
	474061	1955 ALL CLIPPER MODELS	Plastic	\$35.00	EA
	6484339	1956 ALL CLIPPER & EXECUTIVE MODELS	Plastic	\$35.00	EA
4.0633	Temperature Gauge Sending Unit				
	403053	1948-50 ALL MODELS	Core Charge = \$50.00	\$125.00	EA
	416281	1951-52 ALL MODELS		\$25.00	EA
	439368	1953-54 ALL MODELS		\$25.00	EA
	472117	1955-56 ALL MODELS		\$25.00	EA
Generator - Always Specify Auto-Lite Or Delco & Tag Number					
4.07001	Generator Assembly				
	+++++	1935-56 AVAILABLE FOR MOST MODELS	Rebuild service available	INQUIRE	
4.0705	Generator Brush Set				
	+++++	1935-56 AVAILABLE FOR ALL MODELS		\$25.00	SET
4.0703	Voltage Regulator				
	+++++	1935-56 AVAILABLE FOR MOST MODELS	Some NOS units available	INQUIRE	
	+++++	1941-54 ALL MODELS	Replacement type; 6 volt	INQUIRE	
	+++++	1955-56 ALL MODELS	Replacement type; 12 volt	INQUIRE	
Horn					
4.1001	Horn Assembly				
	+++++	1935-56 AVAILABLE FOR MANY MODELS	Rebuild service available	INQUIRE	
4.1016	Horn Relay				
	+++++	1935-47 ALL MODELS	Original relays available	INQUIRE	
	364497R	1935-47 ALL MODELS	Replacement type	\$30.00	EA
	393706R	1948-54 ALL MODELS		\$30.00	EA
	439507	1955-56 ALL MODELS		\$30.00	EA

4.1024	Horn Button Cable Assembly				
	+++++	1935-47 AVAILABLE FOR SOME MODELS		INQUIRE	
	403826	1948-54 ALL MODELS		\$45.00	EA
4.1031	Horn Button Emblem				
	+++++	1935-56 AVAILABLE FOR MANY MODELS		INQUIRE	
4.1032	Horn Button Emblem Retainer, Plastic				
	324515	1939-40 110 & 120 W/ STD. STEERING WHEEL		\$125.00	EA
4.1037	Horn Ring				
	356930	1941-47 ALL MODELS	NOS	\$175.00	EA
	403526	1948-54 ALL MODELS	NOS	\$95.00	EA
	465260	1955-56 ALL MODELS		INQUIRE	
<i>Ignition</i>					
4.1100	Ignition Cable Set				
	303453	1935-37 ALL 120 MODELS		\$75.00	SET
	317635	1937-42 ALL 6 CYL. MODELS EXCEPT CLIPPER		\$65.00	SET
	338819	1938-42 ALL 120 MODELS		\$75.00	SET
	378402	1941-47 CLIPPER STD. 8 MODELS		\$75.00	SET
	379573	1942-47 CLIPPER 6 CYL. MODELS		\$65.00	SET
	379572	1940-47 ALL SU. 8 MODELS; 1948-50 ALL CU. 8 MODELS		\$75.00	SET
	394497	1948-54 ALL EXCEPT CU. 8 MODELS		\$75.00	SET
	436999	1954 ALL SENIOR MODELS		\$75.00	SET
	458550	1955-56 ALL MODELS		\$75.00	SET
4.1105	Spark Plugs				
	SP35-36	1935-36 ALL MODELS	14MM	\$4.00	EA
	SP37-50	1937-48 ALL MODELS; 1949-50 SOME MODELS	10MM	\$4.00	EA
	SP49-54	1949-50 SOME MODELS; 1951-54 ALL MODELS	14MM	\$4.00	EA
	SP1955	1955 ALL MODELS	14MM	\$4.00	EA
	SP1956	1956 ALL MODELS	14MM	\$4.00	EA
4.1111	Ignition Cable Tube Assembly				
	+++++	1935-47 AVAILABLE FOR MANY MODELS		INQUIRE	
4.11096	Ignition Cable Support Bracket Grommet				
	6489378	1955-56 ALL MODELS		\$5.00	EA
4.11097	Ignition Cable Support Bracket & Grommet Set				
	6484555	1955-56 ALL MODELS	Painted	\$125.00	SET
4.1203	Ignition Coil - Always Specify Auto-Lite Or Delco & Tag Number				
	3224	1935-42 ALL MODELS EXCEPT CLIPPER	Auto-Lite (with bracket)	INQUIRE	
	3224B	1935-42 ALL MODELS EXCEPT CLIPPER	Auto-Lite (bracket only)	\$45.00	
	316502	1937-42 ALL EXCEPT CLIPPER MODELS	Delco	INQUIRE	
	394131	1941-47 ALL CLIPPER MODELS	Auto-Lite; Coil & Bracket Assy.	INQUIRE	
	394130	1941-47 CLIPPER 6 CYL. MODELS	Delco	INQUIRE	
	395560	1948-54 ALL MODELS	Delco	\$95.00	EA
	395427	1948-54 ALL MODELS	Auto-Lite	\$95.00	EA
	439592R	1955-56 ALL MODELS	Auto-Lite; Replacement type; Inquire for original type	\$75.00	EA
	439559R	1955-56 ALL MODELS	Delco; Replacement type; Inquire for original type	\$75.00	EA
4.120301	Ignition Coil Bracket, Original Style (Snaps over Coil)				
	3224B	1935-42 ALL MODELS EXCEPT CLIPPER		\$45.00	EA
4.12035	Ignition Coil Primary Resistor				
	439961	1955-56 ALL MODELS	Auto-Lite	\$45.00	EA
	439553	1955-56 ALL MODELS	Delco	\$45.00	EA
4.12036	Ignition Coil Radio Interference Suppressor				
	472141	1955-56 ALL MODELS		\$15.00	EA

1935 - 39 Junior • 1940-56 All



Order Toll Free: 800-472-2573
Discover-MasterCard-Visa

To view parts or illustrations, please visit our website.
www.packardparts.com
Info: 1-317-736-6233 • Fax: 1-317-736-6235

4.1205 Ignition Switch & Cable Assembly - Always Specify Auto-Lite Or Delco & Tag Number					
	CE-1187-ACS	1935 120 MODELS	Auto-Lite; Core charge=\$125	\$295.00	+ EXCH
	99294	1936 120 MODELS	Auto-Lite; Core charge=\$125	\$295.00	+ EXCH
	99295	1937 120 MODELS	Auto-Lite; Core charge=\$125	\$295.00	+ EXCH
	99296	1937 115 MODELS	Auto-Lite; Core charge=\$125	\$295.00	+ EXCH
	324561	1938 120 MODELS	Auto-Lite; Core charge=\$125	\$295.00	+ EXCH
	333438	1939-40 ALL 110, 120 MODELS	Auto-Lite; Core charge=\$125	\$295.00	+ EXCH
	351079	1940 SU. 8 MODELS	Auto-Lite; Core charge=\$125	\$295.00	+ EXCH
	367833	1941-42 ALL 110, 120 MODELS	Auto-Lite; Core charge=\$125	\$295.00	+ EXCH
	367993	1941-42 ALL SU. 8 EXCEPT CLIPPER	Auto-Lite; Core charge=\$125	\$295.00	+ EXCH
	382425	1941-47 ALL CLIPPER MODELS	Auto-Lite; Core charge=\$125	\$245.00	+ EXCH
	316503	1937 115 MODELS	Delco; Core charge=\$125	\$295.00	+ EXCH
	324562	1938 110 MODELS	Delco; Core charge=\$125	\$295.00	+ EXCH
	367860	1941 110 MODELS	Delco; Coil on cylinder head; Core charge=\$125	\$295.00	+ EXCH
	367843	1941-42 110 MODELS	Delco; Coil on horn bracket; Core charge=\$125	\$295.00	+ EXCH
	373765	1941-47 CLIPPER 6 CYL. MODELS	Delco; Core charge=\$125	\$245.00	+ EXCH
4.1205 Ignition Switch					
	393634	1948-49 ALL 22ND SERIES	Core charge=\$75	\$150.00	+ EXCH
	416022	1949-50 ALL 23RD SERIES, 1951-53 ALL MODELS	Core charge=\$25	\$75.00	+ EXCH
	439129	1954 ALL MODELS		INQUIRE	
	439960	1955-56 ALL MODELS		INQUIRE	
4.12051 Ignition Switch Bulb					
	55	1949-50 ALL 23RD SERIES, 1951-54 ALL MODELS		\$2.50	EA
	53	1955-56 ALL MODELS		\$2.50	EA
4.12053 Ignition Switch Bezel					
	416021	1949-50 ALL 23RD SERIES, 1951-54 ALL MODELS		\$35.00	EA
4.120516 Ignition Switch Name Plate					
	439947	1955-56 ALL CLIPPER MODELS		INQUIRE	
	439946	1955-56 ALL SENIOR MODELS		INQUIRE	
4.1206 Ignition Switch Lock Cylinder					
	219312	1935-56 ALL MODELS		\$75.00	EA
4.1207 Ignition Switch Key Blank					
	458061	1935-56 ALL MODELS	Reproduction "Packard Motor Car Co., Detroit" block lettered	\$10.00	EA
Back Up Light					
4.1250 Back Up Light Assembly					
	BUL101	1935-40 ALL MODELS	Accessory; With Packard script; Includes mounting bracket	INQUIRE	
	BUL102	1941-42 ALL MODELS EXCEPT CLIPPER	Accessory; With Packard script	INQUIRE	
	383940	1941-47 ALL CLIPPERS	Accessory; With Packard script	INQUIRE	
	403389	1948-50 ALL MODELS	Accessory; With Packard script	INQUIRE	
	439647	1951-52 ALL MODELS, 1953 ALL CLIPPER & CONVERTIBLE, 1954 ALL CLIPPER		INQUIRE	
	439425	1953 CARIBBEAN		INQUIRE	
	439158	1953 ALL 300 & 400 MODELS		INQUIRE	
	439464	1954 ALL 300, 400, & CARIBBEAN MODELS		INQUIRE	
	439714	1954 MODELS 5477 & 5479		INQUIRE	
	439953	1955 ALL CLIPPER MODELS		INQUIRE	
4.1254 Back Up Light Bulb					
	1133	1935-42 ALL MODELS EXCEPT CLIPPER, 1951-54 ALL MODELS		\$2.50	EA
	1129	1941-47 ALL MODELS, 1948-50 ALL MODELS		\$2.50	EA
	1073	1955-56 ALL MODELS		\$2.50	EA

Order Toll Free: 800-472-2573
Discover-MasterCard-Visa

To view parts or illustrations, please visit our website.
www.packardparts.com
Info: 1-317-736-6233 • Fax: 1-317-736-6235



4.1259	Back Up Light Lens				
	BLL101	1935-42 ALL MODELS EXCEPT CLIPPER		\$65.00	EA
	383946	1941-47 ALL CLIPPER, 1948-50 ALL MODELS		\$65.00	EA
	436598	1951-53 ALL MODELS, 1954 CLIPPER		\$35.00	EA
	458244	1954 ALL MODELS EXCEPT CLIPPER		\$45.00	EA
	472101	1955 ALL CLIPPER MODELS		INQUIRE	
	+++++	1955 ALL MODELS EXCEPT CLIPPER, 1956 ALL MODELS	See group # 4.1622		
4.1268	Back Up Light Switch & Bracket				
	351387	1939-50 ALL MODELS EXCEPT OVERDRIVE & ULTRAMATIC		\$95.00	KIT
	403303K	1940-50 ALL MODELS WITH OVERDRIVE	Reverse lockout/back-up light switch & bracket kit	\$95.00	KIT
	13532	1950 ALL MODELS WITH ULTRAMATIC		\$95.00	KIT
	439182	1951-54 ALL MODELS WITH ULTRAMATIC, NON-GEAR START		\$95.00	KIT
	439185	1951-54 ALL MODELS WITH STD. & OVERDRIVE		\$95.00	KIT
	416437K	1951-54 ALL MODELS WITH STD. TRANSMISSION		\$95.00	KIT
	455702	1954 ALL MODELS WITH ULTRAMATIC, GEAR START	Neutral safety/back-up light switch; Reference group # 3.3155; Core charge=\$50	\$95.00	+ EXCH
	439905K	1955-56 ALL MODELS WITH STD. TRANSMISSION		\$95.00	KIT
	439906	1955-56 ALL MODELS WITH STD. & OVERDRIVE		\$95.00	KIT
	439859	1955-56 ALL MODELS WITH ULTRAMATIC	Neutral safety/back-up light switch; Reference group # 3.3155; Core charge=\$50	\$95.00	+ EXCH
Headlight					
4.13001	Headlight To Fender Gasket				
	356919	1941-42 ALL MODELS EXCEPT CLIPPER		\$65.19	PR
	371402	1941-47 CLIPPER, 1948-54 ALL MODELS		\$45.19	PR
	439864	1955-56 ALL MODELS		\$48.79	PR
4.13002	Headlight Adjusting Screw				
	354914	1940-47 ALL MODELS		\$5.00	EA
	416057	1948-54 ALL MODELS		\$5.00	EA
	458995	1955-56 ALL MODELS		\$5.00	EA
4.13003	Headlight Adjusting Screw Nut				
	364548	1941-54 ALL MODELS		\$10.00	EA
4.13004	Headlight Adjusting Screw Nut Retainer				
	358084	1941-42 ALL MODELS EXCEPT CLIPPER		\$5.00	EA
4.13005	Headlight Adjusting Spring				
	354146	1941-42 ALL MODELS EXCEPT CLIPPER		\$17.50	EA
	371562	1941-47 ALL CLIPPER MODELS		\$17.50	EA
	416062	1948-54 ALL MODELS		\$17.50	EA
4.13006	Headlight Adjusting Spring Retainer				
	358085	1941-42 ALL MODELS EXCEPT CLIPPER		\$5.00	EA
4.1301	Headlight Body				
	303427	1935-37 ALL 120 MODELS		\$95.00	EA
	317952	1937 ALL 115 MODELS		\$95.00	EA
	326898	1938-39 ALL 110 MODELS		\$95.00	EA
	326899	1938-39 ALL 120 MODELS		\$95.00	EA
	358056	1940 ALL MODELS		\$150.00	EA
	358245	1941-42 ALL MODELS EXCEPT CLIPPER		INQUIRE	
	371924	1941-47 ALL CLIPPER MODELS		\$95.00	EA
	416248	1948-54 ALL MODELS		\$95.00	EA
	458993	1955-56 ALL MODELS		\$95.00	EA
4.1302	Headlight Stanchion To Fender Gasket				
	304428	1935-37 115 & 120 MODELS		\$45.00	PR
4.13025	Headlight Bulb				
	2330	1935-39 ALL MODELS		\$15.00	EA
	2330H-6V	1935-39 ALL MODELS WITH 6 VOLT	Halogen replacement	\$30.00	EA
	2330H-12V	1935-39 ALL MODELS WITH 12 VOLT	Halogen replacement	\$30.00	EA
	6006	1935-39 ALL W/ SEALED BEAM CONVERSION KIT		\$25.00	EA
	6006	1940-54 ALL MODELS		\$25.00	EA
	SSB6006	1940-54 ALL MODELS WITH 6 VOLT	Semi Sealed Beam with replaceable Halogen element	\$50.00	EA
	6014	1955-56 ALL MODELS		\$25.00	EA
	6014H	1940-56 ALL MODELS WITH 12 VOLT	Halogen replacement	\$25.00	EA
	SSB6014	1955-56 ALL MODELS WITH 12 VOLT	Semi Sealed Beam with replaceable Halogen element	\$50.00	EA

1935 - 39 Junior • 1940-56 All



Order Toll Free: 800-472-2573
Discover-MasterCard-Visa

To view parts or illustrations, please visit our website.
www.packardparts.com
Info: 1-317-736-6233 • Fax: 1-317-736-6235

JR 24

4.1303 Headlight Bulb Retainer					
	330605	1935-39 ALL MODELS	Socket with wires; See also group # 4.13065	INQUIRE	
	354145	1940-47 ALL MODELS	Inner rim	\$50.00	EA
	416059	1948-54 ALL MODELS	Inner rim	\$50.00	EA
	458997	1955-56 ALL MODELS	Inner rim	\$35.00	EA
4.130301 Headlight Sealed Beam Conversion Kit					
	SBCK35-39	1935-39 ALL MODELS	Includes retainer, cradle, bulb, & socket	\$175.00	PR
4.13051 Headlight Cable & Socket Assembly					
	+++++	1940-50 SOME AVAILABLE		INQUIRE	
	410956	1951-54 ALL MODELS		\$65.00	EA
	458994	1955-56 ALL MODELS		\$65.00	EA
4.13065 Headlight Bulb Socket					
	330605	1935-39 ALL MODELS	Reference group # 4.1303	INQUIRE	
	358161	1940-56 ALL MODELS		\$15.00	EA
4.13069 Headlight Cable Junction Block					
	351167	1941-47 CLIPPER; 1948-56 ALL MODELS		\$45.00	
4.1311 Headlight Bezel					
	330200	1935-37 ALL MODELS	Reference group # 4.1315	INQUIRE	
	326886	1938-39 ALL MODELS	Reference group # 4.1318	INQUIRE	
	373249	1940 ALL MODELS		\$50.00	EA
	367863	1941-42 ALL MODELS EXCEPT CLIPPER		INQUIRE	
	371405	1941-47 ALL CLIPPER MODELS		\$50.00	EA
	394717	1948-50 ALL MODELS		\$50.00	EA
	416297	1951-52 ALL MODELS		\$125.00	EA
	439092	1953 ALL MODELS, 1954 CLIPPER MODELS		INQUIRE	
	439489	1954 ALL MODELS EXCEPT CLIPPER		INQUIRE	
	439866	1955 ALL CLIPPER MODELS		\$125.00	EA
	439904	1955 ALL SENIOR MODELS		\$175.00	EA
	6480330	1956 ALL CLIPPER MODELS	Right	\$175.00	EA
	6480504	1956 ALL CLIPPER MODELS	Left	\$175.00	EA
	6478530	1956 ALL SENIOR MODELS	Right	INQUIRE	
	6478531	1956 ALL SENIOR MODELS	Left	INQUIRE	
4.1312 Headlight Bezel Gasket					
	354144	1940 ALL MODELS		\$76.49	PR
	358078	1941-42 ALL MODELS EXCEPT CLIPPER		\$76.49	PR
4.1313 Headlight Glass					
	303421	1935-37 ALL MODELS	Right	INQUIRE	
	303422	1935-37 ALL MODELS	Left	INQUIRE	
	326889	1938-39 ALL MODELS	Right	INQUIRE	
	326890	1938-39 ALL MODELS	Left	INQUIRE	
4.1319 Headlight Body Molding					
	308107	1935-39 ALL 120 MODELS		INQUIRE	
	348562	1940 ALL MODELS		INQUIRE	
4.1321 Headlight Reflector					
	303424	1935-37 ALL MODELS	Reproduction; Includes tension springs	\$150.00	EA
	326893	1938-39 ALL MODELS	Includes tension springs	INQUIRE	
4.132101 Headlight Reflector Tension Spring					
	HLRS	1935-39 ALL MODELS		\$10.00	EA
4.1322 Headlight Reflector Gasket					
	225873	1935-39 ALL MODELS		\$30.00	PR
4.1328 Headlight Dimmer Switch					
	335477	1935-42 ALL MODELS		\$40.00	EA
	383490	1946-56 ALL MODELS		\$40.00	EA
4.1329 Headlight Dimmer Switch Cap					
	311729	1935-56 ALL MODELS		\$15.00	EA
4.13345 Headlight Indicator Light Bulb					
	51	1938-42 ALL MODELS		\$2.50	EA

4.1335 Headlight Switch					
	311792	1935-36 ALL MODELS	Core charge=\$100	\$195.00	+ EXCH
	317928	1937 ALL MODELS	Core charge=\$100	\$195.00	+ EXCH
	324544	1938 ALL MODELS, 1939 SOME MODELS	Fuse lengthwise; Core charge=\$100	\$195.00	+ EXCH
	335183	1939 SOME MODELS	Fuse crosswise; Core charge=\$100	\$195.00	+ EXCH
	348466	1940 ALL MODELS, 1941-42 ALL MODELS	Without electromatic; Core charge=\$100	\$195.00	+ EXCH
	364421	1941-42 ALL MODELS EXCEPT CLIPPER	With electromatic; Core charge=\$100	\$195.00	+ EXCH
	373752	1941-47 ALL CLIPPER MODELS	Core charge=\$50	\$125.00	+ EXCH
	393563	1948-50 ALL MODELS	Core charge=\$50	\$125.00	+ EXCH
	416288	1951-54 ALL MODELS	Core charge=\$75	\$150.00	+ EXCH
	439522	1955-56 ALL MODELS	Core charge=\$75	\$150.00	+ EXCH
4.133501 Headlight Switch Removal Tool					
	HLT55-56	1955-56 ALL MODELS		\$20.00	EA
4.13351 Headlight Switch Circuit Breaker					
	410047	1948-54 ALL MODELS		\$25.00	EA
	439564	1955-56 ALL MODELS		\$15.00	EA
4.13353 Headlight Brite Light Indicator Bulb					
	51	1951-53 ALL MODELS		\$2.50	EA
	55	1954 ALL MODELS		\$2.50	EA
	57	1955-56 ALL MODELS		\$2.50	EA
4.13355 Headlight Fuse					
	302121	1935-42 ALL MODELS		\$1.00	EA
4.1337 Headlight Switch Knob					
	+++++	AVAILABLE FOR SOME MODELS 1935-40		INQUIRE	
	+++++	1941-42 ALL MODELS EXCEPT CLIPPER	Specify color	INQUIRE	
	373194	1941-47 ALL CLIPPER MODELS		\$50.00	EA
	396669	1948-49 ALL 22ND SERIES	Lettered	\$45.00	EA
	401976	1949-50 ALL 23RD SERIES	Plain	\$35.00	EA
	416285	1951-52 ALL MODELS, 1953 CLIPPER MODELS		\$25.00	EA
	439291	1953 ALL SENIOR MODELS, 1954 CLIPPER MODELS		\$35.00	EA
	439468	1954 ALL MODELS EXCEPT CLIPPER		\$35.00	EA
	439932	1955-56 CLIPPER & EXECUTIVE MODELS		\$35.00	EA
	439908	1955-56 ALL EXCEPT CLIPPER & EXECUTIVE		\$35.00	EA
4.13376 Headlight Switch Name Plate					
	439283	1953-54 ALL MODELS EXCEPT CLIPPER		\$35.00	EA
	439924	1955-56 ALL CLIPPER MODELS		\$25.00	EA
	439920	1955-56 ALL MODELS EXCEPT CLIPPER		\$35.00	EA
Park Light					
4.1400 Park Light Assembly					
	225689P	1935-39 ALL MODELS	Primer	INQUIRE	
	+++++	AVAILABLE FOR MANY MODELS 1940-56		INQUIRE	
4.1401 Park Light Body					
	354133	1940 ALL MODELS		\$175.00	EA
	+++++	AVAILABLE FOR MANY MODELS 1941-56		INQUIRE	
4.14015 Park Light Bulb					
	1154	1935-54 ALL MODELS EXCEPT 1941 CLIPPER & 1948 MODEL 2293		\$2.50	EA
	63	1941 CLIPPER, 1948 MODEL 2293		\$2.50	EA
	1034	1955-56 ALL MODELS		\$2.50	EA
4.14017 Park Light Socket & Cable Assembly					
	436861	1951 ALL MODELS		\$65.00	EA
	436862	1952 ALL MODELS		\$65.00	EA
	439176	1953-54 ALL MODELS	Includes Reflector	INQUIRE	
	439844	1955-56 ALL MODELS		\$65.00	EA
4.14028 Park Light Bezel					
	371846	1941 CLIPPER MODELS		\$45.00	EA
	378588	1942-47 CLIPPER MODELS		\$75.00	EA
	393627	1948-49 ALL 22ND SERIES STD. 8 MODELS		INQUIRE	
	399328	1948-49 22ND SERIES SU. 8, 1948-50 ALL CU. 8 MODELS	Right	INQUIRE	
	399329	1948-49 22ND SERIES SU. 8, 1948-50 ALL CU. 8 MODELS	Left	INQUIRE	
	416175	1949-50 ALL 23RD SERIES STD. 8 MODELS		INQUIRE	

1935 - 39 Junior • 1940-56 All



Order Toll Free: 800-472-2573
Discover-MasterCard-Visa

To view parts or illustrations, please visit our website.
www.packardparts.com
Info: 1-317-736-6233 • Fax: 1-317-736-6235

JR 26

4.1406	Park Light To Fender Gasket				
	348824	1940 ALL MODELS		\$20.00	PR
	356975	1941-42 ALL MODELS EXCEPT CLIPPER		\$99.89	PR
	407704	1948-49 (22ND SERIES) STD. 8 & SU. 8		\$40.00	PR
	399326	1948-50 CU. 8, 1949-50 (23RD SERIES) SU. 8		\$33.79	PR
	416174	1949-50 (23RD SERIES) STD. 8		\$40.00	PR
4.1407	Park Light Lens				
	228679	1935-39 ALL MODELS	Glass	\$45.00	EA
	354134	1940 ALL MODELS	Glass	INQUIRE	
	354134P	1940 ALL MODELS	Plastic	\$75.00	EA
	358100	1941-42 ALL MODELS EXCEPT CLIPPER	Glass	\$125.00	EA
	371824	1941 CLIPPER MODELS	Glass	\$45.00	EA
	378587	1942-47 CLIPPER MODELS	Glass	INQUIRE	
	378587P	1942-47 CLIPPER MODELS	Plastic	\$65.00	EA
	393625	1948-49 ALL 22ND SERIES EXCEPT CU. 8, 1949-50 ALL 23RD SERIES STD. 8 MODELS	Glass	\$45.00	EA
	399332	1948-49 ALL 22ND SERIES CU. 8, 1949-50 ALL 23RD SERIES SU. 8 & CU. 8 MODELS	Glass	\$45.00	EA
	410929	1951 ALL MODELS	Glass	\$45.00	EA
	439078	1952 ALL MODELS	Glass	\$45.00	EA
	439177K	1953-54 ALL MODELS	Plastic supplied with gasket & mounting screws	\$45.00	EA
	458900	1955 ALL CLIPPER MODELS	Right, Plastic	\$125.00	EA
	458901	1955 ALL CLIPPER MODELS	Left, Plastic	\$125.00	EA
	458968	1955 ALL MODELS EXCEPT CLIPPER	Right, Plastic	INQUIRE	
	458969	1955 ALL MODELS EXCEPT CLIPPER	Left, Plastic	\$150.00	EA
	6484448	1956 ALL CLIPPER MODELS	Right, Plastic	\$45.00	EA
	6484449	1956 ALL CLIPPER MODELS	Left, Plastic	\$45.00	EA
	6484432	1956 ALL MODELS EXCEPT CLIPPER	Right, Plastic	INQUIRE	
	6484433	1956 ALL MODELS EXCEPT CLIPPER	Left, Plastic	INQUIRE	
4.1409	Park Light Lens Gasket				
	358001	1941-42 ALL EXCEPT CLIPPER MODELS		\$10.00	PR
	371845	1941 CLIPPER		INQUIRE	
	378589	1942-47 CLIPPER		INQUIRE	
	416155	1948-50 STD. 8, 1948-49 (22ND SERIES) SU. 8		\$25.00	PR
	416156	1948-50 CU. 8, 1949-50 (23RD SERIES) SU. 8		\$25.00	PR
	410930	1951-52 ALL MODELS		\$10.00	PR
	439178	1953-54 ALL MODELS		\$10.00	PR
	458897	1955 CLIPPER		\$25.00	PR
	6484447	1956 CLIPPER		\$10.00	PR
	458970	1955 ALL MODELS EXCEPT CLIPPER		\$43.49	PR
	6484431	1956 ALL MODELS EXCEPT CLIPPER		\$43.49	PR
Map/Reading Light - Instrument Board					
4.1501	Instrument Board Gauge Light Bulb				
	63	1935-36 ALL MODELS		\$2.50	EA
	55	1937 ALL MODELS		\$2.50	EA
4.15015	Map Light				
	376142	1948-49 ALL 22ND SERIES		\$65.00	EA
	416253	1949-50 23RD SERIES, 1951-54 ALL MODELS	See group # 4.15016	\$65.00	EA
	439980	1955-56 ALL MODELS		\$45.00	EA
4.1502	Map/Reading Light Bulb				
	63	1935-36 ALL MODELS		\$2.50	EA
	55	1937-47 ALL MODELS		\$2.50	EA
	82	1948-54 ALL MODELS		\$2.00	EA
	1004	1955-56 ALL MODELS		\$1.50	EA
4.15023	Map/Reading Light Circuit Breaker				
	393746	1948-54 ALL MODELS		\$35.00	EA

	351278	1940 ALL MODELS	With econo-drive; Core charge=\$75	INQUIRE	+ EXCH
	358445	1941-42 ALL MODELS EXCEPT CLIPPER		INQUIRE	
	373598	1941-47 ALL CLIPPER MODELS	Core charge=\$30	\$95.00	+ EXCH
	393742	1948-50 ALL MODELS	Core charge=\$30	\$95.00	+ EXCH
4.1513	Map/Reading Light Switch Knob				
	+++++	1941-42 ALL EXCEPT CLIPPER MODELS	Specify color	INQUIRE	
	371375	1941-47 ALL CLIPPER MODELS		\$50.00	EA
	396675	1948-49 ALL 22ND SERIES	Lettered	\$45.00	EA
	401976	1949-50 ALL 23RD SERIES	Plain	\$35.00	EA
Tail Light					
4.1600	Tail Light Assembly				
	+++++	1935-56 AVAILABLE FOR MANY MODELS		INQUIRE	
4.1601	Tail Light To Body Gasket				
	+++++	SEE RUBBER CATALOG		INQUIRE	
4.1602	Tail Light Body				
	303645	1935-37 ALL MODELS, 1938-40 ALL MODELS WITHOUT CENTER LICENSE LIGHT	Right	\$40.00	EA
	303644	1935-37 ALL MODELS, 1938-40 ALL MODELS WITHOUT CENTER LICENSE LIGHT	Left	\$60.00	EA
	326900	1938-39 ALL MODELS WITH CENTER LICENSE LIGHT	Right, Lamp with jewel	\$95.00	EA
	326901	1938-39 ALL MODELS WITH CENTER LICENSE LIGHT	Left, Lamp with jewel	\$95.00	EA
	333882	1939-40 ALL 110 & 120 MODELS WITH CENTER LICENSE LIGHT	Right, Lamp without jewel	\$75.00	EA
	333881	1939-40 ALL 110 & 120 MODELS WITH CENTER LICENSE LIGHT	Left, Lamp without jewel	\$75.00	EA
	338574	1940 SU. 8 MODELS	Right	INQUIRE	
	338546	1940 SU. 8 MODELS	Left	INQUIRE	
	+++++	AVAILABLE FOR SOME MODELS 1941-54		INQUIRE	
	458230	1954-55 CLIPPER MODELS		INQUIRE	
	458971	1955-56 ALL MODELS EXCEPT CLIPPER & EXECUTIVE		INQUIRE	
	6484474	1956 CLIPPER & EXECUTIVE MODELS		INQUIRE	
4.160201	Tail Light Gasket Set				
	458971GS	1955-56 ALL EXCEPT CLIPPER & EXECUTIVE		\$114.89	SET
	6484474GS	1956 ALL CLIPPER & EXECUTIVE MODELS		\$106.29	SET
4.1603	Tail Light Stanchions				
	303640	1935-37 115 & 120 COUPES & CONVERTIBLES	Mounts on fenders	\$150.00	EA
	304357	1935-37 115 & 120 SEDANS	Mounts on body, right	\$150.00	EA
	304348	1935-37 115 & 120 SEDANS	Mounts on body, left	\$150.00	EA
4.1605	Tail Light Body To Stanchion Reinforcement				
	303435	1935-37 ALL MODELS, 1938-40 WITHOUT CENTER LICENSE LIGHT		\$45.00	EA
4.16055	Tail Light Bulb				
	63	1935-40 ALL MODELS	Tail light	\$2.50	EA
	87	1935-40 ALL MODELS	Stop light	\$2.50	EA
	1129	1941-50 ALL MODELS	Tail light	\$2.50	EA
	1154	1941-50 ALL MODELS	Stop light	\$2.50	EA
	63	1951-54 ALL MODELS	Tail light	\$2.50	EA
	1154	1951-54 ALL MODELS	Stop light	\$2.50	EA
	1073	1955-56 ALL MODELS	Back up light	\$2.50	EA
	1034	1955-56 ALL MODELS	Tail & stop light	\$2.50	EA
	63H-6V	1935-40 ALL MODELS	Tail light; Halogen, 6 volt	\$17.50	EA
	87H-6V	1935-40 ALL MODELS	Stop light; Halogen, 6 volt	\$17.50	EA
	1129H-6V	1941-50 ALL MODELS	Tail light; Halogen, 6 volt	\$17.50	EA
	1154H-6V	1941-50 ALL MODELS	Stop light; Halogen, 6 volt	\$17.50	EA
	63H-6V	1951-54 ALL MODELS	Tail light; Halogen, 6 volt	\$17.50	EA
	1154H-6V	1951-54 ALL MODELS	Stop light; Halogen, 6 volt	\$17.50	EA
	1073H-12V	1955-56 ALL MODELS	Back up light; Halogen, 12 volt	\$17.50	EA
	1034H-12V	1955-56 ALL MODELS	Tail & stop light; Halogen, 12 volt	\$17.50	EA
4.1611	Tail Light Socket & Cable Assembly				
	320735	1935-37 115 & 120 COUPES & CONVERTIBLES	Right or Left; For lights that fit on fender	\$75.00	EA
	317981	1935-37 115 & 120 SEDANS	Right; For lights that fit on body	\$75.00	EA
	317980	1935-37 115 & 120 SEDANS	Left; For lights that fit on body	\$75.00	EA
4.1620	Tail Light Rim				
	+++++	1935-37 ALL MODELS	See group # 4.1626	INQUIRE	
	242020	1938-40 ALL WITHOUT CENTER LICENSE LIGHT		\$40.00	EA
	326903	1938-39 ALL WITH CENTER LICENSE LIGHT	For lamps with jewel; Reference group # 4.1621	\$75.00	EA
	333873	1939-40 110 & 120 WITH CENTER LICENSE LIGHT	For lamps without jewel	\$75.00	EA
	338551	1940 ALL SU. 8		INQUIRE	
	362398	1941-42 ALL 110 & 120 MODELS		INQUIRE	
	+++++	AVAILABLE FOR MANY MODELS 1941-50		INQUIRE	

1935 - 39 Junior • 1940-56 All



Order Toll Free: 800-472-2573
Discover-MasterCard-Visa

To view parts or illustrations, please visit our website.
www.packardparts.com
Info: 1-317-736-6233 • Fax: 1-317-736-6235

JR 28

4.1622	Tail Light Lens				
	303429R	1935-37 ALL MODELS	Glass	\$60.00	EA
	239066	1938-40 ALL WITHOUT CENTER LICENSE LIGHT	Glass, With jewel	\$125.00	EA
	326904	1938-39 ALL WITH CENTER LICENSE LIGHT	Glass, For lamps with jewel	\$50.00	EA
	333184	1939-40 110 & 120 WITH CENTER LICENSE LIGHT	Glass, For lamps without jewel	\$50.00	EA
	338549	1940 ALL SU. 8 MODELS	Glass	\$50.00	EA
	362402	1941-42 110 & 120 MODELS	Glass	INQUIRE	
	362402P	1941-42 110 & 120 MODELS	Plastic	\$85.00	EA
	362570	1941 SU. 8 MODELS	Glass, Upper	INQUIRE	
	362521	1941-42 SU. 8	Glass, Lower	INQUIRE	
	377539	1942 SU. 8	Glass, Upper	INQUIRE	
	+++++	AVAILABLE FOR ALL MODELS 1941-47 CLIPPER, 1948-49 22ND SERIES	Glass, Specify plain or ribbed, with or without direction signals, casting # on rim	INQUIRE	
	410620	1949-50 ALL 23RD SERIES STD. 8 MODELS	Glass	\$75.00	EA
	410621	1949-50 ALL 23RD SERIES SU. 8 & CU. 8	Glass	\$75.00	EA
	410937	1951-53 ALL CLIPPERS, 1951-53 CONVERTIBLE MODELS	Glass	\$125.00	EA
	436026K	1951-54 ALL SENIOR MODELS	Plastic, Red, Outer	\$25.00	EA
	436025	1951-54 ALL SENIOR MODELS	Plastic, White, Inner	\$25.00	EA
	458231	1954-55 ALL CLIPPER MODELS	Plastic, Red, Outer	\$200.00	EA
	458235	1954-55 ALL CLIPPER MODELS	Plastic, White, Inner	\$45.00	EA
	458975	1955-56 ALL MODELS EXCEPT CLIPPER & EXECUTIVE	Plastic, Red, Upper	\$50.00	EA
	458978	1955-56 ALL MODELS EXCEPT CLIPPER & EXECUTIVE	Plastic, White, Lower	\$125.00	EA
	6484470	1956 CLIPPER & EXECUTIVE MODELS	Plastic, Red, Upper	\$125.00	EA
	6484471	1956 CLIPPER & EXECUTIVE MODELS	Plastic, White, Lower	\$95.00	EA
4.1623	Tail Light Lens Gasket				
	+++++	SEE RUBBER CATALOG		INQUIRE	
4.1624	Tail Light Lens Retainer				
	410939	1951-53 ALL CLIPPERS, 1951-52 CONVERTIBLE		\$30.00	EA
	439121	1953 CONVERTIBLE		\$35.00	EA
4.1626	Tail Light Rim				
	330201	1935-37 ALL MODELS		\$50.00	EA
4.1631	License Plate Stanchion - Rear				
	303437	1935-37 ALL MODELS, 1938-40 ALL MODELS W/O CENTER LICENSE LIGHT	Uses #307458 spacer & #225632 retainer clip	\$125.00	EA
4.1632	License Plate T-Bracket - Rear				
	201768	1935-37 ALL MODELS, 1938-40 ALL MODELS W/O CENTER LICENSE LIGHT	Primer	\$125.00	EA
4.163201	License Plate T-Bracket Spacer - Rear				
	307458	1935-37 ALL MODELS, 1938-40 ALL MODELS W/O CENTER LICENSE LIGHT		\$20.00	EA
4.1633	License Plate T-Bracket Retainer Clip - Rear				
	225632	1935-37 ALL MODELS, 1938-40 ALL MODELS W/O CENTER LICENSE LIGHT		\$15.00	EA
30.6355	License Light Base Gasket				
	371696	1941-47 CLIPPER, 1948-50 ALL MODELS		\$47.19	EA
30.6370	License Light Bulb				
	63	1935-54 ALL MODELS		\$2.50	EA

Order Toll Free: 800-472-2573
Discover-MasterCard-Visa

To view parts or illustrations, please visit our website.
www.packardparts.com
Info: 1-317-736-6233 • Fax: 1-317-736-6235



30.650	License Light Lens				
	303439	1935-37 115 & 120		\$50.00	EA
	333028	1938-39 110 & 120, 1940 SOME MODELS	For models with deck lid mounted license light	INQUIRE	
	348663	1940 SOME MODELS, 1941-42 ALL MODELS EXCEPT CLIPPER	Mounts in trunk handle base	\$75.00	EA
	371693	1941-47 CLIPPER, 1948-50 ALL MODELS		\$95.00	EA
	436202	1951-53 SOME MODELS	For models with bumper mounted license light	\$40.00	EA
	410969	1951-54 SOME MODELS	For models with bumper guard cross rail mounted license light	\$25.00	EA
30.6517	License Light Lens & Shield				
	458227	1954 CLIPPER, 1955-56 ALL MODELS		\$45.00	EA
30.651	License Light Lens Gasket				
	303442	1935-37 115 & 120		\$2.50	EA
	371694	1941-47 CLIPPER, 1948-50 ALL MODELS		\$5.00	EA
4.16273	Tail Light Extension				
	+++++	AVAILABLE FOR MANY MODELS 1949-50 23RD SERIES, 1951-54 MODELS	See also group # 30.7927	INQUIRE	
4.16452	Tail Light Ornament				
	458973	1955 ALL MODELS EXCEPT CLIPPER	"V"	INQUIRE	
	6484472	1956 ALL MODELS EXCEPT CLIPPER & EXECUTIVE	Hexagon	INQUIRE	
4.16456	Tail Light Reflector				
	458977	1955-56 ALL SENIOR MODELS		\$50.00	EA
4.1646	Stop Light Switch				
	320980	1935-37 ALL MODELS		\$25.00	EA
	320743	1938-39 ALL MODELS		\$25.00	EA
	340254	1940 ALL MODELS		\$25.00	EA
	362862	1941-54 ALL MODELS, 1955-56 W/ STD. SUSPENSION		\$25.00	EA
	439841	1955-56 ALL MODELS WITH TORSION SUSPENSION	Original type	\$80.00	EA
	439841K	1955-56 ALL MODELS WITH TORSION SUSPENSION	Replacement type with terminals	\$40.00	EA
4.1648	Stop Light Fuse				
	302121	1955-56 ALL MODELS		\$1.00	EA
<i>Starter - Always Specify Auto-Lite Or Delco & Tag Number</i>					
4.1800	Starter Motor Assembly				
	+++++	1935-56 AVAILABLE FOR MOST MODELS	Rebuild service available	INQUIRE	
4.1801	Starter Switch, Push Button				
	300303	1935-36 120 MODELS	Core charge=\$100	\$150.00	+ EXCH
	315324	1937 ALL MODELS	Core charge=\$100	\$150.00	+ EXCH
	324531	1938 ALL MODELS	Core charge=\$100	\$150.00	+ EXCH
	335452	1939-40 ALL MODELS	Core charge=\$100	\$150.00	+ EXCH
	377279	1941 ALL MODELS	Core charge=\$50	\$95.00	+ EXCH
4.1803	Starter Switch Knob				
	+++++	1941 ALL MODELS	Specify color	INQUIRE	
4.2002	Starter Brush Set				
	+++++	1935-56 AVAILABLE FOR ALL MODELS		INQUIRE	
4.2039	Armature				
	+++++	1935-56 AVAILABLE FOR MANY MODELS		INQUIRE	
4.2044	Starter Solenoid				
	99486	1935-40 ALL MODELS	Auto-Lite, Core charge=\$75	\$175.00	+ EXCH
	99579	1937-38 6 CYL. MODELS	Delco	\$175.00	EA
	394057	1941-42 ALL 110 & 120, 1941-47 CLIPPER 6 & STD. 8, 1948-50 ALL STD. 8 & SU. 8, 1951-54 ALL EXCEPT 1951-52 MODELS 2406, 2506	Auto-Lite, Core charge=\$50	\$125.00	+ EXCH
	394082	1940-47 ALL SU. 8, 1948-50 ALL CU. 8 MODELS	Auto-Lite, Core charge=\$225	\$275.00	+ EXCH
	394168	1942-47 CLIPPER SIX MODELS	Delco	\$75.00	EA
	410442	1951-53 ALL MODELS, 1954 CLIPPER MODELS	Delco, Core charge=\$50	\$95.00	+ EXCH
	436133	1951-52 MODELS 2406, 2506	Auto-Lite, Core charge=\$50	\$175.00	+ EXCH
	458259	1954 ALL MODELS EXCEPT CLIPPER	Delco, Core charge=\$25	\$95.00	+ EXCH
	458895	1955-56 ALL MODELS	Delco, Core charge=\$35	\$95.00	+ EXCH
	6484189	1955-56 ALL MODELS	Auto-Lite	\$145.00	EA
4.2050	Starter Clutch Assembly				
	394088	1940-47 ALL SU. 8, 1948-50 ALL CU. 8 MODELS	Auto-Lite, Core charge=\$50	\$125.00	+ EXCH

1935 - 39 Junior • 1940-56 All



Order Toll Free: 800-472-2573
Discover-MasterCard-Visa

To view parts or illustrations, please visit our website.
www.packardparts.com
Info: 1-317-736-6233 • Fax: 1-317-736-6235

JR 30

4.2071	Starter Drive End Housing Bushing				
	394064	1935-47 ALL MODELS EXCEPT SU. 8, 1948-50 ALL STD. 8 & SU. 8, 1951-52 ALL EXCEPT MODELS 2406,2506	Auto-Lite	\$15.00	EA
	394079	1940-47 ALL SU. 8, 1948-50 ALL CU. 8, 1951-53 MODELS 2406, 2506, 2606-26, 1954 ALL CLIPPER MODELS	Auto-Lite	\$15.00	EA
	394167	1937-38 ALL 6 CYL. MODELS, 1941-47 ALL 6 CYL. MODELS, 1948-53 ALL MODELS	Delco	\$10.00	EA
	458256	1954 ALL EXCEPT CLIPPER MODELS	Delco	\$10.00	EA
	458884	1955-56 ALL MODELS	Delco	\$10.00	EA
	6484196	1955-56 ALL MODELS	Auto-Lite	\$10.00	EA
4.2072	Starter Bendix Drive				
	99310	1935-38 ALL MODELS	Auto-Lite	\$145.00	EA
	99627	1937-38 ALL 6 CYL. MODELS	Delco	\$145.00	EA
	394058	1939-47 ALL EXCEPT SU. 8 MODELS	Auto-Lite and Delco	\$145.00	EA
	436421	1948-54 ALL MODELS EXCEPT CU. 8	Auto-Lite and Delco	\$145.00	EA
	458894	1955-56 ALL MODELS	Delco	\$125.00	EA
	474033	1955 ALL MODELS	Auto-Lite	\$125.00	EA
Turn Signal					
4.21082	Turn Signal Switch Kit				
	TSS35-40	1935-40 ALL MODELS	Switch only	\$25.00	EA
	TSS35-41	1935-41 ALL MODELS	Includes steering column mounted switch, lever, flasher, & wiring	\$125.00	KIT
4.21086	Turn Signal Switch & Cable Assembly				
	378218	1942-46 ALL CLIPPER MODELS	With slotted shaft	INQUIRE	
	382428	1942-47 ALL CLIPPER MODELS	With "D" sloped shaft	INQUIRE	
	403816	1948-49 ALL 22ND SERIES		INQUIRE	
	416023	1949-50 ALL 23RD SERIES, 1951-54 ALL MODELS		INQUIRE	
	439998	1955-56 ALL MODELS		INQUIRE	
4.21087	Flasher				
	362473	1942-47 ALL CLIPPER MODELS		\$30.00	EA
	393745	1948-49 ALL 22ND SERIES		\$30.00	EA
	416069	1949-50 ALL 23RD SERIES, 1951-54 ALL MODELS		\$30.00	EA
	439519	1955-56 ALL MODELS		\$30.00	EA
4.21088	Turn Signal Fuse				
	362292	1942-47 CLIPPER, 1948-50 ALL MODELS		\$1.00	EA
	362292	1955-56 ALL MODELS	See group # 4.210873	\$1.00	EA
4.210875	Turn Signal Circuit Breaker				
	416350	1951-54 ALL MODELS		\$35.00	EA
4.21092	Turn Signal Lever Assembly				
	384005	1947 ALL CLIPPER MODELS	Tan knob	INQUIRE	
	389794	1948-50 ALL MODELS, 1951-54 ALL MODELS	Ivory knob	\$65.00	EA
	+++++	1951-54 ALL MODELS W/ KNOB OTHER THAN IVORY	Specify knob color	INQUIRE	
	473038	1955-56 ALL CLIPPER MODELS	Specify knob color	INQUIRE	
	473036	1955-56 ALL MODELS EXCEPT CLIPPER	Chrome knob	\$40.00	EA
4.210933	Turn Signal Lever Knob				
	+++++	1942-54 ALL MODELS	Specify knob color	\$25.00	EA
	465466	1955-56 ALL MODELS EXCEPT CLIPPER	Chrome	\$25.00	EA
4.21099	Turn Signal Bulb - Instrument Board				
	55	1942-47 ALL MODELS, 1948 22ND SERIES, 1953-54 ALL MODELS		\$2.00	EA
	51	1949-50 23RD SERIES, 1951-52 ALL MODELS		\$2.00	EA
	57	1955-56 ALL MODELS		\$2.50	EA
4.210993	Indicator Light Jewel				
	439986	1955-56 ALL MODELS		INQUIRE	
Overdrive					
4.2200	Overdrive Kickdown Switch				
	335350	1939 ALL MODELS	W/ R-6; Core charge=\$25	\$75.00	+ EXCH
	347496	1940-49 ALL MODELS	W/ R-9; Core charge=\$25	\$75.00	+ EXCH
	403945	1949-54 ALL MODELS, 1955-56 ALL MODELS	W/ R-11; Core charge=\$25	\$75.00	+ EXCH
4.22035	Overdrive Relay Fuse				
	351550	1940 ALL MODELS		\$1.00	EA
	362461	1941-54 ALL MODELS		\$1.00	EA
	472118	1955-56 ALL MODELS		\$1.00	EA

4.22105 Overdrive Indicator Light Bulb - Instrument Board					
	55	1940-42 ALL MODELS		\$2.50	EA
	51	1946-47 ALL MODELS, 1948-49 22ND SERIES		\$2.00	EA
4.2216 Overdrive Relay					
	341053	1939 ALL MODELS	R-6	INQUIRE	
	347493	1940-49 ALL MODELS	R-9; Core charge=\$395	\$395.00	+ EXCH
	403940	1949-54 ALL MODELS	R-11; Original type; Core charge	INQUIRE	
	403940R	1949-54 ALL MODELS	R-11; Replacement type; Core Charge \$75	\$150.00	+ EXCH
	439826	1955-56 ALL MODELS	Core charge=\$75	\$150.00	+ EXCH
4.2223 Overdrive Lockout Switch					
	354820	1940-50 ALL MODELS		\$75.00	EA
	426453	1951-54 ALL MODELS		\$45.00	EA
4.2241 Reverse Lockout Switch					
	403303	1940-49 ALL MODELS	R-9	\$50.00	EA
4.2228 Overdrive Solenoid					
	333823	1939 ALL MODELS	R-6	INQUIRE	
	347490	1940-47 ALL MODELS	R-9; Core charge=\$100	\$375.00	+ EXCH
	403979	1948-49 ALL MODELS	R-9; Core charge=\$100	\$375.00	+ EXCH
	433776	1949-54 ALL MODELS	R-11; Core charge=\$125	\$275.00	+ EXCH
	458502	1955-56 ALL MODELS	Core charge=\$75	\$275.00	+ EXCH
4.2230 Overdrive Solenoid Base Gasket					
	333787	1939 ALL MODELS	R-6	\$2.50	EA
	347492	1940-49 ALL MODELS	R-9	\$2.50	EA
4.2231 Overdrive Solenoid Base Plunger Seal					
	333833	1939-56 ALL MODELS		\$10.00	EA
4.2233 Overdrive Solenoid Gasket					
	333788	1939-49 ALL MODELS		\$2.50	EA
<i>Torsion Level Suspension Electrical Components</i>					
4.2253 Compensator Control Box Assembly					
	472181SS	1955 ALL MODELS	Original units modified & upgraded to solid state control circuits; Core charge=\$100	\$195.00	+ EXCH
	472239SS	1956 ALL MODELS	Original units modified & upgraded to solid state control circuits; Core charge=\$100	\$195.00	+ EXCH
4.22533 Compensator Control Box Cover					
	472241	1956 ALL MODELS		\$15.00	EA
4.22534 Compensator Control Box Cover Gasket					
	472240	1956 ALL MODELS		\$5.00	EA
4.22537 Compensator Control Box Cover Grommet					
	466852	1956 ALL MODELS		\$10.00	EA
4.2255 Compensator Control Shut Off Switch					
	416322	1955-56 ALL MODELS		\$20.00	EA
4.2259 Compensator Limit Switch					
	472179	1955 ALL MODELS	Core charge=\$75	\$125.00	+ EXCH
	6480419	1956 ALL MODELS	Down; Core charge=\$75	\$125.00	+ EXCH
	6480420	1956 ALL MODELS	Up; Core charge=\$75	\$125.00	+ EXCH
4.22602 Compensator Manual Control Kit					
	6492178	1955-56 ALL MODELS	Allows for manual control of raising and lowering suspension system; includes harness, switch & knob	\$125.00	KIT
4.22606 Compensator Manual Control Switch					
	6492143	1955-56 ALL MODELS		\$45.00	EA
4.22608 Compensator Manual Control Switch Knob					
	439908	1955-56 ALL MODELS EXCEPT CLIPPER & EXECUTIVE		\$35.00	EA
	439932	1955-56 ALL CLIPPER MODELS		\$35.00	EA
4.2261 Compensator Motor					
	445959	1955-56	Rebuild service available	INQUIRE	EA
4.2265 Compensator Solenoid					
	445944	1955-56 ALL MODELS		\$75.00	EA

1935 - 39 Junior • 1940-56 All



Order Toll Free: 800-472-2573
Discover-MasterCard-Visa

To view parts or illustrations, please visit our website.
www.packardparts.com
Info: 1-317-736-6233 • Fax: 1-317-736-6235

JR 32

Wire Harnesses					
4.2300	Electrical Wire - Braided, Lacquered				
	18GA-B	1935-54 ALL MODELS	Specify color	\$0.50	FT
	16GA-B	1935-54 ALL MODELS	Specify color	\$0.60	FT
	14GA-B	1935-54 ALL MODELS	Specify color	\$0.75	FT
	12GA-B	1935-54 ALL MODELS	Specify color	\$0.80	FT
	10GA-B	1935-54 ALL MODELS	Specify color	\$0.85	FT
	8GA-B	1935-54 ALL MODELS	Specify color	\$0.95	FT
4.230001	Electrical Wire - Plastic				
	18GA-P	1955-56 ALL MODELS	Specify color	\$0.50	FT
	16GA-P	1955-56 ALL MODELS	Specify color	\$0.55	FT
	14GA-P	1955-56 ALL MODELS	Specify color	\$0.60	FT
	12GA-P	1955-56 ALL MODELS	Specify color	\$0.65	FT
	10GA-P	1955-56 ALL MODELS	Specify color	\$0.75	FT
	8GA-P	1955-56 ALL MODELS	Specify color	\$0.90	FT
4.2320	Wire Harness				
	+++++	1935-56 AVAILABLE FOR MOST MODELS		INQUIRE	
Group 5 ENGINE					
5.000	Engine Assembly				
	+++++	1935-56 AVAILABLE FOR MANY MODELS		INQUIRE	
5.00001	Engine Paint				
	C-6247B	1935-47 ALL MODELS	Green, Quart can	\$40.00	QT
	C-6247BS	1935-47 ALL MODELS	Green, Spray can	\$25.00	EA
	E-8310	1948-54 ALL MODELS EXCEPT 1954 WITH 359 ENGINE	Gray, Quart can	\$40.00	QT
5.0100	Camshaft				
	+++++	1935-56 AVAILABLE FOR MANY MODELS		INQUIRE	
5.0101	Cam Bearing Sets				
	1069M	1937-47 ALL 6 CYL. MODELS		\$85.00	SET
	1071M	1935-42 ALL 120, 1941-47 CLIPPER STD. 8 MODELS		\$95.00	SET
	PA-5	1940-47 SU. 8, 1948-50 CU. 8 MODELS		\$125.00	SET
	1072M	1948-54 ALL MODELS EXCEPT 1948-50 CU. 8		\$95.00	SET
	1147M	1955-56 ALL MODELS		\$95.00	SET
5.0102	Timing Chain & Gear Sets				
	304266K	1936-47 ALL EXCEPT 356 ENGINE		INQUIRE	
	341594K	1940-47 SU. 8, 1948-50 CU. 8 MODELS		\$250.00	SET
	341594K48-50JR	1948-50 ALL EXCEPT 356 ENGINE		\$225.00	SET
	419593K	1951-53 ALL, 1954 WITH 288 ENGINE		\$225.00	SET
	440843K	1955-56 ALL MODELS		\$175.00	SET
5.0105	Timing Chain				
	303821	1935 120 MODELS		\$75.00	EA
	304264	1936 120 MODELS		\$115.00	EA
	333289	1937-50 ALL MODELS EXCEPT 356 ENGINE		\$235.00	EA
	341575	1940-47 SU. 8, 1948-50 CU. 8 MODELS		\$115.00	EA
	419457	1951-54 ALL MODELS		\$75.00	EA
	440842	1955-56 ALL MODELS		\$50.00	EA
5.0110	Cam Spacer				
	300055	1935-39 ALL MODELS		\$20.00	EA
	348014	1940-54 ALL MODELS		\$20.00	EA
	6480917	1955-56 ALL MODELS		\$20.00	EA
5.0111	Cam Gear				
	302201	1935 120 MODELS		INQUIRE	
	304266	1936-47 ALL MODELS EXCEPT 356 ENGINE		INQUIRE	
	341594	1940-47 SU. 8, 1948-50 ALL MODELS		INQUIRE	
	419593	1951-53 ALL MODELS, 1954 ALL MODELS W/ 288 ENGINE		INQUIRE	
	455318	1954 ALL MODELS W/ 327 OR 359 ENGINE		INQUIRE	
	440843	1955-56 ALL MODELS		INQUIRE	
5.0112	Camshaft Thrust Plate				
	300102	1935-38 ALL MODELS		\$45.00	EA
	330755	1939-54 ALL MODELS		\$45.00	EA
	440684	1955 MODELS		\$45.00	EA
	6480357	1956 MODELS		\$45.00	EA
5.0200	Connecting Rod				
	+++++	1935-56 AVAILABLE FOR MANY MODELS		INQUIRE	

Order Toll Free: 800-472-2573
Discover-MasterCard-Visa

To view parts or illustrations, please visit our website.
www.packardparts.com
Info: 1-317-736-6233 • Fax: 1-317-736-6235



5.0201	Connecting Rod Bolt				
	300139	1935-37 120 MODELS	1937 Measure under hood 2 17/32	\$15.00	EA
	317982	1937-38 120 MODELS	1937 Measure under hood 2 25/32	\$15.00	EA
	317982	1937-38 6 CYL., 1939 SOME 6 CYL. MODELS	1939 six cyl. -- Inquire	\$15.00	EA
	330751	1939 SOME MODELS; 1939-47 ALL MODELS EXCEPT 356 ENGINE	1939 six cyl. -- Inquire	\$15.00	EA
	341367	1940-47 ALL MODELS W/ 356 ENGINE		\$15.00	EA
	395329	1948-50 ALL MODELS W/ 356 ENGINE		\$15.00	EA
	403790	1948-54 ALL MODELS W/ 288 OR 327 ENGINE		\$15.00	EA
	455064	1954 W/ 359 ENGINE		\$15.00	EA
	440776	1955-56 ALL MODELS		\$15.00	EA
5.020101	Connecting Rod Nut				
	300140	1935-38 ALL MODELS; 1939 SOME 6 CYL. MODELS	1939 six cyl. -- Inquire	\$5.00	EA
	338631	1939 SOME 6 CYL. 1939-47 ALL MODELS EXCEPT 356 ENGINE	1939 six cyl. -- Inquire	\$5.00	EA
	210120	1940-47 ALL MODELS W/ 356 ENGINE		\$8.00	EA
	7699	1939-47 ALL MODELS EXCEPT 356 ENGINE	Pal nut	\$2.00	EA
	389619	1948-54 ALL MODELS EXCEPT 359 ENGINE	Self locking	\$10.00	EA
	446909	1954 W/ 359 ENGINE	Self locking	\$5.00	EA
	427042	1955-56 ALL MODELS	Self locking	\$5.00	EA
5.0203	Connecting Rod Bearings (Specify sizes when ordering: Std., .001, .002, .010, .020, .030, .040; CHECK AVAILABILITY BEFORE MACHINING YOUR CRANK)				
	9345SB	1935-38 ALL MODELS, 1939 EARLY		INQUIRE	
	9725SB	1939 LATE, 1940-47 ALL MODELS EXCEPT 356 ENGINE		INQUIRE	
	9985CA	1940-47 SU. 8, 1948-50 CU. 8 MODELS		INQUIRE	
	1535SB	1948-54 ALL MODELS EXCEPT 356 ENGINE		INQUIRE	
	2010SB	1955-56 ALL MODELS		INQUIRE	
5.0204	Piston Pin Bushing				
	303398	1935-54 ALL MODELS		\$7.50	PR
	440043R	1955-56 ALL MODELS	Replacement Style	\$10.00	EA
5.0400	Crankshaft				
	+++++	1935-56 AVAILABLE FOR MANY MODELS		INQUIRE	
5.0401	Crankshaft Main Bearing Set (Specify sizes when ordering: Std., .001, .002, .010, .020, .030, .040; CHECK AVAILABILITY BEFORE MACHINING YOUR CRANK)				
	447M	1935-47 EIGHT CYL. EXCEPT 356 ENGINE		INQUIRE	
	448M	1937-47 ALL 6 CYL. MODELS		INQUIRE	
	559M	1940-47 SU. 8, 1948-50 CU. 8 MODELS		INQUIRE	
	683M	1948-54 W/ 288 OR 327 ENGINE	Five main engines	INQUIRE	
	756M	1951-54 W/ 327 OR 359 ENGINE	Nine main engines	INQUIRE	
	932M	1955-56 ALL MODELS		INQUIRE	
5.0407	Rear Main Seal Kit				
	300191	1935-47 ALL JUNIOR MODELS	Rear Main Seal Sticks	\$10.00	PR
	362010K	1940-47 SU.8 & 1948-54 ALL MODELS	Rear Main Seal & Stick Kit OEM Style	INQUIRE	
	362010K-NS	1940-47 SU.8 & 1948-54 ALL MODELS	New style; Better sealing capacity	\$35.00	SET
	427104K	1955-56 ALL MODELS		\$10.00	SET
	427104K-NS	1955-56 ALL MODELS	New style; Better sealing capacity	\$30.00	SET
	427104K-LS	1955-56 ALL MODELS	Lip seal type	\$35.00	SET
5.0410	Crankshaft Gear				
	302202	1935 120 MODELS		INQUIRE	
	304265	1936-50 ALL MODELS		INQUIRE	
	419636	1951-54 ALL MODELS		INQUIRE	
	440841	1955-56 ALL MODELS		INQUIRE	
5.05001	Cylinder Freeze Plugs				
	77748	1935-37 ALL MODELS		\$2.00	EA
	320578	1938-54 ALL MODELS		\$5.00	EA
	427204	1955-56 ALL MODELS		\$5.00	EA
5.0503	Cylinder Head				
	+++++	1935-56 AVAILABLE FOR MANY MODELS		INQUIRE	
5.050301	Cylinder Head Stud				
	303154	1935-39 ALL MODELS	Required: 6 cyl.=23, 120s=29	\$4.00	EA
	341119	1940-47 ALL MODELS	Required: 6cyl.=23, 120s=29, SU.8=38	\$4.00	EA
	403255	1948-53 ALL MODELS; 1954 EXCEPT 359 ENGINE	38 required	\$4.00	EA
	446926	1954 W/ 359 ENGINE	38 required	\$4.00	EA

1935 - 39 Junior • 1940-56 All



Order Toll Free: 800-472-2573
Discover-MasterCard-Visa

To view parts or illustrations, please visit our website.
www.packardparts.com
Info: 1-317-736-6233 • Fax: 1-317-736-6235

JR 34

5.050302	Head Nut & Washer				
	142686	1935-54 ALL MODELS	Washer	\$1.50	EA
	216371	1935-53 ALL MODELS; 1954 EXCEPT 359 ENGINE	Plain - hex head	\$2.00	EA
	455079	1954 W/ 359 ENGINE	Plain - hex head	\$2.00	EA
	ANW101-1	1937-47 6 CYL MODELS	23 nuts, 23 washers	\$143.75	SET
	ANW101-2	1935-41 120, 1941-47 CLIPPER 8 MODELS	29 nuts, 29 washers	\$181.25	SET
	ANW101-4	1940-47 SU.8 & 1948-54 ALL MODELS	38 nuts, 38 washers	\$237.50	SET
5.0504	Head Gasket - Original Metal Clad Type				
	335676	1935-42 ALL 120, 1941-47 CLIPPER STD. 8 MODELS		\$125.00	EA
	324284	1937-47 ALL 6 CYL. MODELS		\$75.00	EA
	341364	1940-47 ALL SU. 8; 1948-54 ALL MODELS EXCEPT 359 ENGINE		\$90.00	EA
	446940	1954 W/ 359 ENGINE		\$110.00	EA
	440469	1955-56 ALL, 320 & 352 ENGINES	Fits 3 3/16" & 4" Bore	\$95.00	PR
	440976	1956 ALL 374 ENGINE	Fits 4 1/8" Bore	\$95.00	PR
5.05047	Head Gasket Shim				
	440884	1955 W/ 352 ENGINE		\$30.00	EA
	6480755	1956 ALL MODELS		\$30.00	EA
5.0506	Thermostat & Gasket Kit				
	TK101	1935-39 ALL MODELS	Std. temp	\$15.00	KIT
	TK102	1940-47 ALL MODELS EXCEPT 356 ENGINE	Std. temp	\$15.00	KIT
	TK103	1940-47 ALL MODELS EXCEPT 356 ENGINE	High temp	\$15.00	KIT
	TK104	1940-47 SU. 8, 1948-50 CU. 8 MODELS	Std. temp	\$20.00	KIT
	TK105	1940-47 SU. 8, 1948-50 CU. 8 MODELS	High temp	\$20.00	KIT
	TK106	1948-54 ALL MODELS EXCEPT 356 ENGINE	Low temp	\$15.00	KIT
	TK107	1948-54 ALL MODELS EXCEPT 356 ENGINE	Std. temp	INQUIRE	
	TK108	1948-54 ALL MODELS EXCEPT 356 ENGINE	High temp	\$15.00	KIT
	TK109	1955-56 ALL MODELS	Low temp	\$15.00	KIT
	TK110	1955-56 ALL MODELS	Std. temp	\$15.00	KIT
	TK111	1955-56 ALL MODELS	High temp	\$15.00	KIT
5.0507	Thermostat Retainer				
	300068	1935-39 ALL MODELS		\$20.00	EA
	351536	1940-47 SU. 8, 1948-50 CU. 8 MODELS		\$20.00	EA
	348537	1940-54 ALL MODELS EXCEPT 356 ENGINE		\$20.00	EA
5.0508	Water Outlet Flange				
	302090	1935-37 ALL MODELS		INQUIRE	
	320614	1938-39 ALL MODELS		INQUIRE	
	348919	1940-47 ALL MODELS EXCEPT 356 ENGINE		INQUIRE	
	351537	1940-42 ALL SU. 8 EXCEPT CLIPPER		INQUIRE	
	377821	1942-47 CLIPPER SU. 8, 1948-50 CU. 8 MODELS		INQUIRE	
	389691	1948-50 ALL MODELS EXCEPT 356 ENGINE		INQUIRE	
	419994K	1951-54 ALL MODELS		\$125.00	
	440393	1955-56 ALL MODELS		INQUIRE	
5.0531	Water Manifold Assembly				
	300034	1935-36 120 MODELS		\$195.00	EA
	315710	1937 120 MODELS		\$195.00	EA
	315711	1937 115C MODELS		INQUIRE	
	320598	1938-47 ALL 6 CYL. MODELS		INQUIRE	
	320619	1938-42 ALL 120; 1941-47 CLIPPER STD. 8 MODELS		\$195.00	EA
	351060	1940-47 ALL SU. 8; 1948-54 ALL MODELS		\$195.00	EA
5.0600	Flywheel Assembly				
	+++++	1935-56 AVAILABLE FOR MANY MODELS		INQUIRE	
5.0602	Flywheel Ring Gear				
	300111	1935-54 ALL MODELS	Standard transmission	\$225.00	EA
	440532	1955-56 ALL MODELS	Standard transmission	INQUIRE	
5.0605	Flywheel Housing Cover, Lower--Felt Seal				
	300176	1935-54 ALL MODELS	Standard transmission	\$15.00	EA

Order Toll Free: 800-472-2573
Discover-MasterCard-Visa

To view parts or illustrations, please visit our website.
www.packardparts.com
Info: 1-317-736-6233 • Fax: 1-317-736-6235



5.0700	Engine Overhaul Gasket Set				
	303932	1935-37 120 MODELS		\$175.00	SET
	320018	1937 115C MODELS		\$135.00	SET
	326878	1938 110 MODELS		\$135.00	SET
	326871	1938 120 MODELS		\$175.00	SET
	338817	1939-42 120, 1941-47 CLIPPER STD. 8 MODELS		\$175.00	SET
	338687	1939-47 ALL 6 CYL. MODELS		\$135.00	SET
	351071	1940 SU. 8 MODELS		\$160.00	SET
	373678	1941-47 ALL SU. 8, 1948-50 CU. 8		\$175.00	SET
	394466	1948-50 ALL MODELS EXCEPT 356 ENGINE		\$160.00	SET
	410953	1951-52 ALL MODELS		\$160.00	SET
	436854	1953-54 W/ 288 OR 327 ENGINE	With two barrel carburetor	\$160.00	SET
	436504	1953-54 W/ 327 ENGINE	With four barrel carburetor	\$160.00	SET
	436855	1954 ALL MODELS 359 ENGINE		\$175.00	SET
	458669	1955 ALL MODELS; 1956 CLIPPER MODELS		\$195.00	SET
	6484019	1956 ALL MODELS EXCEPT CLIPPER		\$195.00	SET
5.0800	Timing Gear Cover				
	300182	1935 120 MODELS		INQUIRE	
	304267	1936-50 ALL MODELS EXCEPT 356 ENGINE		\$195.00	EA
	341591	1940-47 SU. 8, 1948-50 CU. 8 MODELS		\$195.00	EA
	419596	1951-54 ALL MODELS		\$195.00	EA
	440710	1955-56 ALL MODELS		\$195.00	EA
5.0801	Timing Cover Gasket				
	300169K	1935-54 ALL MODELS EXCEPT 356 ENGINE		\$10.00	SET
	341611K	1940-47 SU. 8, 1948-50 CU. 8 MODELS		\$10.00	SET
	440061K	1955-56 ALL MODELS		\$15.00	SET
5.0803	Timing Cover Seal & Retainer				
	300103	1935-54 ALL MODELS	Assembly	\$35.00	EA
	300103C	1935-54 ALL MODELS	Cork seal only	\$5.00	EA
5.08035	Timing Cover Seal & Retainer				
	440927	1955-56 ALL MODELS	Original type assembly	\$30.00	EA
	440927R	1955-56 ALL MODELS	New style; Retainer with replacement oil seal vs. rope seal	\$65.00	EA
	440927RS	1955-56 ALL MODELS	Rope seal only	\$10.00	EA
5.0900	Exhaust Manifold				
	+++++	1935-56 AVAILABLE FOR MANY MODELS		INQUIRE	
5.09001	Manifold Mounting Hardware				
	300136	1935-42 ALL MODELS EXCEPT CLIPPER	Screw, Three required	\$1.00	EA
	7243	1935-42 ALL MODELS EXCEPT CLIPPER	Screw, Three required	\$2.50	EA
	300171	1941-47 ALL CLIPPER MODELS; 1948-54 ALL MODELS	Stud-short, Four required	\$3.00	EA
	330779	1941-47 ALL CLIPPER MODELS; 1948-54 ALL MODELS	Stud-long, Two required	\$10.00	EA
	440905	1955-56 ALL MODELS	Screw, 12 required	\$2.00	EA
	205429	1935-47 ALL MODELS	Nut-brass, Six required	\$2.00	EA
	433310	1948-54 ALL MODELS	Nut-brass, Six required	\$2.00	EA
5.0901	Exhaust Manifold Hold Down Clamp				
	330780	1940-54 ALL MODELS		\$20.00	EA
5.0902	Manifold Gasket Set-Reproduction				
	303906	1935-47 ALL 120 MODELS		\$50.00	SET
	317929	1937-38 6 CYL. MODELS		\$50.00	SET
	351093	1939-47 ALL 6 CYL. MODELS		\$50.00	SET
	351069	1940 SU. 8 MODELS		\$50.00	SET
	371230	1941-47 SU. 8, 1948-50 CU. 8		\$95.00	SET
	394469	1948-54 ALL MODELS EXCEPT 356 ENGINE	Two barrel carb	\$75.00	SET
	436503R	1953-54 ALL MODELS WITH 4 BBL. CARBURETORS	Four barrel carb	\$50.00	SET
5.0902	Manifold Gasket Set-Original				
	+++++	1935-56 AVAILABLE FOR MANY MODELS		INQUIRE	
	458672	1955-56 ALL MODELS	Exhaust set	\$50.00	SET
	458673	1955-56 ALL MODELS	Intake set, Four barrel carb	\$45.00	SET
	458674	1955-56 ALL MODELS	Intake set, Two barrel carb	\$45.00	SET
5.0903	Hot Spot Gasket				
	300100	1935-54 ALL 8 CYL. EXCEPT 356 ENGINE		\$5.00	EA
	315038	1937-47 ALL 6 CYL. MODELS		\$5.00	EA
	371230HS	1940-47 SU. 8, 1948-50 CU. 8 MODELS		\$5.00	EA

1935 - 39 Junior • 1940-56 All



Order Toll Free: 800-472-2573
Discover-MasterCard-Visa

To view parts or illustrations, please visit our website.
www.packardparts.com
Info: 1-317-736-6233 • Fax: 1-317-736-6235

5.0934	Manifold Drain Tube Assembly				
	348681	1940-42 SU.8		\$95.00	EA
5.0904	Manifold Heat Riser Thermostatic Spring				
	326837	1935-47 ALL MODELS EXCEPT 356 ENGINE		\$35.00	EA
	351020	1940-47 SU. 8, 1948-50 CU. 8 MODELS		\$35.00	EA
	419425	1948-54 ALL MODELS EXCEPT 356 ENGINE		\$35.00	EA
	440753	1955-56 ALL MODELS		\$35.00	EA
5.0906	Manifold Heat Riser Cover				
	210016	1940-47 SU. 8, 1948-50 CU. 8 MODELS		\$35.00	EA
5.0908	Manifold Heat Riser Control Valve Assembly				
	440853	1955-56 ALL MODELS	Core = \$75	\$150.00	+ EXCH
5.09095	Manifold Heat Riser Repair Kit				
	98779	1935-36 120 MODELS		\$125.00	KIT
	98780	1937-47 ALL MODELS EXCEPT 356 ENGINE		\$95.00	KIT
	98782	1940-47 SU. 8, 1948-50 CU. 8 MODELS		INQUIRE	KIT
	394470	1948-54 ALL MODELS EXCEPT 356 ENGINE		\$95.00	KIT
5.0919	Manifold Heat Riser Valve Stop Spring				
	213746	1935-36 120, 1940-47 SU. 8, 1948-50 CU. 8		\$20.00	EA
5.0920	Intake Manifold				
	+++++	1935-56 AVAILABLE FOR MANY MODELS		INQUIRE	
5.1000	Oil Filler Tube				
	+++++	1935-56 AVAILABLE FOR MANY MODELS		INQUIRE	
5.1001	Oil Filler Cap				
	302626	1935-39 ALL MODELS; 1940 ALL MODELS EXCEPT OIL BATH		\$75.00	EA
	232692	1940 ALL OIL BATH MODELS; 1941 ALL MODELS		INQUIRE	
	373550	1941-47 CLIPPER, 1948-54 ALL MODELS EXCEPT 1954 CLIPPER		\$75.00	EA
	455144	1954 CLIPPER MODELS		\$75.00	EA
	194461	1955-56 ALL MODELS		\$75.00	EA
5.10015	Oil Filler Cap Air Duct Assembly				
	373593	1940-47 SU. 8, 1948-50 CU. 8 MODELS	See change notice C50-1 dated May 1, 1950	\$75.00	EA
5.1009	Oil Filter Assembly				
	PB1/2	1935-39 ALL MODELS		INQUIRE	
	426871	1940-54 ALL MODELS	Includes canister, filter, mounting bracket, fittings, tubing & decal	\$250.00	EA
	440933	1955-56 ALL MODELS		\$125.00	EA
5.10098	Oil Filter Cartridge & Gasket				
	395520	1940-54 ALL MODELS		\$20.00	EA
	SP50057	1955-56 ALL MODELS	In original "Packard" packaging	\$30.00	EA
	440814	1955-56 ALL MODELS	New replacement type	\$20.00	EA
5.1100	Oil Pan				
	+++++	1935-56 AVAILABLE FOR MANY MODELS		INQUIRE	
5.1101	Oil Pan Gasket Set				
	354756	1935-47 ALL 8 CYL. EXCEPT 356 ENGINE		\$20.00	SET
	354755	1937-47 ALL 6 CYL. MODELS		\$20.00	SET
	354757	1940-47 SU. 8, 1948-50 CU. 8 MODELS		\$20.00	SET
	394471	1948-54 ALL MODELS EXCEPT 356 ENGINE		\$20.00	SET
	458671	1955-56 ALL MODELS		\$20.00	SET
5.1102	Oil Level Indicator (Dip Stick)				
	+++++	1935-56 AVAILABLE FOR MANY MODELS		INQUIRE	
5.1200	Oil Pump Assembly - Rebuilt				
	304013	1935-36 120 MODELS	Includes Gaskets; Prior to motor #X33606; Core charge=\$100	\$250.00	+ EXCH
	304857	1936 120 MODELS	Includes Gaskets; After motor #X33605; Core charge=\$50	\$150.00	+ EXCH
	324402	1937-54 ALL MODELS EXCEPT 356 ENGINE	Includes Gaskets; Core charge=\$100	\$250.00	+ EXCH
	341650	1940-42 SU. 8 EXCEPT CLIPPER	Includes Gaskets; Core charge=\$250	\$250.00	+ EXCH
	387862	1942-47 CLIPPER SU. 8, 1948-50 CU. 8 MODELS	Includes Gaskets; Core charge=\$250	\$250.00	+ EXCH
	440729	1955-56 ALL MODELS	Gaskets Included; Re-manufactured w/ new gears & machined housing w/ bushing installed for shaft. Included w/ vacuum pump & oil strainer assembly. Core charge=\$250	\$495.00	+ EXCH

Order Toll Free: 800-472-2573
Discover-MasterCard-Visa

To view parts or illustrations, please visit our website.
www.packardparts.com
Info: 1-317-736-6233 • Fax: 1-317-736-6235



5.12001	Oil Pump Kit				
	324402K	1935-54 ALL MODELS EXCEPT 356 ENGINE		INQUIRE	
	387862K	1940-47 SU. 8, 1948-50 CU. 8 MODELS	With straight cut gears	INQUIRE	
	440729K	1955-56 ALL MODELS		\$150.00	KIT
5.1300	Oil Strainer Assembly				
	300086	1935-38 ALL MODELS		INQUIRE	
	319761	1940-41 ALL SU. 8		\$125.00	EA
	334659	1939-54 ALL MODELS EXCEPT 356 ENGINE		\$95.00	EA
	371116	1942-47 SU. 8, 1948-50 CU. 8		\$125.00	EA
	440722	1955-56 ALL MODELS		\$95.00	EA
5.1400	Pistons (Specify sizes when ordering: Std., .020, .030, .040; CHECK AVAILABILITY BEFORE BORING THE BLOCK)				
	120P	1935-42 120; 1941-47 CLIPPER STD. 8 MODELS		INQUIRE	
	115P	1937 115 MODELS		INQUIRE	
	290P	1938-47 ALL 6 CYL.; 1940-47 SU. 8 MODELS		INQUIRE	
	235P	1948-54 ALL MODELS EXCEPT 359 ENGINE		INQUIRE	
	280P	1954 359 ENGINE		INQUIRE	
	617P	1955 ALL MODELS W/ 320 ENGINE		INQUIRE	
	618P	1955-56 ALL MODELS W/ 352 ENGINE		INQUIRE	
	374P	1956 ALL MODELS W/ 374 ENGINE		INQUIRE	
5.1401	Piston Pins				
	302037	1935-42 120; 1941-47 STD. 8 CLIPPER MODELS	(Std.) Oversizes available .003,.006	\$7.50	EA
	315505	1937 115C MODELS	(Std.) Oversizes available .003,.006	\$7.50	EA
	324283	1938-54 ALL MODELS EXCEPT 120	(Std.) Oversizes available .003,.006	\$7.50	EA
	440405	1955-56 ALL MODELS	(Std.) Oversizes available .003,.006	\$7.50	EA
5.14025	Piston Ring Set				
	+++++	1935-56 ALL 8 CYL. MODELS	All sizes available	\$80.00	SET
	+++++	1937-47 ALL 6 CYL. MODELS	All sizes available	\$60.00	SET
5.1504	Snubber Insulator				
	348945	1940-50 ALL MODELS	Four piece set	\$52.89	SET
5.1507	Snubber Link, Engine To Transmission				
	335700	1939 110 & 120 WITHOUT OVERDRIVE	Front, left hand threads; Core charge=\$75	\$125.00	+ EXCH
	335699	1939 110 & 120 WITH & WITHOUT OVERDRIVE	Rear, right hand threads; Core charge=\$75	\$125.00	+ EXCH
	335698	1940-47 ALL MODELS WITH OVERDRIVE	Front, left hand threads; Core charge=\$75	\$125.00	+ EXCH
	335699	1940-47 ALL MODELS WITH OVERDRIVE	Rear, right hand threads; Core charge=\$75	\$125.00	+ EXCH
5.1552	Engine Side Stabilizer				
	358960	1941-42 SU. 8 EXCEPT CLIPPER	Core charge=\$50 PAIR	\$219.99	PR+ EXCH
	377541	1942-47 CLIPPER SU. 8, 1948-50 CU. 8 MODELS	Core charge=\$50 PAIR	\$150.00	PR+ EXCH
5.1603	Motor Mount, Front				
	300227	1935-50 ALL MODELS EXCEPT 356 ENGINE		\$60.00	PR
	341498	1940-47 SU. 8, 1948-50 CU. 8 MODELS		\$60.00	PR
	426623	1951-54 ALL MODELS	Core charge=\$50 pr	\$162.59	PR
	465276	1955-56 ALL MODELS	Core charge=\$170 pr	\$220.39	PR
5.1606	Motor Mount, Rear Support Assembly				
	302572/3	1935-36 120 MODELS, Sold as pair only	Left&Right, Core charge=\$250	\$305.29	+ EXCH
	315715/6	1937 120 MODELS, Sold as pair only	Left&Right, Core charge=\$250	\$287.99	+ EXCH
	315693/4	1937 115C MODELS, Sold as pair only	Left&Right, Core charge=\$250	\$297.99	+ EXCH

1935 - 39 Junior • 1940-56 All



Order Toll Free: 800-472-2573
Discover-MasterCard-Visa

To view parts or illustrations, please visit our website.
www.packardparts.com
Info: 1-317-736-6233 • Fax: 1-317-736-6235

JR 38

5.1609 Motor Mount, Rear					
	320929	1938-42 ALL 110 & 120 MODELS; 1941-47 ALL CLIPPER MODELS, 1948-50 ALL MODELS W/ STD. TRANSMISSION	Core charge=\$25	\$185.00	PAIR
	335134/5	1940-42 SU. 8 EXCEPT CLIPPER	Left, Core charge=\$150	\$260.29	PAIR
	421170	1949-50 23RD SERIES W/ ULTRAMATIC	Core charge=\$75	\$225.00	+ EXCH
	426704	1951-54 ALL MODELS	Core charge=\$75	\$129.89	+ EXCH
	465382	1955-56 ALL MODELS	Std. transmission, Core charge=\$50	\$115.00	+ EXCH
	465381	1955-56 ALL MODELS	Ultramatic, Core charge=\$50	\$147.99	+ EXCH
5.1700 Valves					
	324359	1935-40 120 MODELS	Intake	\$25.00	EA
	324290	1937-40 6 CYL. MODELS	Intake	\$25.00	EA
	358190	1941-42 120, 1941-47 CLIPPER STD. 8 MODELS	Intake	\$25.00	EA
	341313	1940 ALL SU. 8 MODELS	Intake	\$25.00	EA
	358224	1941-47 ALL SU. 8 MODELS	Intake	\$25.00	EA
	362849	1941-47 ALL 6 CYL. MODELS	Intake	\$25.00	EA
	395934	1948-54 ALL 288 & 327 ENGINES	Intake	\$25.00	EA
	395952	1948-50 CU. 8	Intake	\$25.00	EA
	446912	1954 359 ENGINE	Intake	\$35.00	EA
	440663	1955 ALL MODELS	Intake	\$25.00	EA
	6480390	1956 ALL MODELS	Intake	\$25.00	EA
	324289	1935-40 ALL 120 & 6 CYL. MODELS	Exhaust	\$25.00	EA
	341321	1940 ALL SU. 8 MODELS	Exhaust	\$25.00	EA
	358105	1941-42 120, 1941-47 ALL CLIPPER SIX & STD. 8 MODELS	Exhaust	\$25.00	EA
	358196	1941-47 ALL SU. 8, 1948-50 CU. 8	Exhaust	\$25.00	EA
	395611SS	1948-54 ALL MODELS EXCEPT 356 ENGINE	Exhaust - Stainless Steel	\$25.00	EA
	440664	1955-56 ALL MODELS	Exhaust	\$25.00	EA
5.1701 Valve Cover					
	+++++	1935-56 AVAILABLE FOR MANY MODELS		INQUIRE	
5.17015 Valve Cover Gasket Set					
	358381	1935-42 ALL 120, 1941-47 CLIPPER STD. 8 MODELS		\$20.00	SET
	358382	1937-47 ALL 6 CYL. MODELS		\$20.00	SET
	358383	1940-47 SU. 8, 1948-54 ALL MODELS		\$20.00	SET
	458668	1955-56 ALL MODELS		\$20.00	SET
5.170501 Valve Stem Oil Deflector Set (Intake Valves)					
	476056S	1955-56 ALL MODELS	8 piece set	\$20.00	SET
5.170502 Valve Rocker Levers					
	6440470	1955-56 ALL MODELS	Left	\$30.00	EA
	6440471	1955-56 ALL MODELS	Right	\$30.00	EA
5.170503 Valve Rocker Lever Push Rods					
	440553	1955 ALL MODELS		\$20.00	EA
	6480610	1956 ALL MODELS		\$20.00	EA
5.170504 Valve Rocker Lever Shaft					
	440466	1955-56 ALL MODELS		\$125.00	EA
5.1706 Valve Spring					
	324953	1935-42 110 & 120, 1941-47 CLIPPER 6 & STD. 8		\$8.00	EA
	351750	1940-47 ALL SU. 8, 1948-54 ALL MODELS		\$8.00	EA
	440930	1955 ALL MODELS		\$15.00	EA
	6480807	1956 ALL MODELS		\$20.00	EA
5.1707 Valve Keeper					
	302928	1935-37 ALL MODELS		\$10.00	EA
	324959	1938-40 ALL MODELS		\$10.00	EA
	358188	1941-54 ALL MODELS	Sold in pairs	\$2.00	PR
	440319	1955-56 MODELS	Sold in pairs	\$2.00	PR
5.1708 Valve Spring Seat					
	302744	1935-37 ALL MODELS		\$6.00	EA
	324960	1938-40 ALL MODELS		\$6.00	EA
	358184	1941-54 ALL MODELS		\$5.00	EA
	440511	1955-56 ALL MODELS	Exhaust	\$5.00	EA
	6492077	1955-56 ALL MODELS	Intake	\$5.00	EA

Order Toll Free: 800-472-2573
Discover-MasterCard-Visa

To view parts or illustrations, please visit our website.
www.packardparts.com
Info: 1-317-736-6233 • Fax: 1-317-736-6235



5.1710 Valve Guide					
	324685	1935-39 ALL MODELS	Intake	\$10.00	EA
	348607	1940-47 ALL 6 CYL., 1940-42 120, 1941-47 CLIPPER STD.	Intake	\$10.00	EA
	348609	1940-47 ALL SU. 8 MODELS	Intake	\$10.00	EA
	403221	1948-50 ALL CU. 8 MODELS	Intake	\$10.00	EA
	403137	1948-54 ALL MODELS EXCEPT 356 ENGINE	Intake	\$10.00	EA
	324684	1935-39 ALL MODELS	Exhaust	\$10.00	EA
	364391	1940-47 ALL 6 CYL., 1940-42 120, 1941-47 CLIPPER STD. 8	Exhaust	\$10.00	EA
	348608	1940-47 ALL SU. 8 MODELS	Exhaust	\$10.00	EA
	403222	1948-50 ALL SU. 8 MODELS	Exhaust	\$10.00	EA
	403136	1948-54 ALL MODELS EXCEPT 356 ENGINE	Exhaust	\$10.00	EA
5.1711 Valve Lifter Assembly					
	311931	1935-37 ALL 120 & 115 MODELS	Solid lifter	INQUIRE	
	326523	1938-39 ALL 6 CYL. & 120 MODELS	Solid lifter	INQUIRE	
	341311	1940-47 ALL MODELS EXCEPT 356 ENGINE	Solid lifter	INQUIRE	
	373345	1940-47 SU. 8, 1948-50 CU. 8 MODELS	Hydraulic lifter	INQUIRE	
	373345H	1940-47 SU. 8, 1948-50 CU. 8 MODELS	Lifter Body New	\$50.00	EA
	395666	1948-54 ALL MODELS EXCEPT 356 ENGINE	Solid lifter	INQUIRE	
	419600	1948-54 ALL MODELS EXCEPT 356 ENGINE	Hydraulic lifter	INQUIRE	
	476060	1955-56 ALL MODELS		\$15.00	EA
5.171101 Hydraulic Valve Lifter Gauge					
	J-4540	1948-54 327 ENGINE WITH HYDRAULIC LIFTERS	Use w/ OEM Style Plungers	\$30.00	EA
	J-4540R	1948-54 327 ENGINE WITH HYDRAULIC LIFTERS	Use w/ Replacement Style Plungers	\$30.00	EA
	ST-2031	1940-50 356 ENGINE		\$30.00	EA
5.17138 Valve Tappet Cover Gasket					
	440363	1955-56 ALL MODELS		\$20.00	EA
5.1800 Vibration Damper - Re-Vulcanized					
	304790	1935-39 ALL MODELS, 1940 ALL EXCEPT SU. 8	Less pulley; Core charge=\$250	\$325.00	+ EXCH
	319570	1940-47 SU. 8, 1948-50 CU. 8 MODELS	Less pulley; Core charge=\$250	\$325.00	+ EXCH
	341130	1941-50 ALL MODELS EXCEPT 356 ENGINE	Less pulley; Core charge=\$250	\$325.00	+ EXCH
	+++++	1951-54 AVAILABLE FOR MANY MODELS		INQUIRE	
	440715	1955-56 ALL MODELS	Core charge=\$250	\$350.00	+ EXCH
5.1900 Water Pump Assembly					
	300071A	1935-37 ALL MODELS	With Heater Outlet	INQUIRE	
	300071B	1935-37 ALL MODELS	Without Heater Outlet	INQUIRE	
	335257	1938-40 ALL MODELS	Includes Gasket; Core charge=\$100	\$150.00	+ EXCH
	341546	1940 SU. 356 ENGINE	Includes Gasket; Core charge=\$100	\$150.00	+ EXCH
	362052	1941-47 ALL MODELS EXCEPT 356 ENGINE	Includes Gasket; Core charge=\$100	\$150.00	+ EXCH
	362085	1941-50 ALL 356 ENGINE	Includes Gasket; Core charge=\$100	\$150.00	+ EXCH
	395958	1948-50 ALL MODELS EXCEPT 356 ENGINE	Includes Gasket; Core charge=\$100	\$150.00	+ EXCH
	419659	1951-54 ALL MODELS WITHOUT POWER STEERING	Includes Gasket; Core charge=\$100	\$150.00	+ EXCH
	443424	1952-54 ALL MODELS WITH POWER STEERING	Includes Gasket; Core charge=\$100	\$150.00	+ EXCH
	458410	1955-56 ALL MODELS	Includes Gasket; Core charge=\$100	\$150.00	+ EXCH
5.1901 Water Pump Body Gasket					
	300047	1935-37 ALL MODELS	See also group # 5.1910	\$3.00	EA
	320605	1938-50 ALL MODELS	See also group # 5.1910	\$3.00	EA
	419622	1951-54 ALL MODELS	See also group # 5.1910	\$3.00	EA
	440062	1955-56 ALL MODELS	See also group # 5.1910	\$5.00	EA
5.1902 Water Pump Repair Kit					
	98731	1935-37 ALL MODELS		INQUIRE	
	98732	1938-47 ALL MODELS EXCEPT 356 ENGINE		\$75.00	KIT
	98777	1940-47 SU. 8, 1948-50 CU. 8 MODELS		\$75.00	KIT
	394475	1948-50 ALL MODELS EXCEPT 356 ENGINE		\$75.00	KIT
	410954	1951-54 ALL MODELS		INQUIRE	
	458410K	1955-56 ALL MODELS		INQUIRE	
5.1910 Water Pump Cover Gasket					
	300046	1935-37 ALL MODELS	See also group # 5.1901	\$3.00	EA
	320585	1938-50 ALL MODELS	See also group # 5.1901	\$3.00	EA
	419598	1951-54 ALL MODELS	See also group # 5.1901	\$5.00	EA
5.19125 Water Manifold Gasket					
	440333	1955-56 ALL MODELS	4 required per car	\$1.50	EA
5.1928 Water Pump Fan Blade					
	+++++	1936-56 AVAILABLE FOR MANY MODELS		INQUIRE	

1935 - 39 Junior • 1940-56 All



Order Toll Free: 800-472-2573
Discover-MasterCard-Visa

To view parts or illustrations, please visit our website.
www.packardparts.com
Info: 1-317-736-6233 • Fax: 1-317-736-6235

5.1929	Fan Belt - Replacement Type				
	300192R	1935-37 ALL MODELS		\$35.00	EA
	320517	1938-50 ALL MODELS EXCEPT 356 ENGINE		\$35.00	EA
	351106	1940-47 ALL SU. 8 MODELS		\$85.00	EA
	395959	1948-50 ALL CU. 8 MODELS	sub 351106	\$85.00	EA
	419886	1951-54 ALL MODELS		\$35.00	EA
	440448	1955-56 ALL MODELS	Without air conditioning	\$35.00	EA
	476027	1955-56 ALL MODELS	With air conditioning	\$35.00	EA
5.1929	Fan Belt - Original				
	+++++	1935-56 AVAILABLE FOR MANY MODELS		INQUIRE	
5.1930	Water Pump Fan Pulley				
	+++++	1935-56 AVAILABLE FOR MANY MODELS		INQUIRE	

Group 6 EXHAUST

6.000	Muffler				
	+++++	1935-56 AVAILABLE FOR ALL MODELS		INQUIRE	
6.0007	Muffler Support Assembly				
	+++++	1955-56 AVAILABLE FOR ALL MODELS		INQUIRE	
6.001	Tail Pipe - All pipes are made of mild steel on our "in-house" pipe bender, from original Packard patterns & specs., assuring a good fit.				
	+++++	1935-54 AVAILABLE FOR ALL MODELS		INQUIRE	
	+++++	1955-56 AVAILABLE FOR ALL MODELS	Eliminator pipe	INQUIRE	
	+++++	1955-56 AVAILABLE FOR ALL MODELS	With resonator	INQUIRE	
6.002	Tail Pipe Hanger Bracket				
	315958	1937 115, 120 MODELS		\$65.00	EA
	326818	1938-42 110, 120 MODELS		\$65.00	EA
	348090	1940-42 SU. 8 EXCEPT CLIPPER		INQUIRE	
	373725	1941 CLIPPER		\$65.00	EA
	382952	1946-47 MODEL 2126		INQUIRE	
6.0025	Exhaust Intermediate Pipe Support				
	+++++	1955-56 AVAILABLE FOR ALL MODELS		INQUIRE	
6.0053	Tail Pipe Rear Support				
	373725	1942-47 CLIPPER SIX & STD. 8 MODELS		\$45.00	EA
	373848	1942-47 CLIPPER SU. 8 MODELS		\$45.00	EA
	419304	1948-50 ALL MODELS		\$65.00	EA
	426232	1951-53 ALL MODELS, 1954 MODEL 5478		\$45.00	EA
	455014	1954 ALL EXCEPT MODEL 5478		\$35.00	EA
	455014	1955 CLIPPER MODELS	With single exhaust; Core \$30.00	\$35.00	EA
	465722	1955 CLIPPER MODELS	Right, With dual exhaust; Core \$30.00	\$45.00	EA
	473096	1955 CLIPPER MODELS	Left, With dual exhaust; Core \$30.00	\$45.00	EA
	465710	1955-56 ALL EXCEPT CLIPPER MODELS	Right & left; Core \$30.00	\$65.00	EA
	6480296	1956 CLIPPER MODELS	Right & left, Single or dual exhaust; Core \$30.00	\$45.00	EA
6.008	Muffler Support Bracket & Clamp				
	333490	1939-42 110, 120 MODELS		\$45.00	EA
	348124	1940-42 SU. 8 MODELS 03-04-06-07		INQUIRE	
	324234	1940-42 SU. 8 MODELS 05-08		INQUIRE	
	371924	1941-47 CLIPPER SIX & STD. 8 MODELS		INQUIRE	
	373847	1942-47 CLIPPER SU. 8, 1948-49 ALL 22ND SERIES MODELS		\$45.00	EA
	389400	1946-47 CLIPPER MODEL 2126		INQUIRE	
	412476	1949-50 ALL 23RD SERIES, 1951-54 ALL MODELS		\$75.00	EA
	446390	1953-54 MODELS 2626, 5426		\$35.00	EA
6.100	Exhaust Header Pipe - All pipes are made of mild steel on our "in-house" pipe bender, from original Packard patterns & specs., assuring a good fit.				
	+++++	1935-56 AVAILABLE FOR ALL MODELS		INQUIRE	
6.1002	Exhaust Intermediate Pipe - All pipes are made of mild steel on our "in-house" pipe bender, from original Packard patterns & specs., assuring a good fit.				
	+++++	1955-56 AVAILABLE FOR ALL MODELS	With dual exhaust	INQUIRE	
6.1004	Cross Over Pipe - All pipes are made of mild steel on our "in-house" pipe bender, from original Packard patterns & specs., assuring a good fit.				
	+++++	1955-56 CLIPPER	With single exhaust	INQUIRE	

1935 - 39 Junior • 1940-56 All

Order Toll Free: 800-472-2573
Discover-MasterCard-Visa

To view parts or illustrations, please visit our website.
www.packardparts.com
Info: 1-317-736-6233 • Fax: 1-317-736-6235



6.107	Exhaust Flange				
	330807	1935-42 120, 1941-47 CLIPPER STD. 8, 1948-54 ALL MODELS EXCEPT CU. 8 MODELS		\$45.00	EA
	330800	1937-47 ALL 6 CYL. MODELS		\$45.00	EA
	223185	1940-47 SU. 8, 1948-50 CU. 8 MODELS		\$45.00	EA
6.108	Exhaust Pipe Flange Gasket				
	141535	1940-47 SU. 8, 1948-50 CU. 8 MODELS		\$5.00	EA
	300414	1935-42 120, 1941-47 CLIPPER STD. 8, 1948-54 ALL MODELS EXCEPT CU. 8 MODELS		\$20.00	EA
	300414OEM	1935-42 120, 1941-47 CLIPPER STD. 8, 1948-54 ALL MODELS EXCEPT CU. 8 MODELS	Original	\$20.00	EA
	315157	1937-47 ALL 6 CYL. MODELS		\$20.00	EA
	440866	1955-56 ALL MODELS		\$20.00	EA

Group 7 FENDERS & RUNNING BOARD (1935-42 ONLY)
<i>Front Fender</i>

7.000	Front Fender				
	+++++	1935-42 AVAILABLE FOR SOME MODELS		INQUIRE	
7.0075	Front Fender Grille				
	356656	1941 ALL MODELS	Right	INQUIRE	
	356655	1941 ALL MODELS	Left	INQUIRE	
7.009	Fender Welting				
	FW-25	1935-42 ALL MODELS EXCEPT CLIPPER	25' roll, 1/4" bead	\$25.00	EA
	FW-50	1935-42 ALL MODELS EXCEPT CLIPPER	50' roll, 1/4" bead	\$50.00	EA
	FW41-42	1941-42 ALL MODELS	34' required; front fender only	\$3.50	FT
7.010	Front Fender To Radiator Shell Molding				
	305406	1935-37 ALL MODELS		\$95.00	EA
	320879	1938 ALL MODELS, 1939 SOME 110 MODELS	Die casting	INQUIRE	
	330794	1939-40 ALL MODELS	Stamping	INQUIRE	
7.011	Front Fender Splasher				
	+++++	1935-42 AVAILABLE FOR MANY MODELS		INQUIRE	
7.021	Fender Trim Moldings, Front				
	362742	1941-42 110 MODELS		\$65.00	EA
	362743	1941-42 ALL 8 CYL. MODELS	Use without side mounted spare	\$65.00	EA
	362744	1941-42 ALL 8 CYL. MODELS	23" Use with side mounted spare	\$65.00	EA
	362745	1941-42 ALL 8 CYL. MODELS	19 1/4" Use with side mounted spare	\$65.00	EA
	362746	1941-42 ALL 8 CYL. MODELS	18 1/2" Use with side mounted spare	\$65.00	EA
7.0216	Front Fender Trim Strip Clip				
	C-1/2	1941-42 ALL MODELS		\$1.00	EA

Rear Fender

7.100	Rear Fender				
	+++++	1935-42 AVAILABLE FOR SOME MODELS		INQUIRE	
7.101	Rear Fender Gas Filler Lid				
	366332	1941-42 ALL MODELS	1/4" diameter hinge holes	INQUIRE	
	366334	1941-42 ALL MODELS	1/8" diameter hinge holes	INQUIRE	
	+++++	1941-47 CLIPPER, 1948-56 ALL MODELS	See group # 30.791	INQUIRE	
7.102	Rear Fender Gas Filler Bumper				
	357434	1941-42 ALL MODELS		\$2.50	EA
	+++++	1941-47 CLIPPER, 1948-56 ALL MODELS	See group # 30.7912	INQUIRE	
7.1026	Rear Fender Gas Filler Spring				
	357433	1941-42 ALL MODELS	Front	\$12.50	EA
	359625	1941-42 ALL MODELS	Rear	\$12.50	EA
	+++++	1941-47 CLIPPER, 1948-56 ALL MODELS	See group # 30.7918		
7.108	Rear Fender Skirt Kit				
	FENSKI6	1937 115	Includes skirts, hardware, seals, moldings, & replacement running board moldings	INQUIRE	
	FENSKI8	1935-37 120	Includes skirts, hardware, seals, emblems, moldings, & replacement running board moldings	INQUIRE	

1935 - 39 Junior • 1940-56 All



Order Toll Free: 800-472-2573
Discover-MasterCard-Visa

To view parts or illustrations, please visit our website.
www.packardparts.com

Info: 1-317-736-6233 • Fax: 1-317-736-6235

7.117	Fender Trim Moldings, Rear				
	366320	1941-42 ALL MODELS EXCEPT LEBARON BODIES	20 1/2"	\$65.00	EA
	361809	1941-42 ALL LEBARON BODIES	25"	\$65.00	EA
7.1175	Rear Fender Trim Strip Clip				
	C-1/2	1941-42 ALL MODELS		\$1.00	EA
Running Board					
7.200	Running Board				
	+++++	1935-42 AVAILABLE FOR SOME MODELS		INQUIRE	
7.206	Running Board Mat				
	+++++	SEE RUBBER CATALOG		INQUIRE	
	RBM38-40B	1938-40 110 & 120 MODELS		\$1,250.00	PR
7.207	Running Board Molding, Side				
	305220	1935-37 120 MODELS	88 1/2" X 1" offset ends	\$280.00	PR
	315155	1937 115 MODELS	83 1/2" X 1" offset ends	\$250.00	PR
	324379	1938-40 110 MODELS	89 3/4" X 1" offset ends	\$280.00	PR
	324380	1938-40 120 MODELS	94 1/2" X 1" offset ends	\$280.00	PR
	324381	1938-40 MODELS - 1601A, 1701A, 1801A, 1803A	127 1/2" X 1" offset ends	\$370.00	PR
	324382	1938-39 MODELS - 1602, 1702	115 1/2" X 1" offset ends	\$340.00	PR
	335320	1940 MODELS - 1803, 1806	95 3/4" X 1" offset ends; OEM, ribbed style	\$550.00	PR
	335320R	1940 MODELS - 1803, 1806	95 3/4" X 1" offset ends; repro, smooth style	\$280.00	PR
	341641	1940 MODELS - 1804, 1807	106" X 1" offset ends, OEM, ribbed style	\$650.00	PR
	341641R	1940 MODELS - 1804, 1807	106" X 1" offset ends, repro, smooth style	\$310.00	PR
	351053/4	1940 MODELS - 1805, 1808	OEM, ribbed style	\$550.00	PR
	351053/4	1940 MODELS - 1805, 1808	Repro, smooth style	\$280.00	PR
	364286	1941-42 ALL 110, 120, SU. 8, MODELS - 1903, 2003	60 5/8" X 1" pointed ends	\$190.00	PR
	364287	1941-42 SU. 8 MODELS - 1904-07, 2004-07	72" X 1" pointed ends	\$220.00	PR
	364288	1941-42 SU. 8 MODELS - 1905-08, 2005-08	82" X 1" pointed ends	\$250.00	PR
	364291	1941-42 110, 120, SU. 8 MODELS - 1903, 2003	64" X 1" pointed ends; Use w/ streamer boards	\$190.00	PR
	+++++	1941-47 CLIPPER, 1954-56 ALL MODELS	Rocker panel moldings; See group # 30.8135		
7.20701	Running Board Molding Clip				
	C-1	1935-42 ALL MODELS		\$1.00	EA
7.20702	Running Board Molding - Top				
	335322-7	1940 SU. 8 WITH 127" WHEEL BASE		INQUIRE	
	335322-9	1940 SU. 8 WITH 148" WHEEL BASE		INQUIRE	
	+++++	1941-42 SU. 8 MANY AVAILABLE MODELS		INQUIRE	
Group 9 FUEL					
Carburetor					
9.012	Accelerator Pedal				
	335464	1935-40 ALL MODELS EXCEPT 1940 SU. 8	Core charge=\$25	\$95.00	+ EXCH
	338324	1940 SU. 8	Core charge=\$25	\$95.00	+ EXCH
	362838	1941-42 ALL MODELS EXCEPT CLIPPER	Core charge=\$25	\$95.00	+ EXCH
	+++++	1941-47 CLIPPER, 1948-56 ALL MODELS	See group # 9.11355		
9.1001	Carburetor Assembly				
	+++++	1935-56 AVAILABLE FOR MOST MODELS	Rebuild service & some rebuilt units on shelf	INQUIRE	

Order Toll Free: 800-472-2573
Discover-MasterCard-Visa

To view parts or illustrations, please visit our website.
www.packardparts.com
Info: 1-317-736-6233 • Fax: 1-317-736-6235



9.1002 Carburetor Kit					
	2852	1935-42 120 MODELS	Stromberg EE-14 & EE-16	\$60.00	KIT
	1211	1937 120	Carter WDO Tag #366	\$50.00	KIT
	1215	1937-39 6 CYL.	Carter WA-1 Tag #359	\$45.00	KIT
	1207	1937-47 6 CYL.	Carter WA-1 Tag #477, 530	\$45.00	KIT
	2860	1940-42 6 CYL.	Stromberg BXOV, Stamped 10-39, 10-45, 10-46	\$45.00	KIT
	2854	1940 SU. 8 MODELS	Stromberg AAV-26, Stamped 10-40	\$60.00	KIT
	2856	1941-42 SU. 8 MODELS	Stromberg AAV-26, Stamped 10-44	\$60.00	KIT
	1201	1940-47 ALL SU. 8 MODELS; 1949-50 MODEL 2301	Carter WDO Tag #479, 531SA, 643, 644	\$50.00	KIT
	1201A	1941-42 120, 1941-47 CLIPPER STD. 8 MODELS	Carter WDO, Tag #478S, 512S	\$50.00	KIT
	1203	1949-54 WITH 2 BARREL	Carter WGD, Tag # 728, 767, 784, 928, 986, 2102	\$50.00	KIT
	1205	1953-56 WITH 4 BARREL	Carter WCFB Tag # 985, 2084, 2103, 2112, 2142, 2232, 2284,	\$55.00	KIT
	1213	1956 WITH 2 BARREL	Carter WGD, Tag #2393	\$50.00	KIT
	1218	1955 ALL WITH 4 BARREL EXCEPT MODEL 5588	Rochester 4 GC Tag #7007230	\$55.00	KIT
	1218A	1955 MODEL 5588	Rochester 4 GC Tag #7008230, 7008231 Front & rear	\$55.00	KIT
	1220	1956 WITH 4 BARREL EXCEPT MODEL 5697, 5699	Rochester 4 GC Tag #7008610	\$55.00	KIT
	1220A	1956 MODEL 5697, 5699	Rochester 4GC Tag #7009600, 7009601 Front & rear	\$55.00	KIT
9.1015 Carburetor Base Gasket					
	316361	1937-39 6 CYL. MODELS	1 Barrel	\$5.00	EA
	338267	1935-42 120, 1941-47 CLIPPER STD. 8 MODELS	2 Barrel	\$5.00	EA
	348465	1940-50 SU. 8 & CU. 8, 1948-54 ALL, 1956 5640 MODELS	2 Barrel	\$5.00	EA
	362257	1940-47 ALL 6 CYL. MODELS	1 Barrel	\$5.00	EA
	443274	1953-54 ALL MODELS	4 Barrel	\$5.00	EA
	440613	1955-56 ALL MODELS	4 Barrel	\$5.00	EA
9.106 Choke Heat Chamber Cover					
	335192	1937-40 MODEL 120		\$45.00	EA
9.108 Choke Heat Chamber					
	302894	1935-38 ALL 120 MODELS	Inner	\$30.00	EA
9.1095 Automatic Choke Tube Insulation					
	440998	1935-56 ALL MODELS	Specify length required	\$10.00	FT
9.110 Fuel Filter Assembly					
	351515	1935-47 ALL MODELS		\$125.00	EA
	455562	1948-54 ALL MODELS		\$125.00	EA
	440792	1955-56 MODELS		\$125.00	EA
9.1102 Fuel Filter Bowl					
	351515B	1935-47 ALL MODELS		\$35.00	EA
	455562B	1948-54 ALL MODELS		\$35.00	EA
	6484041	1955-56 ALL MODELS		\$35.00	EA
9.11023 Fuel Filter Element					
	351515E	1935-47 ALL MODELS		\$45.00	EA
	455562E	1948-54 ALL MODELS		\$45.00	EA
	6484042	1955-56 ALL MODELS		\$45.00	EA
9.11027 Fuel Filter Gasket					
	351515G	1935-47 ALL MODELS		\$5.00	EA
	455562G	1948-54 ALL MODELS		\$5.00	EA
	6484040G	1955-56 ALL MODELS		\$5.00	EA
9.1115 Carburetor Heat Shield					
	327601	1938 110 MODELS		INQUIRE	
	335587	1939 110 MODELS		INQUIRE	
	364719	1941 SU. 8 MODELS		INQUIRE	
	378405	1942-47 SU. 8, 1948-50 CU. 8 MODELS		INQUIRE	
	455679	1954 ALL WITH 4 BARREL MODELS		INQUIRE	

1935 - 39 Junior • 1940-56 All



Order Toll Free: 800-472-2573
Discover-MasterCard-Visa

To view parts or illustrations, please visit our website.
www.packardparts.com
Info: 1-317-736-6233 • Fax: 1-317-736-6235

9.113 Carburetor Base Insulator					
	302645	1935-42 120, 1941-47 CLIPPER STD. 8 MODELS	2 Barrel	\$65.00	EA
	327594	1938-39 110 MODELS	1 Barrel	\$65.00	EA
	341593	1940-47 SU. 8, 1948-54 ALL MODELS	2 Barrel	\$65.00	EA
	362257I	1940-47 ALL 6 CYL. MODELS	Insulator	\$65.00	EA
	443275	1953-54 ALL MODELS	4 Barrel	\$65.00	EA
9.1131 Miscellaneous Carburetor Components					
	+++++	1935-56 AVAILABLE FOR MANY MODELS	Many items such as choke springs, floats, metering rods, needle & seat, accelerator pumps, starter switches, and other common wear items available	INQUIRE	
<i>Air Cleaner</i>					
9.102 Air Cleaner Assembly					
	+++++	1935-56 AVAILABLE FOR MANY MODELS		INQUIRE	
9.1034 Air Cleaner Brace					
	+++++	1935-56 AVAILABLE FOR MANY MODELS		INQUIRE	
<i>Accelerator</i>					
9.11355 Accelerator Pedal					
	+++++	1935-42 ALL MODELS EXCEPT CLIPPER	See group # 9.012		
	362838	1941-47 CLIPPER, 1948-52 ALL MODELS	Core charge=\$25	\$95.00	EA
	446178	1953-54 CLIPPER, 1955 CLIPPER MODEL 5540		\$75.00	EA
	446276	1953-54 ALL MODELS EXCEPT CLIPPER, 1955 ALL MODELS EXCEPT 5540		INQUIRE	
	6480498	1956 ALL MODELS		\$55.00	EA
9.11367 Accelerator Push Rod Boot					
	338580	1935-47 ALL MODELS		\$15.00	EA
	418850R	1948-56 ALL MODELS	Replacement style	\$40.00	EA
<i>Fuel Pump</i>					
9.200 Fuel Pump Assembly					
	475	1935 120 MODELS	Gaskets Included; Single action; Core charge=\$125	\$125.00	+ EXCH
	476	1936 120 MODELS	Gaskets Included; Double action; Core charge=\$150	\$150.00	+ EXCH
	508	1937-39 110 & 120, 1940 SU.8, 1948-50 ALL EXCEPT CU. 8 MODELS	Gaskets Included; Double action; Core charge=\$150	\$150.00	+ EXCH
	524	1940-47 ALL 6 CYL. MODELS	Gaskets Included; Single action; Core charge=\$125	\$125.00	+ EXCH
	525	1940-47 ALL 8 CYL. EXCEPT SU. 8 MODELS	Gaskets Included; Single action; Core charge=\$125	\$125.00	+ EXCH
	537	1941 SU. 8 EXCEPT CLIPPER MODELS	Gaskets Included; Double action; Core charge=\$150	\$150.00	+ EXCH
	545	1942-47 CLIPPER SU. 8, 1942 PACKARD SU. 8 MODELS	Gaskets Included; Single action; Core charge=\$125	\$125.00	+ EXCH
	9116	1948-50 CUSTOM 8	Gaskets Included; Double action; Core charge=\$150	\$150.00	+ EXCH
	9920	1951-52 ALL MODELS, 1953-54 ALL EXCEPT CLIPPER MODELS	Gaskets Included; A.C. type double action; Core charge=\$150	\$150.00	+ EXCH
	2049	1953-54 CLIPPER MODELS	Gaskets Included; Carter type double action; Core charge=\$150	\$150.00	+ EXCH
	2198	1955-56 SOME MODELS	Gaskets Included; Carter type single action; Core charge=\$125	\$125.00	+ EXCH
	4299	1955-56 SOME MODELS	Gaskets Included; A.C. type single action; Core charge=\$125	\$125.00	+ EXCH
9.20001 Electric Fuel Pump Kit					
	EFP6V	1935-54 ALL MODELS	Includes control switch	\$125.00	KIT
	EFP12V	1955-56 ALL MODELS	Includes control switch	\$125.00	KIT

1935 - 39 Junior • 1940-56 All

Order Toll Free: 800-472-2573
Discover-MasterCard-Visa

To view parts or illustrations, please visit our website.
www.packardparts.com
Info: 1-317-736-6233 • Fax: 1-317-736-6235



9.2001 Fuel Pump Kit					
	98727	1935 120 MODELS		\$70.00	KIT
	98729	1936 120 MODELS	Double action	\$90.00	KIT
	98730	1937-39 110,120, 1940-42 SU. 8, 1948-50 ALL MODELS	Double action	\$90.00	KIT
	351072	1940-47 ALL 6 CYL. MODELS	Single action	\$70.00	KIT
	351074	1940-42 120, 1942-47 CLIPPER STD. 8 & SU. 8 MODELS	Single action	\$70.00	KIT
	436146	1951-52 ALL MODELS, 1953-54 ALL EXCEPT CLIPPER MODELS	A/C type pump; Double action	\$90.00	KIT
	436965	1953-54 CLIPPER MODELS	Carter type pump; Double action	\$90.00	KIT
	6484039	1955-56 SOME MODELS	Carter type pump; Single action	\$70.00	KIT
	4299K	1955-56 SOME MODELS	A/C type pump; Single action	\$70.00	KIT
9.201 Fuel Pump Insulator Bushing & Washer Set					
	324771K	1938-54 ALL MODELS		\$15.00	SET
9.2035 Fuel Pump Heat Shield					
	364639	1941-47 ALL 6 CYL. MODELS		INQUIRE	
	364640	1941-42 120, 1941 CLIPPER MODELS		INQUIRE	
	364641	1941-47 ALL SU. 8 MODELS		INQUIRE	
	377343	1946-47 CLIPPER STD. 8 MODELS		INQUIRE	
	389677	1948-50 ALL EXCEPT CU. 8 MODELS		INQUIRE	
	395817	1948-50 ALL CU. 8 MODELS		INQUIRE	
	426758	1951-54 ALL MODELS		INQUIRE	
9.406 Fuel Pump Inlet Hose					
	302997	1935-36 120 MODELS		\$30.00	EA
	367197	1937-47 ALL MODELS, 1948-50 ALL EXCEPT MODEL 2332		\$30.00	EA
	419417	1949-50 MODEL 2332		\$30.00	EA
	419506	1951-56 ALL MODELS		\$30.00	EA
Gas Tank					
9.300 Gas Tank - Restored Lifetime* Warranty					
	+++++	1935-56 AVAILABLE FOR MOST MODELS	Rebuild service available	INQUIRE	
*Lifetime Warranty Applies To Purchaser, (Not Transferable) Of Tank That Has Internal & External Coating Only.					
9.301 Gas Tank Inlet					
	+++++	1935-40 AVAILABLE FOR MANY MODELS		INQUIRE	
9.302 Gas Cap					
	304774	1935-40 ALL MODELS		INQUIRE	
	358055	1941-42 ALL EXCEPT CLIPPER MODELS		\$35.00	EA
	412376	1941-47 ALL CLIPPER, 1948-50 ALL MODELS, 1951-54 HENNEY	Inside locking tab	\$35.00	EA
	433189	1951-56 ALL MODELS EXCEPT 1951-54 HENNEY	Outside locking tab; original type	\$50.00	EA
	433189R	1951-56 ALL MODELS EXCEPT 1951-54 HENNEY	Outside locking tab; replacement type	\$35.00	EA
9.3045 Gas Tank Filler Neck/Vent Tube Hose					
	304217	1935-36 120 MODELS	Filler neck	\$25.00	EA
	232487	1937-40 ALL MODELS	Filler neck	\$25.00	EA
	426235	1951 ALL MODELS	Vent, 1/2" I.D.	\$5.00	EA
	443138	1952-56 ALL MODELS	Vent, 3/4" I.D.	\$5.00	EA
9.3046 Gas Tank Inlet Hose Clamp					
	304218	1935-40 ALL MODELS		\$25.00	PR
	426243	1951 ALL MODELS	For 1/2" vent hose	\$5.00	EA
	443140	1952-56 ALL MODELS	For 3/4" vent hose	\$5.00	EA
9.3051 Gas Tank Inlet To Fender Grommet					
	315589	1935-40 ALL MODELS		\$54.99	EA

1935 - 39 Junior • 1940-56 All



Order Toll Free: 800-472-2573
Discover-MasterCard-Visa

To view parts or illustrations, please visit our website.
www.packardparts.com
Info: 1-317-736-6233 • Fax: 1-317-736-6235

9.306	Gas Tank Strap				
	303452	1935-36 120		\$45.00	PR
	315635	1937-42 ALL 8 CYL. EXCEPT CLIPPER MODELS		\$45.00	PR
	315643	1937-42 ALL 6 CYL. EXCEPT CLIPPER MODELS		\$45.00	PR
	373471	1941-47 CLIPPER SIX & STD 8, 1948-50 MODELS STD. 8		\$45.00	PR
	371153	1942-47 CLIPPER SU.8, 1948-50 SU 8 & CU 8 MODELS		\$45.00	PR
	426216	1951-56 ALL MODELS		\$55.00	PR
9.307	Gas Tank Strap Anti-Squeak				
	GTSI	1935-56 ALL MODELS		\$10.00	PR
9.308	Gas Tank Support T-Bolt				
	300997	1935-50 ALL MODELS		\$20.00	EA
	426217	1951-56 ALL MODELS		\$20.00	EA

Group 10 INSTRUMENTS

Ash Tray

10.001 Ash Tray

+++++	1935-56 AVAILABLE FOR MANY MODELS		INQUIRE	
-------	-----------------------------------	--	---------	--

10.006 Ash Tray Handle

+++++	1940-47 AVAILABLE FOR MANY MODELS		INQUIRE	
-------	-----------------------------------	--	---------	--

10.008 Ash Tray Knob

+++++	1935-39, 1948-56 AVAILABLE FOR MANY MODELS		INQUIRE	
-------	--	--	---------	--

Glove Box

10.021 Glove Box Insert (Flock Lined Cardboard)

GB1935J	ALL JUNIOR MODELS		\$125.00	EA
GB1936J	ALL JUNIOR MODELS		\$125.00	EA
GB1937J	ALL JUNIOR MODELS		\$125.00	EA
GB1939J	ALL JUNIOR MODELS		\$125.00	EA
GB1940	ALL MODELS		\$125.00	EA
GB1941	ALL PACKARD MODELS		\$125.00	EA
GB1941-47	CLIPPER MODELS		\$125.00	EA
GB1942	ALL PACKARD MODELS		\$125.00	EA
GB1948	ALL MODELS		\$125.00	EA
GB1949	ALL MODELS		\$125.00	EA
GB1950	ALL MODELS		\$125.00	EA
GB1955	ALL MODELS W/OUT AIR CONDITIONING		\$125.00	EA
GB1955AC	ALL MODELS W/ AIR CONDITIONING		\$125.00	EA
GB1956	ALL MODELS W/OUT AIR CONDITIONING		\$125.00	EA
GB1956AC	ALL MODELS W/ AIR CONDITIONING		\$125.00	EA

10.028 Glove Box Lock Cylinder

385534	1942-47 ALL CLIPPER MODELS, 1948-50 ALL EXCEPT MODEL 2206	See also group # 10.033	\$50.00	EA
458964	1955-56 ALL MODELS	See also group # 10.033	\$50.00	EA

10.029 Glove Box Door Knob

220878	1935-36 120 MODELS		\$125.00	EA
312782	1937-39 ALL MODELS, 1940 SU. 8 MODELS 1806-07-08	Key locking type	\$145.00	EA
353282	1940 ALL EXCEPT MODELS 1806-27-08	Key locking type	\$145.00	EA

10.0305 Glove Box Door Lock Key Blank

458062	1935-56 ALL MODELS	Reproduction "Packard Motor Car Co., Detroit" block lettered hex key	\$10.00	EA
--------	--------------------	--	---------	----

10.033 Glove Box Door Lock Cylinder

333363	1937-40 ALL MODELS		\$65.00	EA
--------	--------------------	--	---------	----

10.03055 Glove Box Lock Assembly

367112	1941-42 ALL EXCEPT CLIPPER MODELS		\$125.00	EA
349422	1942-47 ALL CLIPPER MODELS	Push button lock	\$125.00	EA
399699	1948-49 MODELS 2206-13-22-26-33		\$95.00	EA
401450A	1948-50 ALL MODELS EXCEPT 2206-13-22-26-33		\$125.00	EA
458965	1955-56 ALL MODELS		\$65.00	EA

10.038 Glove Box Door Medallion (Clock Delete)

315647	1937 120 MODELS		INQUIRE	
315729	1937 115 MODELS		INQUIRE	
325633	1938 ALL MODELS		INQUIRE	
331982	1939 ALL MODELS		INQUIRE	

10.04452 Glove Box Light Assembly

405123	1948-49 ALL 22ND SERIES MODELS		\$40.00	EA
416165	1949-50 ALL 23RD SERIES MODELS		\$40.00	EA
416289	1951-54 ALL MODELS		\$35.00	EA

10.04453 Glove Box Light Bulb

55	1948-54 ALL MODELS		\$2.50	EA
57	1955-56 ALL MODELS		\$2.50	EA

10.044563 Glove Box Drawer Lock Assembly

436207	1951-54 ALL MODELS		\$65.00	EA
--------	--------------------	--	---------	----

1935 - 39 Junior • 1940-56 All

Order Toll Free: 800-472-2573

Discover-MasterCard-Visa

To view parts or illustrations, please visit our website.

www.packardparts.com

Info: 1-317-736-6233 • Fax: 1-317-736-6235



10.044564	Glove Box Drawer Lock Cylinder				
	436208	1951-54 ALL MODELS		\$50.00	EA
10.04454	Glove Box Light Switch Assembly				
	439996	1955 ALL MODELS		\$35.00	EA
	6480881	1956 ALL MODELS		\$35.00	EA
10.044565	Glove Box Drawer Lock Key Blank				
	458062	1935-56 ALL MODELS	Reproduction "Packard Motor Car Co., Detroit" block lettered hex key	\$10.00	EA
10.04457	Glove Box Drawer Name Plate				
	422519	1951-52 ALL MODELS	"Packard"	\$125.00	EA
	448031	1953-54 CLIPPER MODELS	"Clipper"	\$75.00	EA
	444334	1953-54 MODELS 2602-06-13-26-31,5402-13-31	"Packard"; Chrome; 4"	\$55.00	EA
	444866	1953 MODEL 2606	"400"	\$40.00	EA
	448889	1954 MODELS 5406-26	"Patrician"	\$45.00	EA
10.066	Oil Gauge				
	+++++	1935-40 MODELS	Rebuild service available	INQUIRE	
10.0483	Switch Knobs				
	+++++	1935-56 AVAILABLE FOR MANY MODELS	"Fog Light"	INQUIRE	
	+++++	1935-56 AVAILABLE FOR MANY MODELS	"Defroster"	INQUIRE	
	+++++	1935-56 AVAILABLE FOR MANY MODELS	"Heater"	INQUIRE	
	+++++	1935-56 AVAILABLE FOR MANY MODELS	"Fresh Air"	INQUIRE	
	+++++	1935-56 AVAILABLE FOR MANY MODELS	"Cigar Litr"; See group # 4.01041	INQUIRE	
	+++++	1935-56 AVAILABLE FOR MANY MODELS	"Electromatic"; See group # 4.0566	INQUIRE	
	+++++	1935-56 AVAILABLE FOR MANY MODELS	"Instruments"; See group # 4.06208	INQUIRE	
	+++++	1935-56 AVAILABLE FOR MANY MODELS	"Headlight"; See group # 4.1337	INQUIRE	
	+++++	1935-56 AVAILABLE FOR MANY MODELS	"Map Light"; See group # 4.1513	INQUIRE	
10.0580	Dash Panel Script Plate				
	385339	1942-46 CLIPPER MODELS		INQUIRE	
10.087	Instrument Board Radio Delete Plate				
	+++++	1938-50 AVAILABLE FOR MANY MODELS		INQUIRE	
	439028	1951-54 ALL MODELS		INQUIRE	
	439981	1955-56 ALL MODELS		INQUIRE	
10.00028	Instrument Board Emblem				
	466783	1955-56 ALL EXCEPT CLIPPER MODELS	Packard crest	\$65.00	EA
10.00029	Instrument Board Emblem Trim Plate				
	466784	1955-56 ALL EXCEPT CLIPPER MODELS		\$20.00	EA
10.0004	Instrument Board Name Plate				
	466778	1955-56 ALL CLIPPER MODELS	"Clipper"	INQUIRE	
	466779	1955-56 MODELS 5522, 5622	"Deluxe"	INQUIRE	
	466780	1955-56 MODELS 5542-47, 5642-47	"Super"	INQUIRE	
	466781	1955-56 MODELS 5562-67, 5662-67	"Custom"	INQUIRE	
	466785	1955-56 ALL EXCEPT CLIPPER MODELS	"Packard"	INQUIRE	
10.0005	Instrument Board Ornament Assembly				
	466786	1955-56 ALL CLIPPER MODELS	Helmswheel	\$75.00	EA
10.0006	Instrument Board Ornament Insert				
	466802	1955-56 ALL CLIPPER MODELS	Red plastic hex	\$25.00	EA
10.0007	Instrument Board Ornament				
	466768	1955-56 ALL EXCEPT CLIPPER MODELS	"V"	INQUIRE	EA
10.0913	Temperature Gauge				
	+++++	1935-37 MODELS	Rebuild service available	INQUIRE	
10.0915	Temperature Gauge				
	+++++	1938-47 MODELS	Rebuild service available	INQUIRE	
10.100	Speedometer				
	+++++	1935-56 MODELS	Rebuild service available	INQUIRE	
4.1700	Speedometer Light Bulb				
	51	1937 115 MODELS		\$2.00	EA
	55	1937 120, 1938-42 ALL EXCEPT CLIPPER MODELS		\$2.50	EA
10.110	Speedometer Dial				
	+++++	1935-50 AVAILABLE FOR MANY MODELS		INQUIRE	
	474076	1955 CLIPPER MODELS	MPH	\$95.00	EA
	6484342	1956 CLIPPER & EXECUTIVE MODELS	MPH	\$95.00	EA

1935 - 39 Junior • 1940-56 All



Order Toll Free: 800-472-2573
Discover-MasterCard-Visa

To view parts or illustrations, please visit our website.
www.packardparts.com
Info: 1-317-736-6233 • Fax: 1-317-736-6235

10.116	Speedometer Glass				
	410906	1951-53 ALL MODELS, 1954 CLIPPER MODELS		\$20.00	EA
	458076	1954 ALL EXCEPT CLIPPER MODELS		\$20.00	EA
	474112	1955-56 ALL EXCEPT CLIPPER MODELS		\$20.00	EA
10.127	Speedometer Cable & Shaft Assembly				
	300629	1935-36 120 MODELS		\$95.00	EA
	315765	1937 115, 120 MODELS		\$95.00	EA
	326520	1938-41 ALL W/O O.D. MODELS		\$95.00	EA
	333695	1939 W/ O.D.		\$95.00	EA
	347535	1940-42 ALL MODELS EXCEPT CLIPPER W/ O.D., 1948-50 ALL MODELS W/ O.D.		\$95.00	EA
	373737	1941-47 CLIPPER W/ O.D.		\$95.00	EA
	373829	1941 CLIPPER W/O O.D.		\$95.00	EA
	378331	1946-47 CLIPPER W/O O.D.		\$95.00	EA
	403088	1948-50 W/O O.D.		\$95.00	EA
	421081	1951-53 W/ ULTRAMATIC, 1954 W/ NGS ULTRAMATIC		\$95.00	EA
	426110	1951-54 W/O O.D.		\$95.00	EA
	426111	1951-54 W/ O.D.		\$95.00	EA
	433543	1954 W/ G.S. ULTRA		INQUIRE	
	465482	1955-56 W/O ULTRA		\$95.00	EA
	6421081	1955-56 W/ ULTRA		\$95.00	EA

Group 11 RADIATOR

11.001	Radiator Cap				
	300593	1935-39 110, 120 MODELS	0#	\$40.00	EA
	348704	1940 110 & 120 MODELS	0#	\$25.00	EA
	351095	1940-41 SU. 8	7#	\$40.00	EA
	377265	1942-47 ALL MODELS; 1941 110 & 120 MODELS; 1941 CLIPPER	7#	\$45.00	EA
	446222	1948-52 ALL MODELS	7#	\$45.00	EA
	446546	1953-54 ALL MODELS	9#	\$45.00	EA
	465815	1955-56 ALL MODELS	12#	\$45.00	EA
11.003	Radiator Assembly				
	+++++	1935-56 AVAILABLE FOR MANY MODELS		INQUIRE	
11.0123	Radiator Hose Clamp				
	HC-11/2	1935-37 ALL MODELS	1 1/2", Double wire type	\$7.50	EA
	HC-13/4	1938-56 ALL MODELS	1 3/4", Double wire type	\$5.00	EA
	426013	1951-54 ALL MODELS	Corbin type	\$7.50	EA
	473183	1955-56 ALL MODELS	Corbin type	\$7.50	EA
11.0125	Radiator Hose & Clamp Kit				
	RHS107	1935-37 ALL MODELS		\$50.00	KIT
	RHS106	1938-40 ALL MODELS		\$50.00	KIT
	RHS105	1941-50 ALL MODELS		\$50.00	KIT
	RHS104	1951-54 ALL MODELS	With std. & O.D.	\$60.00	KIT
	RHS103	1951-54 ALL MODELS	With ultramatic	\$50.00	KIT
	RHS102	1955-56 ALL MODELS	With std. & O.D.	\$60.00	KIT
	RHS101	1955-56 ALL MODELS	With ultramatic	\$50.00	KIT
11.013	Radiator Outlet Elbow				
	302199	1935-37 ALL MODELS		\$45.00	EA
	324171	1938-42 110, 120 MODELS		\$45.00	EA
	341691	1940-47 ALL SU. 8 EXCEPT MODEL 2126		\$45.00	EA
	377517	1942-47 CLIPPER SIX MODELS		\$45.00	EA
	379080	1942-47 CLIPPER STD. 8 MODELS		\$45.00	EA
	371123	1941 CLIPPER MODELS		\$45.00	EA
	387500	1946-47 MODEL 2126		\$45.00	EA
	389599	1948-50 ALL EXCEPT CU. 8 MODELS		\$45.00	EA
	389598	1948-50 CU. 8 MODELS		\$45.00	EA
	395353	1948-50 HENNEY MODELS		\$45.00	EA
	395282	1948-50 6 CYL. MODELS		\$45.00	EA
11.104	Radiator Grille Shell Ornament				
	+++++	1935-40 AVAILABLE FOR MANY MODELS		INQUIRE	
11.10401	Radiator Grille Shell Ornament Glass Wing				
	341071G	1939-40 SOME MODELS	Use with Winged Girl	\$175.00	EA

Order Toll Free: 800-472-2573
Discover-MasterCard-Visa

To view parts or illustrations, please visit our website.
www.packardparts.com
Info: 1-317-736-6233 • Fax: 1-317-736-6235



11.203	Radiator Grille Shutter Rivet Set				
	RSR101	1938-39 110, 120, 1940-42 SU. 8 EXCEPT CLIPPER	20 piece set	\$15.00	SET
11.223	Radiator Thermostat Sylphon Gasket				
	324226	1938-39 110, 120, 1940-42 SU. 8 EXCEPT CLIPPER		\$5.00	EA
11.224	Radiator Thermostat Sylphon Unit				
	223131	1938-39 110, 120, 1940-42 SU. 8 EXCEPT CLIPPER	Includes # 324226 gasket	\$425.00	+ EXCH
11.302	Radiator Grille Bar Set				
	GBS1940-42	1940-42 ALL 110, 120 MODELS	18 pc. Set, Stainless	\$500.00	SET

Group 12 REAR AXLE

Differential

12.000	Differential Bearing				
	205684	1935-36 120 MODELS		\$95.00	EA
	311992	1937-47 ALL MODELS, 1942-47 SU. 8, 1948-50 CU. 8 MODELS		\$95.00	EA
	348642	1942-47 CLIPPER SIX & STD. 8, 1948-50 ALL EXCEPT CU. 8, 1951-52 ALL MODELS		\$65.00	EA
	436581	1953-55 ALL MODELS		\$65.00	EA
	6484102	1956 ALL MODELS	Cone	\$40.00	EA
	6484103	1956 ALL EXCEPT CLIPPER MODELS	Cup	\$35.00	EA
	6484145	1956 CLIPPER MODELS	Cup	\$35.00	EA
12.001	Differential Carrier Drain Plug				
	6099	1935-47 ALL MODELS		\$5.00	EA
	G-103880	1948-52 ALL MODELS		\$5.00	EA
12.003	Differential Case Gasket				
	323010	1935-39 ALL MODELS, 1940-42 120, 1940-47 SU. 8, 1948-50 CU. 8 MODELS		\$15.00	EA
	334889	1940-42 110, 1942-47 CLIPPER SIX & STD. 8, 1948-50 ALL EXCEPT CU. 8, 1951-52 ALL MODELS		\$15.00	EA
	+++++	1953-55 ALL MODELS	See group # 12.0035		
	+++++	1956 ALL MODELS	See group # 12.0234		
12.0035	Differential To Case Seal				
	443649	1953-55 ALL MODELS		\$20.00	EA
12.005	Ring & Pinion				
	+++++	1935-56 AVAILABLE FOR MANY MODELS		INQUIRE	
12.0105	Pinion Bearing				
	300894	1935-36 120 MODELS	Front	INQUIRE	
	300895	1935-36 120 MODELS	Rear	INQUIRE	
	311990	1937-39 ALL MODELS, 1940-41 ALL 8 CYL., 1941 CLIPPER, 1942-47 SU. 8, 1948-50 CU. 8 MODELS	Front	\$95.00	EA
	311991	1937-39 ALL MODELS, 1940-42 120, 1940-41 ALL 8 CYL. EXCEPT 1941 CLIPPER MODELS	Rear	\$200.00	EA
	387799	1941 CLIPPER, 1942-47 CLIPPER SU. 8, 1948-50 CU. 8 MODELS	Rear	\$200.00	EA
	348643	1940-47 ALL 6 CYL., 1948-50 ALL EXCEPT CU. 8, 1951-52 ALL MODELS	Front	\$75.00	EA
	348644	1940-42 110 MODELS	Rear	\$125.00	EA
	387798	1942-47 CLIPPER SIX & STD 8, 1948-50 ALL EXCEPT CU. 8, 1951-52 ALL MODELS	Rear	\$125.00	EA
	436582	1953-55 ALL MODELS	Front	\$75.00	EA
	434855	1953-55 ALL MODELS	Rear, 25 degrees	\$125.00	EA
	446227	1953-55 ALL MODELS	Rear, 40 degrees	\$125.00	EA
	6484084	1956 ALL MODELS	Cone, Inner	\$75.00	EA
	6484085	1956 ALL MODELS	Cup, Inner	\$50.00	EA
	6484090	1956 ALL MODELS	Cone, Outer	\$75.00	EA
	6484091	1956 ALL MODELS	Cup, Outer	\$50.00	EA
12.011	Pinion Crush Sleeve				
	300936	1935-36 120 MODELS		INQUIRE	
	311915	1937-39 ALL MODELS		INQUIRE	
	347051	1940-47 ALL 6 CYL., 1948-50 ALL EXCEPT CU. 8, 1951-52 ALL MODELS		\$50.00	EA
	341792	1940-47 ALL 8 CYL., 1948-50 CU. 8 MODELS		\$50.00	EA
	434856	1953-54 ALL MODELS	25 degrees	\$50.00	EA
	446087	1953-54 ALL MODELS	40 degrees	\$50.00	EA
	455671	1955 ALL MODELS		\$50.00	EA

1935 - 39 Junior • 1940-56 All



Order Toll Free: 800-472-2573
Discover-MasterCard-Visa

To view parts or illustrations, please visit our website.
www.packardparts.com
Info: 1-317-736-6233 • Fax: 1-317-736-6235

12.0234	Axle Case Cover Gasket				
	6484127	1956 CLIPPER & EXECUTIVE MODELS		\$15.00	EA
	6484078	1956 ALL EXCEPT CLIPPER & EXECUTIVE MODELS		\$15.00	EA
12.029	Axle Shaft				
	316674	1935-37 120, 115 MODELS		INQUIRE	
	323143	1938-39 ALL MODELS, 1940-42 120, 1941 CLIPPER, 1940-42 SU. 8 MODELS 03-04-06-07, 1942-47 CLIPPER SU. 8, 1948-50 CU. 8 MODELS		INQUIRE	
	338693	1940-42 SU. 8 MODELS 05-08		INQUIRE	
	340110	1940-42 110, 1942-47 CLIPPER SIX & STD. 8, 1948-50 ALL MODELS EXCEPT CU. 8, 1951-52 ALL MODELS		INQUIRE	
	446395	1953-54 ALL EXCEPT MODEL 5400-01, 1955 ALL EXCEPT CLIPPER MODELS		INQUIRE	
	446802	1954 MODEL 5400-01-11, 1955 CLIPPER MODELS		INQUIRE	
	6484106	1956 ALL EXCEPT CLIPPER MODELS		INQUIRE	
	6484217	1956 CLIPPER MODELS		INQUIRE	
12.02902	Axle Shaft Nut				
	303913	1935-39 ALL MODELS, 1941-42 120, 1941 CLIPPER, 1940-47 ALL SU. 8, 1948-50 CU. 8, 1953-54 ALL EXCEPT 5400-01, 1955 ALL EXCEPT CLIPPER MODELS		\$15.00	EA
	351531	1940-42 110, 1942-47 CLIPPER SIX & STD. 8, 1948-50 ALL EXCEPT CU. 8, 1951-52 ALL MODELS, 1954 MODELS 5400-01, 1955 CLIPPER MODELS		\$15.00	EA
12.0295	Axle Shaft Bearing				
	304688	1935-37 ALL MODELS		\$195.00	EA
	324946	1938-39 ALL MODELS, 1940-42 120, 1941 CLIPPER, 1940-42 SU. 8 MODELS 03-04-06-07, 1942-47 CLIPPER SU. 8, 1948-50 CU. 8, 1953-54 ALL EXCEPT 5400-01, 1955 ALL EXCEPT CLIPPER MODELS		\$115.00	EA
	324947	1940-42 SU. 8 MODELS 05-08		\$75.00	EA
	348645	1940-42 110, 1942-47 CLIPPER SIX & STD. 8, 1948-50 ALL EXCEPT CU. 8, 1951-52 ALL, 1954 MODELS 5400-01, 1955 CLIPPER		\$75.00	EA
	6484107	1956 ALL MODELS		\$75.00	EA
12.0313	Axle Seal Kit				
	379823	1938-39 110, 1938-42 120, 1941 CLIPPER, 1940-42 SU. 8 MODELS 03-04-06-07, 1942-47 CLIPPER SU. 8, 1948-50 CU. 8 MODELS	Includes inner & outer seals, nut seals, & gaskets; 2 wheels	\$95.00	KIT
	379822	1940-42 110, 1942-47 CLIPPER SIX & STD. 8, 1948-50 ALL EXCEPT CU. 8, 1951-52 ALL, 1954 CLIPPER MODELS 5400-01, 5411 WITH 11" BRAKES, 1955 CLIPPER	Includes inner & outer seals, nut seals, & gaskets; 2 wheels	\$95.00	KIT
	379824	1940-42 SU.8 MODELS 05-08	Includes inner & outer seals, nut seals, & gaskets; 2 wheels	\$95.00	KIT
	436584	1953-54 ALL (EXCEPT MODEL 5400-01), 5411 WITH 12" BRAKES, 1955 ALL EXCEPT CLIPPER MODELS	Includes inner & outer seals, nut seals, & gaskets; 2 wheels	\$95.00	KIT
12.0315	Axle Seal				
	323135	1935-37 ALL MODELS	Uses inner only	\$25.00	EA
	6484109	1956 ALL MODELS	Uses inner only	\$20.00	EA
12.034	Axle Shaft Bearing Shim				
	+++++	1935-56 AVAILABLE FOR MANY MODELS		INQUIRE	
12.0340	Axle Shaft Key				
	197130	1935-39 ALL MODELS, 1941-42 120, 1941 CLIPPER, 1940-47 ALL SU. 8, 1948-50 CU. 8, 1953-54 ALL EXCEPT 5400-01, 1955 ALL EXCEPT CLIPPER MODELS		\$10.00	EA
	334921	1940-42 110, 1942-47 CLIPPER SIX & STD. 8, 1948-50 ALL EXCEPT CU. 8, 1951-52 ALL, 1954 MODELS 5400-01, 1955 CLIPPER		\$10.00	EA
12.035	Thrust Block				
	323133	1938-42 ALL EXCEPT 1800-1900		\$45.00	EA
	351858	1940-41 ALL 1800-1900		\$45.00	EA

Order Toll Free: 800-472-2573
Discover-MasterCard-Visa

To view parts or illustrations, please visit our website.
www.packardparts.com
Info: 1-317-736-6233 • Fax: 1-317-736-6235



12.0234	Axle Case Cover Gasket				
	6484127	1956 CLIPPER & EXECUTIVE MODELS		\$15.00	EA
	6484078	1956 ALL EXCEPT CLIPPER & EXECUTIVE MODELS		\$15.00	EA
12.029	Axle Shaft				
	316674	1935-37 120, 115 MODELS		INQUIRE	
	323143	1938-39 ALL MODELS, 1940-42 120, 1941 CLIPPER, 1940-42 SU. 8 MODELS 03-04-06-07, 1942-47 CLIPPER SU. 8, 1948-50 CU. 8 MODELS		INQUIRE	
	338693	1940-42 SU. 8 MODELS 05-08		INQUIRE	
	340110	1940-42 110, 1942-47 CLIPPER SIX & STD. 8, 1948-50 ALL MODELS EXCEPT CU. 8, 1951-52 ALL MODELS		INQUIRE	
	446395	1953-54 ALL EXCEPT MODEL 5400-01, 1955 ALL EXCEPT CLIPPER MODELS		INQUIRE	
	446802	1954 MODEL 5400-01-11, 1955 CLIPPER MODELS		INQUIRE	
	6484106	1956 ALL EXCEPT CLIPPER MODELS		INQUIRE	
	6484217	1956 CLIPPER MODELS		INQUIRE	
12.02902	Axle Shaft Nut				
	303913	1935-39 ALL MODELS, 1941-42 120, 1941 CLIPPER, 1940-47 ALL SU. 8, 1948-50 CU. 8, 1953-54 ALL EXCEPT 5400-01, 1955 ALL EXCEPT CLIPPER MODELS		\$15.00	EA
	351531	1940-42 110, 1942-47 CLIPPER SIX & STD. 8, 1948-50 ALL EXCEPT CU. 8, 1951-52 ALL MODELS, 1954 MODELS 5400-01, 1955 CLIPPER MODELS		\$15.00	EA
12.0295	Axle Shaft Bearing				
	304688	1935-37 ALL MODELS		\$195.00	EA
	324946	1938-39 ALL MODELS, 1940-42 120, 1941 CLIPPER, 1940-42 SU. 8 MODELS 03-04-06-07, 1942-47 CLIPPER SU. 8, 1948-50 CU. 8, 1953-54 ALL EXCEPT 5400-01, 1955 ALL EXCEPT CLIPPER MODELS		\$115.00	EA
	324947	1940-42 SU. 8 MODELS 05-08		\$75.00	EA
	348645	1940-42 110, 1942-47 CLIPPER SIX & STD. 8, 1948-50 ALL EXCEPT CU. 8, 1951-52 ALL, 1954 MODELS 5400-01, 1955 CLIPPER		\$75.00	EA
	6484107	1956 ALL MODELS		\$75.00	EA
12.0313	Axle Seal Kit				
	379823	1938-39 110, 1938-42 120, 1941 CLIPPER, 1940-42 SU. 8 MODELS 03-04-06-07, 1942-47 CLIPPER SU. 8, 1948-50 CU. 8 MODELS	Includes inner & outer seals, nut seals, & gaskets; 2 wheels	\$95.00	KIT
	379822	1940-42 110, 1942-47 CLIPPER SIX & STD. 8, 1948-50 ALL EXCEPT CU. 8, 1951-52 ALL, 1954 CLIPPER MODELS 5400-01, 5411 WITH 11" BRAKES, 1955 CLIPPER	Includes inner & outer seals, nut seals, & gaskets; 2 wheels	\$95.00	KIT
	379824	1940-42 SU. 8 MODELS 05-08	Includes inner & outer seals, nut seals, & gaskets; 2 wheels	\$95.00	KIT
	436584	1953-54 ALL (EXCEPT MODEL 5400-01), 5411 WITH 12" BRAKES, 1955 ALL EXCEPT CLIPPER MODELS	Includes inner & outer seals, nut seals, & gaskets; 2 wheels	\$95.00	KIT
12.0315	Axle Seal				
	323135	1935-37 ALL MODELS	Uses inner only	\$25.00	EA
	6484109	1956 ALL MODELS	Uses inner only	\$20.00	EA
12.034	Axle Shaft Bearing Shim				
	+++++	1935-56 AVAILABLE FOR MANY MODELS		INQUIRE	
12.0340	Axle Shaft Key				
	197130	1935-39 ALL MODELS, 1941-42 120, 1941 CLIPPER, 1940-47 ALL SU. 8, 1948-50 CU. 8, 1953-54 ALL EXCEPT 5400-01, 1955 ALL EXCEPT CLIPPER MODELS		\$10.00	EA
	334921	1940-42 110, 1942-47 CLIPPER SIX & STD. 8, 1948-50 ALL EXCEPT CU. 8, 1951-52 ALL, 1954 MODELS 5400-01, 1955 CLIPPER		\$10.00	EA
12.035	Thrust Block				
	323133	1938-42 ALL EXCEPT 1800-1900		\$45.00	EA
	351858	1940-41 ALL 1800-1900		\$45.00	EA

1935 - 39 Junior • 1940-56 All



Order Toll Free: 800-472-2573
Discover-MasterCard-Visa

To view parts or illustrations, please visit our website.
www.packardparts.com
Info: 1-317-736-6233 • Fax: 1-317-736-6235

Group 13 SHOCKS & STABILIZERS					
<i>Shocks</i>					
13.000	Front Shock Absorber				
	+++++	1935-50	Lever type	INQUIRE	
	FSA101	1951-55 ALL MODELS, 1956 W/STD. SUSPENSION		\$100.00	PR
	FSA102	1956 W/ TORSION		\$100.00	PR
13.001	Rear Shock Absorber				
	+++++	1935-40 MODELS	Lever type	INQUIRE	
	RSA101	1940 ALL EXCEPT MODELS 04-07-08, 1941-50 ALL MODELS		\$100.00	PR
	RSA102	1951-54 ALL MODELS, 1955-56 W/STD. SUSPENSION MODELS		\$100.00	PR
	RSA103	1955-56 W/TORSION		\$100.00	PR
13.0015	Shock Absorber Grommet				
	433809	1951-54 ALL MODELS	Front & rear	\$2.50	EA
	465266	1955-56 ALL MODELS	Front & rear	\$2.50	EA
13.002	Shock Absorber Bushing				
	347423	1940-50 ALL MODELS	Rear	\$5.00	EA
13.011	Rear Shock Link Assembly				
	303625	1935-36 120 MODELS	Core charge=\$50	\$125.00	+ EXCH
	316219	1937 115 & 120 MODELS	Core charge=\$50	\$125.00	+ EXCH
	326732	1938 110, 1939 EARLY 110 MODELS	Core charge=\$50	\$150.00	+ EXCH
	326882	1938 120 MODELS	Core charge=\$50	\$150.00	+ EXCH
	333474	1939 LATE 110 MODELS, 1939 120, 1940 MODELS 1804-05-07-08	Core charge=\$150 CORE REQUIRED IN ADVANCE	\$150.00	+ EXCH
<i>Front Stabilizer</i>					
13.1001	Front Stabilizer Assembly				
	316799	1935-39 ALL MODELS		INQUIRE	
	351694	1940-42 110, 120, 1940 SU. 8 MODELS 1803-06		INQUIRE	
	351239	1940 SU. 8 MODELS 1804-05-07-08		INQUIRE	
	358162	1941 SU. 8 MODELS 1903-06, 1942 SU. 8 MODEL 2023		INQUIRE	
	358163	1941-42 SU. 8 MODELS 04-05-07-08-55		INQUIRE	
	371192	1942-47 CLIPPER SIX & STD. 8 MODELS		INQUIRE	
	377294	1942-47 CLIPPER SU. 8 MODELS		INQUIRE	
	403574	1948-50 ALL MODELS		INQUIRE	
	426420	1951-52 ALL MODELS		INQUIRE	
	443993	1953-54 ALL MODELS		INQUIRE	
	465983	1955-56 ALL MODELS		INQUIRE	
13.102	Front Stabilizer Grommet & Washer Kit				
	351172K	1938-47 ALL MODELS	2 sides	\$30.00	KIT
13.105	Stabilizer Link Assembly				
	341072	1935-39 ALL MODELS, 1940 SU. 8 MODELS 1804-05-07-08		\$390.00	PR
	354859	1940 110, 120, 1940 SU. 8 MODELS 1803-06		\$390.00	PR
	410476	1941-47 ALL MODELS	See change notice c-50-01 date May 1, 1950	\$390.00	PR
	403080K	1948-50 ALL MODELS	2 sides	\$50.00	KIT
13.114	Front Stabilizer Rod Bearing, Inner				
	351695	1940-50 ALL MODELS		\$50.00	PR
	351295	1951-54 ALL MODELS		\$50.00	PR
	465184	1955-56 ALL MODELS		\$50.00	PR
13.115	Front Stabilizer Mounting Bracket				
	351170	1940-47 ALL MODELS		INQUIRE	
	382985	1948-50 ALL MODELS	Outer	INQUIRE	
	382986	1948-50 ALL MODELS	Inner	INQUIRE	
	419742	1951-54 ALL MODELS	Inner	INQUIRE	
	419743	1951-54 ALL MODELS	Outer	INQUIRE	
13.1151	Front Stabilizer Rod Bushing, Outer				
	419741	1951-56 ALL MODELS		\$53.99	PR
13.1152	Front Stabilizer Rod Bushing Retainer Clip				
	419740	1951-56 ALL MODELS		\$30.00	EA

Order Toll Free: 800-472-2573
Discover-MasterCard-Visa

To view parts or illustrations, please visit our website.
www.packardparts.com
Info: 1-317-736-6233 • Fax: 1-317-736-6235



<i>Rear Stabilizer</i>					
13.1164	Rear Stabilizer - Hydraulic				
	384899	1941-47 CLIPPER MODELS		INQUIRE	
	418227	1948-50 ALL EXCEPT MODEL 2301		INQUIRE	
13.11643	Rear Stabilizer Bar				
	418803	1949-50 MODEL 2301		\$165.00	EA
	433133	1951-54 ALL MODELS		\$165.00	EA
	445831	1955 ALL MODELS	Use with torsion	INQUIRE	
	6480534	1956 ALL MODELS	Use with torsion	INQUIRE	
13.11648	Rear Stabilizer Rod Eye Bushing				
	445340	1955-56 ALL MODELS	Use with torsion	\$3.89	EA
13.11678	Rear Stabilizer Rod Support Bushing				
	445389	1955-56 ALL MODELS	Use with torsion	\$12.50	EA
13.119	Rear Stabilizer Lateral Tube Assembly				
	326649	1938 110, 120 MODELS		\$295.00	EA
	335433	1939 110, 120 MODELS		\$295.00	EA
	348833	1940-42 ALL EXCEPT CLIPPER MODELS		\$295.00	EA
13.122	Rear Sway Bar Link, Pr.				
	341083	1938 110, 120 MODELS		\$390.00	PR

Group 14 SPRINGS					
14.000	Front Coil Spring				
	+++++	1935-56 AVAILABLE FOR ALL MODELS	Specify exact model & if side mounted or rear mounted spare tires	\$400.00	PR
14.002	Coil Spring Compression Bumper, Lower				
	333035	1935-39 ALL MODELS	3 Studs	\$195.19	PR
	333038	1940 SU. 8 MODELS 180 4-5-7-8, 1941-42 SU. 8 EXCEPT CLIPPER MODELS	1 Stud	\$161.79	PR
	358170	1940 SU. 8 MODELS 1803-06, 1940-42 ALL 110 & 120 MODELS	Reference group # 14.005	\$110.39	PR
	373881	1941-42 ALL CLIPPER MODELS		\$110.39	PR
	384213	1946-47 ALL CLIPPER MODELS		\$30.00	EA
	446070	1948-54 ALL, 1955-56 W/ STD. SUSPENSION MODELS		\$103.69	PR
	445255	1955-56 W/ TORSION MODELS	Reference group # 15.974	\$107.79	PR
14.006	Coil Spring Compression Bumper Retainer				
	216724R	1940-56 ALL MODELS		\$5.00	EA
14.008	Coil Spring Insulator Pad				
	300982	1935-37 ALL MODELS	Set of 4	\$79.89	SET
	326706	1938-42 ALL MODELS		\$15.00	PR
	367709	1946-54 ALL MODELS, 1955-56 W/ STD. SUSPENSION MODELS		\$15.00	PR
14.009	Coil Spring Rebound Bumper - Upper				
	327743	1935-39 ALL MODELS		\$111.99	PR
	333074	1940 SU. 8 MODELS 1804-05-07-08, 1941-42 SU. 8 EXCEPT CLIPPER MODELS		\$92.49	PR
	351689	1940-42 110 & 120, 1940 SU. 8 MODELS 1803-06, 1941-47 CLIPPER MODELS		\$85.99	PR
	433804	1948-54 ALL MODELS, 1955-56 W/ STD. SUSPENSION MODELS		\$76.99	PR
	445347	1955-56 ALL MODELS W/ TORSION	Reference group # 15.977	\$71.99	PR
<i>Rear Spring</i>					
14.105	Rear Spring Bushing				
	304443	1935 120 MODELS		\$124.79	PR
	311835	1936-37 120 & 115 MODELS		INQUIRE	
	326619	1938-39 110 & 120, 1940 SU. 8 MODELS 1804-05-07-08		\$28.29	EA
	347126	1940-42 110 & 120, 1940-42 SU. 8 MODELS 03-06, 1941-47 CLIPPER EXCEPT 2126, 1948-50 ALL MODELS		\$12.50	EA
	354999	1941-42 SU. 8 MODELS 04-05-07-08, 1946-47 CLIPPER 2126 MODELS	SET OF 12	\$148.89	SET
	419932	1951-54 ALL MODELS, 1955-56 W/ STD. SUSPENSION MODELS		\$12.50	EA
14.1083	Rear Spring Insulator				
	419389	1949-50 ALL 23RD SERIES MODELS		\$29.19	EA
	419924	1951-54 ALL MODELS		\$32.29	EA

1935 - 39 Junior • 1940-56 All



Order Toll Free: 800-472-2573
Discover-MasterCard-Visa

To view parts or illustrations, please visit our website.
www.packardparts.com
Info: 1-317-736-6233 • Fax: 1-317-736-6235

14.1095	Rear Spring Leaf Liner Kit				
	410462	1948-50 ALL MODELS		\$60.00	KIT
	410959	1951-54 ALL MODELS, 1955-56 W/ STD. SUSPENSION MODELS		\$60.00	KIT
14.110	Rear Spring Separator				
	+++++	1938-49 AVAILABLE FOR MANY MODELS		INQUIRE	
14.114	Rear Spring Bumper				
	186242	1935-37 ALL MODELS		\$107.99	PR
	333071	1938-40 ALL MODELS		\$103.89	PR
	355047	1941-50 ALL MODELS		\$118.39	PR
	433812	1951-54 ALL MODELS, 1955-56 W/ STD. SUSPENSION		\$65.99	PR
	*****	1955-56 ALL MODELS W/ TORSION	See group #15.990		
14.116	Rear Spring Bumper Clip				
	320394	1935-51 ALL MODELS		INQUIRE	
14.1170	Rear Spring Shackle Kit - 2 Sides				
	302609K	1935-36 MODEL 120 Shackle Bolt & Bushing Kit Front & Rear	2 sides	INQUIRE	
	335154K	1937 MODELS 115C, 120 Shackle Bolt & Bushing Kit Front & Rear	2 sides	INQUIRE	
	335153	1938-39 ALL MODELS, 1940-42 120, 1940 ALL SU. 8, 1941-42 SU. 8 MODELS 03-06	2 sides	\$250.00	KIT
	356860	1940-42 110, 1941-47 CLIPPER, 1948-50 ALL MODELS	2 sides	\$250.00	KIT
	377254	1941-42 SU. 8 MODELS 04-05-07-08	2 sides	\$250.00	KIT
	410992	1951-54 ALL MODELS, 1955-56 W/ STD. SUSPENSION MODELS	2 sides	\$250.00	KIT
14.1163	Rear Spring Bumper Retainer				
	433813	1952-54 ALL MODELS, 1955-56 ALL MODELS W/ STD. SUSPENSION		\$15.00	EA

Group 15 STEERING & SUSPENSION

Steering Connecting Rod

15.000	Steering Connecting Rod Assembly				
	316251	1935-40 ALL MODELS, 1941-42 ALL EXCEPT CLIPPER MODELS	Core charge=\$75	\$275.00	+ EXCH
	373749	1941-47 CLIPPER, 1948-50 ALL MODELS	Core charge=\$75	\$275.00	+ EXCH
	433175	1951-54 ALL MODELS	With standard steering; Core charge=\$75	\$275.00	+ EXCH
	443705	1952-54 ALL MODELS	With power steering; Core charge=\$75	\$275.00	+ EXCH
	458328	1955-56 ALL MODELS	With standard steering; Core charge=\$75	\$275.00	+ EXCH
	458329	1955-56 ALL MODELS	With Bendix power steering; Core charge=\$75	\$275.00	+ EXCH
15.003	Steering Connecting Rod Ball Seat				
	303568	1935-36 120 MODELS		\$45.00	EA
	316255	1937-40 ALL MODELS, 1941-42 ALL EXCEPT CLIPPER MODELS	Inner (X2)	\$45.00	EA
	316256	1937-40 ALL MODELS, 1941-42 ALL EXCEPT CLIPPER MODELS	Outer (X1)	\$45.00	EA
	371330	1941-47 ALL CLIPPER, 1948-54 ALL MODELS		\$35.00	EA
	458642	1955-56 ALL MODELS		\$35.00	EA
15.004	Steering Connecting Rod Ball Seat Spring				
	303572	1935-36 120 MODELS		\$45.00	EA
	316259	1937-40 ALL MODELS, 1941-42 ALL EXCEPT CLIPPER MODELS	Inner (X2)	\$45.00	EA
	316260	1937-40 ALL MODELS, 1941-42 ALL EXCEPT CLIPPER MODELS	Outer (X1)	\$45.00	EA
	373704	1941-47 CLIPPER, 1948-50 ALL MODELS		\$35.00	EA
	433166	1951-56 ALL MODELS		\$35.00	EA

1935 - 39 Junior • 1940-56 All

Order Toll Free: 800-472-2573

Discover-MasterCard-Visa

To view parts or illustrations, please visit our website.

www.packardparts.com

Info: 1-317-736-6233 • Fax: 1-317-736-6235



15.006 Steering Connecting Rod Dust Cover					
	303569	1935-36 120 MODELS		INQUIRE	
	316262	1937-40 ALL MODELS, 1941-42 ALL EXCEPT CLIPPER MODELS		INQUIRE	
Idler Arm					
15.0046 Idler Arm Kit					
	373313K	1941-47 ALL CLIPPER, 1948-50 ALL MODELS	Original style; Includes idler arm, support, bushing & seal	INQUIRE	KIT
	436228	1941-47 ALL CLIPPER, 1948-50 ALL MODELS	Replacement style; Includes idler arm, support, bushing & seal	INQUIRE	KIT
	426418K	1951-56 ALL MODELS	Use with standard steering; Includes idler arm, support, bushing & seal	INQUIRE	KIT
	443732K	1952-54 ALL MODELS, 1955-56 ALL W/ BENDIX POWER STEERING	Use with power steering; Includes idler arm, support, bushing & seal	INQUIRE	KIT
15.0071 Idler Arm					
	373313	1941-47 ALL CLIPPER, 1948-50 ALL MODELS		INQUIRE	EA
	426418	1951-56 ALL MODELS	Use with standard steering; Core charge=\$25	INQUIRE	+ EXCH
	443732	1952-54 ALL MODELS, 1955-56 ALL W/ BENDIX POWER STEERING	Use with power steering	INQUIRE	EA
15.0074 Idler Arm Bushing					
	371384	1941-47 ALL CLIPPER, 1948-50 ALL MODELS		INQUIRE	EA
	419618	1951-56 ALL MODELS	Use with standard steering	\$45.00	EA
	443978	1952-54 ALL MODELS, 1955-56 ALL W/ BENDIX POWER STEERING	Use with power steering	\$65.00	EA
15.00746 Idler Arm Lever Support					
	371368	1941-47 ALL CLIPPER, 1948-50 ALL MODELS		INQUIRE	EA
	419631	1951-56 ALL MODELS	Use with standard steering	INQUIRE	EA
	443754	1952-54 ALL MODELS, 1955-56 ALL W/ BENDIX POWER STEERING	Use with power steering	INQUIRE	EA
Steering Crank					
15.100 Steering Crank Arm & Ball Stud Assembly					
	302128	1935-38 ALL 110 & 120, 1939 SOME MODELS		INQUIRE	
	324041	1939 SOME MODELS, 1940-42 ALL EXCEPT CLIPPER		INQUIRE	
15.101 Steering Crank Ball Stud					
	302127	1935-40 ALL MODELS, 1941-42 ALL EXCEPT CLIPPER MODELS		\$95.00	EA
15.102 Steering Crank Bearing					
	302046	1935-38 ALL MODELS, 1939 SOME MODELS	Sealed bearing replacement type	\$35.00	EA
15.103 Steering Crank Pin					
	302768	1935 ALL MODELS, 1936 EARLY MODELS		\$75.00	EA
	311880	1936 LATE, 1937 SOME MODELS	Type with straight head	\$75.00	EA
	324744	1937 SOME, 1938 ALL MODELS, 1939 SOME MODELS	Type with tapered head	\$75.00	EA
15.105 Steering Crank Pin & Bushing Kit					
	341162K	1939 SOME MODELS, 1940-42 ALL EXCEPT CLIPPER MODELS		\$125.00	KIT
Cross Tube					
15.2005 Cross Tube Arm					
	234541	1935-40 ALL MODELS, 1941-42 ALL EXCEPT CLIPPER MODELS		INQUIRE	
	371339	1941-47 CLIPPER MODELS		\$125.00	EA
	387893	1948-50 ALL MODELS		\$125.00	EA
	436402	1951-56 ALL MODELS	Use with standard steering	\$125.00	EA
	443714	1952-54 ALL MODELS	Right, Use with power steering	\$125.00	EA
	443715	1952-54 ALL MODELS, 1955-56 ALL W/ BENDIX POWER STEERING	Left, Use with power steering; Core charge=\$50	\$125.00	+ EXCH
	465801	1955-56 WITH BENDIX POWER STEERING	Right, Use with power steering	\$125.00	EA
	6484034	1955-56 WITH MONROE POWER STEERING	Right, Use with power steering	\$175.00	EA
	6484035	1955-56 WITH MONROE POWER STEERING	Left, Use with power steering	\$175.00	EA
15.201 Cross Tube Clamp					
	303475	1935-56 ALL MODELS		\$5.00	EA

1935 - 39 Junior • 1940-56 All



Order Toll Free: 800-472-2573
Discover-MasterCard-Visa

To view parts or illustrations, please visit our website.
www.packardparts.com
Info: 1-317-736-6233 • Fax: 1-317-736-6235

15.202	Tie Rod End				
	351993	1935-40 ALL MODELS, 1941-42 ALL EXCEPT CLIPPER MODELS	Right	\$40.00	EA
	351994	1935-40 ALL MODELS, 1941-42 ALL EXCEPT CLIPPER MODELS	Left	\$40.00	EA
	410733	1941-47 CLIPPER, 1948-56 ALL MODELS	Right	\$40.00	EA
	410734	1941-47 CLIPPER, 1948-56 ALL MODELS	Left	\$40.00	EA
15.2025	Adjusting Sleeve with Clamps				
	371336	1941-47 CLIPPER, 1948-56 ALL MODELS		\$25.00	EA
15.206	Tie Rod End Dust Cover				
	354977	1935-50 ALL MODELS	Metal type	\$10.00	EA
	419647	1935-56 ALL MODELS	Rubber type	\$5.00	EA
Steering Gear					
15.310	Steering Gear Box Assembly				
	+++++	1935-36 ALL MODELS	Rebuilding service available	INQUIRE	
15.315	Steering Gear Gasket				
	302241	1935-42 ALL MODELS		\$10.00	EA
	384729	1946-54 ALL EXCEPT 1954 MODELS - 5400-01-11, 1955-56 WITH STD. STEERING		\$10.00	EA
	458207	1954 MODELS 5400-01-11, 1955-56 ALL WITH POWER STEERING		\$10.00	EA
15.318	Steering Gear Cross Shaft				
	+++++	AVAILABLE FOR SOME MODELS		INQUIRE	
15.31001	Steering Gear Box Rebuild Kit				
	SGK35-36	1935-36 120	Includes gaskets, seals, bearings, & bushings	\$250.00	KIT
	SGK37-42	1937-42 ALL MODELS	Includes gaskets, seals, bearings, & bushings	\$250.00	KIT
	SGK46-50	1946-50 ALL MODELS	Includes gaskets, seals, bearings, & bushings	\$250.00	KIT
	SGK51-56	1951-56 ALL MODELS	Use with standard steering; Includes gaskets, seals, bearings, & bushings	\$250.00	KIT
	SGK52-55	1952-55 ALL MODELS	Use with power steering; Includes gaskets, seals, bearings, & bushings	\$250.00	KIT
	SGK56	1956 ALL MODELS	Use with power steering; Includes gaskets, seals, bearings, & bushings	\$250.00	KIT
15.320	Steering Gear Cross Shaft Bushing				
	333078	1935-42 ALL MODELS		\$25.00	EA
	384710	1946-51 ALL MODELS, 1952-56 ALL WITH STD. STEERING		\$25.00	EA
15.3203	Steering Gear Cross Shaft Bearing				
	436428	1952-56 ALL WITH POWER STEERING		\$30.00	EA
15.321	Cross Shaft Lever (Pitman Arm)				
	302137	1935-40 ALL MODELS, 1940-41 110 & 120 MODELS	With riveted ball stud	INQUIRE	
	358189	1941-42 SU. 8 EXCEPT CLIPPER MODELS	With threaded ball stud	INQUIRE	
	373311	1941-47 CLIPPER, 1948-50 ALL MODELS		INQUIRE	
	419906	1951-56 ALL MODELS	Use with standard steering	INQUIRE	
	446354	1952-54 ALL MODELS	Use with power steering	INQUIRE	
	465910	1955-56 WITH MONROE POWER STEERING	Use with power steering	INQUIRE	
	465703	1955-56 WITH BENDIX POWER STEERING	Use with power steering	INQUIRE	
15.322	Cross Shaft Lever (Ball Stud)				
	302127	1935-40 ALL MODELS, 1941-42 110 & 120 MODELS	With riveted end	\$95.00	EA
	358058	1941-42 SU. 8 EXCEPT CLIPPER MODELS	With threaded end	\$75.00	EA
	373344	1941-47 CLIPPER, 1948-50 ALL MODELS		\$75.00	EA
15.3222	Cross Shaft Lever (Ball Stud Bushing)				
	358791	1941-42 SU. 8 EXCEPT CLIPPER MODELS	With threaded ball stud	\$41.59	PR.
15.3223	Steering Gear Cross Shaft Lever Ball Stud Bushing Seal				
	358790	1941-42 SU. 8 EXCEPT CLIPPER MODELS	With threaded ball stud	\$10.00	EA
15.3225	Cross Shaft Seal				
	302274	1935-42 ALL MODELS		\$10.00	EA
	384727	1946-50 ALL MODELS		\$10.00	EA
	433294	1951-56 ALL MODELS		\$10.00	EA
15.329	Steering Gear Shaft & Worm Assembly				
	+++++	AVAILABLE FOR SOME MODELS		INQUIRE	

Order Toll Free: 800-472-2573
Discover-MasterCard-Visa

To view parts or illustrations, please visit our website.
www.packardparts.com
Info: 1-317-736-6233 • Fax: 1-317-736-6235



15.3295 Steering Gear Shaft Upper Bearing					
	302266	1935-38 ALL MODELS, 1939 EARLY, INQUIRE		\$95.00	EA
	323778	1939 LATE, INQUIRE 1940 ALL MODELS		\$95.00	EA
	362068	1941-47 ALL MODELS		\$95.00	EA
	419630	1948-54 ALL MODELS		\$95.00	EA
	458528	1955 ALL MODELS		\$95.00	EA
	532449	1956 ALL MODELS		\$95.00	EA
15.3305 Steering Gear Shaft Upper Seal					
	302273	1935-38 ALL MODELS, 1939 EARLY		\$15.00	EA
	323777	1939 LATE, 1940-50 ALL MODELS		\$15.00	EA
	6484441	1956 ALL MODELS		\$15.00	EA
15.3306 Steering Gear Shaft Upper Felt Washer					
	433293	1951-55 ALL MODELS		\$5.00	EA
	6480780	1956 ALL MODELS	Use with power steering	INQUIRE	
15.3315 Worm Gear Bearing Race, Lower					
	302246	1935-36 120		\$75.00	EA
	316203	1937-42 ALL MODELS		\$75.00	EA
	384724	1946-54 ALL EXCEPT 1954 MODELS - 5400-01-11, 1955-56 ALL W/ STD. STEERING		\$75.00	EA
	458201	1954 MODELS 5400-01-11, 1955-56 ALL WITH POWER STEERING		\$75.00	EA
15.3316 Worm Gear Bearing Cone, Upper & Lower					
	302249	1935-36 120 MODELS		\$25.00	EA
	316207	1937-54 ALL EXCEPT 1954 MODELS 5400-01-11 1955-56 ALL W/ STD. STEERING		\$25.00	EA
	458203	1954 MODELS 5400-01-11, 1955-56 ALL WITH POWER STEERING		\$25.00	EA
15.3317 Worm Gear Bearing Race, Upper					
	302244	1935-36 120		\$50.00	EA
	316206	1937-42 ALL MODELS		\$50.00	EA
	384726	1946-54 ALL EXCEPT 1954 MODELS 5400-01-11, 1955-56 ALL WITH STD. STEERING		\$50.00	EA
	458202	1955-56 ALL WITH POWER STEERING		\$50.00	EA
Steering Wheel					
15.333 Steering Wheel					
	+++++	AVAILABLE FOR MANY MODELS	Re-casting service available	INQUIRE	
15.337 Steering Wheel Arm Trim Molding					
	PA13511	1948-53 ALL MODELS, 1954 CLIPPER MODELS	Right	INQUIRE	
	PA13512	1948-53 ALL MODELS, 1954 CLIPPER MODELS	Left	INQUIRE	
	458342	1954 ALL EXCEPT CLIPPER MODELS	Left	INQUIRE	
	458343	1954 ALL EXCEPT CLIPPER MODELS	Right	INQUIRE	
Steering Knuckle					
15.400 Steering Knuckle					
	+++++	AVAILABLE FOR MANY MODELS		INQUIRE	
	DBC46-56	DISC BRAKE CONVERSION KIT, 1946-47 STD.8 & 6 CYL 1948-50 STD.8 & SU.8 1951-54 ALL EXC 5411 W/11" BRAKES 1955-56 SENIOR MODELS	See Group #1.0000	INQUIRE	
15.402 Knuckle Adjusting Nut Lock Washer					
	302720	1935-39 ALL MODELS, 1940-41 ALL 8 CYL., 1942-47 ALL SU 8, 1948-50 ALL CU 8		\$15.00	EA
	334995	1940-47 ALL 6 CYL., 1946-47 CLIPPER STD. 8, 1948-50 ALL EXCEPT CU 8, 1951-56 ALL MODELS		\$15.00	EA

1935 - 39 Junior • 1940-56 All



Order Toll Free: 800-472-2573
Discover-MasterCard-Visa

To view parts or illustrations, please visit our website.
www.packardparts.com
Info: 1-317-736-6233 • Fax: 1-317-736-6235

JR 58

15.404	Wheel Bearing				
	303401	1935-39 ALL MODELS, 1940-41 ALL 8 CYL., 1942-47 ALL SU 8, 1948-50 ALL CU 8 MODELS	Inner	\$45.00	EA
	348640	1940-47 ALL 6 CYL., 1946-47 CLIPPER STD. 8, 1948-50 ALL EXCEPT CU 8, 1951-54 ALL MODELS, 1954 CLIPPER W/ 12" BRAKES, 1955-56 ALL EXCEPT CLIPPER MODELS	Inner	\$45.00	EA
	176593	1946-47 MODEL 2126	Inner	\$50.00	EA
	419702	1954 CLIPPER W/ 11" BRAKES, 1955 CLIPPER MODELS	Inner	\$40.00	EA
	473258/9	1956 CLIPPER MODELS	Inner	\$40.00	EA
	303400	1935-39 ALL MODELS, 1940-41 ALL 8 CYL., 1942-47 ALL SU 8, 1948-50 CU 8 MODELS	Outer	\$50.00	EA
	348641	1940-42 ALL 6 CYL. MODELS	Outer	\$35.00	EA
	379474	1946-47 CLIPPER SIX & STD 8, 1948-50 ALL EXCEPT CU 8, 1951-54 ALL MODELS, 1954 CLIPPER W/ 12" BRAKES, 1955-56 ALL EXCEPT CLIPPER MODELS	Outer	\$45.00	EA
	97056	1946-47 MODEL 2126	Outer	\$75.00	EA
	419708	1954 CLIPPER W/ 11" BRAKES, 1955 CLIPPER MODELS	Outer	\$35.00	EA
	473256/7	1956 CLIPPER MODELS	Outer	\$35.00	EA
15.406	Knuckle Lever				
	+++++	AVAILABLE FOR MANY MODELS		INQUIRE	
15.408	King Pin Kit - 2 Sides				
	335152	1935-40 ALL MODELS		\$125.00	KIT
	240030K	1939-54 ALL HENNEY COMMERCIAL BODIES		\$300.00	KIT
	373520	1941-42 ALL EXCEPT CLIPPER MODELS		\$125.00	KIT
	382511	1941-47 CLIPPER, 1948-50 ALL MODELS, 1951-56 ALL STD. STEERING		\$125.00	KIT
	436860	1952-56 ALL WITH POWER STEERING		\$125.00	KIT
Support Arm/Torque Arm - 1935-42 (Except Clipper)					
15.501	Steering Knuckle Support				
	+++++	AVAILABLE FOR MANY MODELS	See also group # 15.514	INQUIRE	
15.505	Support Arm Pin & Bushing - Lower/Inner				
	338748	1935-39 ALL MODELS		\$300.59	PR
15.5051	Support Arm Pin & Bushing Kit - Lower/Outer - 2 Sides				
	304600K	1935-39 ALL MODELS		\$150.00	KIT
	348048K	1940-42 ALL EXCEPT CLIPPER MODELS		\$150.00	KIT
15.506	Support Arm Bushing - Lower/Inner				
	348118	1940 ALL MODELS	Set of 4	\$60.00	SET
	356715	1941-42 ALL EXCEPT CLIPPER MODELS	Set of 4	\$63.89	SET
15.510	Knuckle Support Pin & Bushing Kit - Upper/Outer - 2 Sides				
	317586K	1935-38 ALL MODELS	See group # 15.512	\$225.00	KIT
15.511	Pilot & Washer Assembly - Camber Adjustment				
	338273	1935-42 ALL EXCEPT CLIPPER MODELS	0 offset	\$40.00	EA
	338274	1935-42 ALL EXCEPT CLIPPER MODELS	1/16 offset	\$40.00	EA
	338275	1935-42 ALL EXCEPT CLIPPER MODELS	1/8 offset	\$40.00	EA
	338276	1935-42 ALL EXCEPT CLIPPER MODELS	3/16 offset	\$40.00	EA
	371983	1935-42 ALL EXCEPT CLIPPER MODELS	1/4 offset	\$40.00	EA
15.512	Knuckle Support Pin & Bushing Kit - Upper/Outer - 2 Sides				
	338830K	1939-42 ALL EXCEPT CLIPPER MODELS	Can also replace 317586K, See also group # 15.510	\$150.00	PR
15.514	Steering Knuckle Support				
	+++++	AVAILABLE FOR MANY MODELS	See also group # 15.501	INQUIRE	
15.516	Torque Arm Insulator				
	348172	1940-42 ALL 110 & 120, 1940-42 SU. 8 MODELS 03-06	Set of 4	\$60.00	SET
15.517	Torque Arm Bushing				
	304442	1935-39 ALL MODELS, 1940-42 SU 8 MODELS 04-05-07-08		\$80.00	PR
15.518	Torque Arm Shim - Caster Adjustment				
	304698	1935-42 ALL EXCEPT CLIPPER MODELS	1 degree	\$45.00	EA
	304699	1935-42 ALL EXCEPT CLIPPER MODELS	1/2 degree	\$45.00	EA

Support Arm (Control Arm) - 1941 Clipper-1956					
15.501	Steering Knuckle Support				
	373248	1941-47 CLIPPER SIX & STD 8, 1948-50 ALL EXCEPT CU 8, 1951-54 ALL MODELS	Right	INQUIRE	
	373247	1941-47 CLIPPER SIX & STD 8, 1948-50 ALL EXCEPT CU 8, 1951-54 ALL MODELS	Left	INQUIRE	
	373858	1942-47 CLIPPER SU 8, 1948-50 CU 8 MODELS	Right	INQUIRE	
	373857	1942-47 CLIPPER SU 8, 1948-50 CU 8 MODELS	Left	INQUIRE	
	382969	1946-47 MODEL 2126	Right	INQUIRE	
	382968	1946-47 MODEL 2126	Left	INQUIRE	
	455884	1955-56 ALL MODELS	Right	INQUIRE	
	455883	1955-56 ALL MODELS	Left	INQUIRE	
15.502	Control Arm - Upper & Lower				
	+++++	AVAILABLE FOR MANY MODELS		INQUIRE	
15.5035	Control Arm Bushings - Inner				
	373264	1941-47 CLIPPER	Lower/Inner	\$25.00	EA
	433648	1948-52 ALL MODELS, 1954 CLIPPER MODELS 5400-01, 1955-56 CLIPPER WITH CONVENTIONAL SPRINGS	Lower/Inner	\$25.00	EA
	443795R	1953-54 ALL EXCEPT 1954 MODELS 5400-01, 1955-56 ALL WITH TORSION	Lower/Inner	\$20.00	EA
	419673	1951-52 ALL MODELS, 1954 CLIPPER MODELS 5400-01, 1956 CLIPPER WITH CONVENTIONAL SPRINGS	Upper/Inner	\$25.00	EA
	443244R	1953-54 ALL EXCEPT 1954 MODELS 5400-01, 1955-56 ALL WITH TORSION	Upper/Inner	\$15.00	EA
15.5036	Control Arm Bracket - Inner				
	373261	1941-47 CLIPPER, 1948-52 ALL MODELS, 1955-56 CLIPPER WITH CONVENTIONAL SPRINGS, 1954 CLIPPER MODELS 5400-01 WITH CONVENTIONAL SPRINGS	Lower/Inner	\$65.00	EA
	419678	1951 ALL MODELS, 1952 SOME MODELS	Upper/Inner, Use with 1/2-20 x 1	\$50.00	EA
	443468	1952 SOME MODELS, 1954 CLIPPER MODELS 5400-01 MODELS	Upper/Inner, Use with 9/16-18 x 1 3/4 blots	\$50.00	EA
	443452	1953-54 ALL EXCEPT 1954 MODELS 5400-01, 1955-56 ALL WITH TORSION	Upper/Inner	\$125.00	EA
	465387	1955-56 CLIPPER WITH CONVENTIONAL SPRINGS	Upper/Inner	\$65.00	EA
15.5131	Control Arm Pin & Bushing Kit - Outer - 1 Side				
	394269	1941-47 CLIPPER, 1948-56 ALL MODELS	Lower/Outer	\$95.00	KIT
	394268	1941-47 CLIPPER, 1948-50 ALL MODELS	Upper/Outer	\$125.00	KIT
	410903	1951-54 ALL MODELS, 1955-56 WITH CONVENTIONAL SPRINGS	Upper/Outer	\$95.00	KIT
	K-211	1955-56 ALL WITH TORSION	Upper/Outer	\$95.00	KIT
Power Steering					
Power Steering Control Valve					
15.610	Control Valve Assembly				
	446621	1952-53 ALL MODELS	Core charge=\$175	\$325.00	+ EXCH
	455409	1954 ALL MODELS	Core charge=\$175	\$325.00	+ EXCH
	465912	1955-56 ALL MODELS	Monroe; Includes cylinder, Core charge=\$200	\$495.00	+ EXCH
	465872	1955-56 ALL MODELS	Bendix, Core charge=\$175	\$325.00	+ EXCH
15.616	Control Valve Ball Stud				
	443696	1952-54 ALL MODELS		\$95.00	EA
	474271	1955-56 ALL MODELS	Bendix	INQUIRE	
15.625	Control Valve Seal Kit				
	474217	1955-56 ALL MODELS	Monroe	\$25.00	KIT
15.651	Control Valve Seal Kit				
	436463	1952-54 ALL MODELS		\$25.00	KIT
	474308	1955-56 ALL MODELS	Bendix	\$25.00	KIT
15.636	Control Valve Ball Stud Seat				
	436455	1952-54 ALL MODELS		\$15.00	EA
	474283	1955-56 ALL MODELS	Bendix	\$15.00	EA
15.639	Control Valve Ball Seat Spring				
	436457	1952-54 ALL MODELS		\$15.00	EA
	474278	1955-56 ALL MODELS	Bendix	\$20.00	EA

1936 - 39 Junior • 1940-56 All



Order Toll Free: 800-472-2573
Discover-MasterCard-Visa

To view parts or illustrations, please visit our website.
www.packardparts.com
Info: 1-317-736-6233 • Fax: 1-317-736-6235

Power Steering Cylinder

15.710	Power Steering Cylinder Assembly				
	443701	1952-53 ALL MODELS	Core charge=\$200	\$350.00	+ EXCH
	455211	1954 ALL MODELS	Core charge=\$200	\$350.00	+ EXCH
	465912	1955-56 ALL MODELS	Monroe; Includes control valve, Core charge=\$200	\$425.00	+ EXCH
	465871	1955-56 ALL MODELS	Bendix, Core charge=\$200	\$350.00	+ EXCH
15.720	Cylinder To Frame Bushing Kit				
	465789K	1955-56 ALL MODELS	Bendix	\$50.00	KIT
15.721	Cylinder To Frame Grommet Kit				
	474220	1955-56 ALL MODELS	Monroe	INQUIRE	KIT
15.727	Cylinder Piston Rod Assembly				
	474222	1955-56 ALL MODELS	Monroe	\$125.00	EA
	465871P	1955-56 ALL MODELS	Bendix	\$125.00	EA
15.728	Cylinder Piston Rod & Ball Stud Assembly				
	436471	1952-54 ALL MODELS		\$225.00	EA
15.731	Cylinder Seal Kit				
	436474	1952-54 ALL MODELS	Bendix	\$25.00	KIT
	474218	1955-56 ALL MODELS	Monroe	\$25.00	KIT
15.7362	Cylinder Seal Kit				
	474321	1955-56 ALL MODELS	Bendix	\$30.00	KIT

Power Steering Hoses

15.621	Control Valve To Cylinder Hose				
	443709	1952-53 ALL MODELS	X2	\$75.00	EA
	455444	1954 ALL MODELS		\$75.00	EA
	455445	1954 ALL MODELS	Includes tubing	\$125.00	EA
	465786	1955-56 ALL MODELS	Long, Bendix	\$75.00	EA
	465785	1955-56 ALL MODELS	Short, Bendix	\$75.00	EA
15.846	Control Valve To Pump Hose - Return				
	443374	1952-53 ALL MODELS		\$125.00	EA
	455447	1954 ALL MODELS		\$125.00	EA
	465845	1955-56 ALL MODELS		\$30.00	EA
15.849	Control Valve To Pump Hose - Pressure				
	446381	1952-53 ALL MODELS		\$125.00	EA
	455446	1954 ALL MODELS		\$125.00	EA
	465953	1955-56 ALL MODELS	Monroe	\$125.00	EA
	465843	1955-56 ALL MODELS	Bendix	\$125.00	EA

Power Steering Pump

15.810	Power Steering Pump Assembly				
	446528	1952-54 ALL MODELS	Core charge=\$150	\$350.00	+ EXCH
	465926	1955-56 ALL MODELS	Monroe, Core charge=\$150	\$350.00	+ EXCH
	465670	1955-56 ALL MODELS	Bendix, Core charge=\$150	\$350.00	+ EXCH
15.81001	Power Steering Pump Rebuild Kit				
	PSP101	1952-54 ALL MODELS	Includes seals, gaskets, bearing, & filter	\$65.00	KIT
	PSP102	1955-56 ALL MODELS	Includes seals, gaskets, bearing, & filter	\$65.00	KIT
15.825	Power Steering Pump Belt				
	443767	1952-54 ALL MODELS		\$25.00	EA
	455613	1955-56 ALL MODELS		\$25.00	EA
15.831	Power Steering Pump Bearing				
	436432	1952-56 ALL MODELS		\$20.00	EA
15.837	Power Steering Pump Seal				
	436434	1952-56 ALL MODELS		\$15.00	EA
15.843	Power Steering Pump Gasket Set				
	436449	1952-54 ALL MODELS		\$30.00	SET
	474146	1955-56 ALL MODELS		\$30.00	SET

Order Toll Free: 800-472-2573
Discover-MasterCard-Visa

To view parts or illustrations, please visit our website.
www.packardparts.com
Info: 1-317-736-6233 • Fax: 1-317-736-6235



15.864	Power Steering Pump Pulley				
	446004	1952-54 ALL MODELS	Idler, On water pump	\$95.00	EA
	446425	1952-54 ALL MODELS	Driven, On power steering pump	\$95.00	EA
	446005	1952-54 ALL MODELS	Driving, On vibration damper	\$95.00	EA
	455612	1955-56 ALL MODELS	Driven, On power steering pump	\$95.00	EA
	455815	1955-56 ALL MODELS	Driving, On vibration damper	\$95.00	EA
15.873	Power Steering Pump Cover Gasket				
	436448	1952-54 ALL MODELS		\$5.00	EA
	458351	1955-56 ALL MODELS		\$10.00	EA
15.874	Power Steering Pump Filler Cap				
	458352	1954 SOME MODELS	Dipstick type	INQUIRE	
	474071	1955-56 ALL MODELS		\$45.00	EA
15.880	Power Steering Pump Filter Element				
	436611	1952-54 ALL MODELS		\$20.00	EA
	458348	1955-56 ALL MODELS		\$20.00	EA
15.892	Power Steering Pump Rotor Set				
	436436	1952-56 ALL MODELS		\$95.00	SET
<i>Torsion Level System</i>					
15.905	Compensator Assembly				
	445936	1955 ALL MODELS		INQUIRE	
	6480319	1956 ALL MODELS		INQUIRE	
15.907	Compensator Control Rod				
	445918	1955-56 ALL MODELS	Long	\$45.00	EA
	445917	1955-56 ALL MODELS	Short	\$30.00	EA
15.908	Compensator Control Rod Grommet				
	445870	1955-56 ALL MODELS		\$5.00	EA
15.922	Compensator Lever Assembly				
	445850	1955 ALL MODELS		INQUIRE	
	6489021	1956 ALL MODELS		INQUIRE	
15.923	Compensator Lever Ball Stud Seal				
	445359	1955-56 ALL MODELS		\$5.00	EA
15.931	Compensator Lever Seal				
	445848	1955-56 ALL MODELS		\$5.00	EA
15.932	Compensator Link				
	445914	1955-56 ALL MODELS	Right	\$125.00	EA
	445913	1955-56 ALL MODELS	Left	\$175.00	EA
15.955	Compensator Worm Shaft Bearing				
	445830	1955-56 ALL MODELS		\$25.00	EA
15.957	Compensator Worm Shaft Seal				
	445855	1955-56 ALL MODELS		\$10.00	EA
15.959	Front Load Arm				
	445761	1955 ALL MODELS		INQUIRE	
	6480946	1956 ALL MODELS		INQUIRE	
15.960	Front Load Arm Ball Stud				
	445750	1955 ALL MODELS		\$25.00	EA
15.961	Front Load Arm Ball Stud Seal				
	445926	1955 ALL MODELS		\$3.00	EA
15.962	Front Load Arm Ball Stud Seat				
	6480950	1956 ALL MODELS		\$25.00	EA
15.963	Front Load Arm Bearing				
	445885	1955-56 ALL MODELS		\$15.00	EA
15.969	Front Load Arm Link				
	445905	1955 ALL MODELS	One groove	\$65.00	EA
	445746	1955 ALL MODELS	Two groove	\$65.00	EA
	445906	1955 ALL MODELS	Three groove	\$65.00	EA
	445907	1955 ALL MODELS	Four groove	\$75.00	EA
	6489228	1956 ALL MODELS	One groove	\$65.00	EA
	6489229	1956 ALL MODELS	Two groove	\$65.00	EA
	6489230	1956 ALL MODELS	Three groove	\$65.00	EA
	6489231	1956 ALL MODELS	Four groove	\$75.00	EA
15.9712	Front Load Arm Link Ball Stud				
	445751	1955-56 ALL MODELS		\$20.00	EA

1935 - 39 Junior • 1940-56 All



Order Toll Free: 800-472-2573
Discover-MasterCard-Visa

To view parts or illustrations, please visit our website.
www.packardparts.com
Info: 1-317-736-6233 • Fax: 1-317-736-6235

15.9713	Front Load Arm Link Seat				
	445743	1955 ALL MODELS		\$25.00	EA
	6480950	1956 ALL MODELS		\$25.00	EA
15.9723	Front Load Arm Link Retainer Ball Stud				
	445750	1956 ALL MODELS	1 5/16" long	\$25.00	EA
	6479133	1956 ALL MODELS	7/8" long	\$25.00	EA
15.973	Front Load Arm Link Retainer Insulator				
	445823	1955-56 ALL MODELS		\$49.99	PR
15.974	Front Load Arm Rebound Bumper, Lower				
	445255	1955-56 ALL MODELS		\$107.79	PR
15.975	Front Load Arm Rebound Bumper Retainer				
	216724R	1955-56 ALL MODELS		\$5.00	EA
15.977	Front Load Arm Rebound Bumper, Upper				
	445347	1955-56 ALL MODELS		\$71.99	PR
15.979	Rear Load Arm				
	445749	1955 ALL MODELS		INQUIRE	
	6480947	1956 ALL MODELS		INQUIRE	
15.9792	Rear Load Arm Ball Stud				
	6479133	1956 ALL MODELS		\$25.00	EA
15.9805	Rear Load Arm Ball Stud Seat				
	6479132	1955 ALL MODELS		\$25.00	EA
	6480950	1956 ALL MODELS		\$25.00	EA
15.981	Rear Load Arm Bearing				
	445885	1955-56 ALL MODELS		\$15.00	EA
15.983	Rear Load Arm Bearing Seal				
	445345	1955-56 ALL MODELS		\$5.00	EA
15.986	Rear Load Arm Link & Ball Stud Assembly				
	445931	1955 ALL MODELS		\$75.00	EA
	6489242	1956 ALL MODELS		\$75.00	EA
15.989	Rear Load Arm Link Cushion				
	445962	1955-56 ALL MODELS		\$60.99	PR
15.990	Rear Load Arm Compression Bumper				
	445353	1955-56 ALL MODELS		\$60.00	EA
15.994	Rear Support Arm Bushing				
	465050	1955-56 ALL MODELS	Front	\$65.39	SET/4
	445343	1955 ALL MODELS	Rear, Upper	\$72.99	SET/4
	445994	1955 ALL MODELS	Rear, Lower	\$72.99	SET/4
	473313	1956 ALL MODELS	Rear	\$116.29	SET/8
15.997	Torsion Bar				
	+++++	AVAILABLE FOR MANY MODELS		INQUIRE	
15.9975	Torsion Bar (Short) Bearing Seal				
	445890	1955-56 ALL MODELS		\$2.50	EA
15.9977	Torsion Bar (Long) Bushing				
	445766	1955-56 ALL MODELS		\$62.39	PR

Group 17 TRUNK RACK

17.000	Trunk Rack				
	307899R	1935-39 ALL MODELS, 1940 110 & 120 MODELS		INQUIRE	
	341893R	1940 SU. 8 MODELS		INQUIRE	
17.001	Trunk Rack Brace (Slider Arm)				
	304255	1935-39 ALL MODELS, 1940 110 & 120 MODELS	Right	\$150.00	EA
	304254	1935-39 ALL MODELS, 1940 110 & 120 MODELS	Left	\$150.00	EA
17.002	Trunk Rack Brace Joint (Hinged Arm)				
	341012	1940 SU. 8 MODELS	Right & left	INQUIRE	
17.003	Trunk Rack Mounting Bracket				
	303184	1935-37 ALL MODELS	Left	INQUIRE	
	303185	1935-37 ALL MODELS	Right	INQUIRE	
	324820	1938-39 ALL, 1940 110 & 120 MODELS	Left	INQUIRE	
	324821	1938-39 ALL, 1940 110 & 120 MODELS	Right	INQUIRE	
	341019	1940 SU. 8 MODELS	Left	INQUIRE	
	341020	1940 SU. 8 MODELS	Right	INQUIRE	
17.00301	Trunk Rack Mounting Hardware				
	TRH108	1935-39 ALL MODELS, 1940 110 & 120 MODELS	Oval Head Screws, 4 pieces	\$50.00	SET
	303463	1935-40 ALL MODELS	Acorn Head Bolts; 4 pieces	\$40.00	SET

Order Toll Free: 800-472-2573
Discover-MasterCard-Visa

To view parts or illustrations, please visit our website.
www.packardparts.com
Info: 1-317-736-6233 • Fax: 1-317-736-6235



17.005 Trunk Rack Emblem					
	307888	1935-39 ALL MODELS, 1940 110 & 120 MODELS		INQUIRE	
	341787	1940 SU. 8 MODELS		INQUIRE	
17.006 Trunk Rack Lock Knob					
	TRH106	1935-39 ALL MODELS, 1940 110 & 120 MODELS	Wing Nut Type	INQUIRE	
	TRH107	1940 SU. 8 MODELS	Plunger Type	\$175.00	PR
17.010 Trunk Rack Acorn Nut Set					
	TRH101	1940 SU. 8 MODELS	6 piece set	\$50.00	SET
17.014 Trunk Rack Molding					
	307945	1935-39 ALL MODELS	Lower, Straight	\$95.00	EA
	307955	1935-39 ALL MODELS	Upper, Curved	\$350.00	EA
	341904	1940 SU. 8 MODELS	Lower, Straight, 4 piece set	\$425.00	SET
	341905	1940 SU. 8 MODELS	Upper, Curved	\$350.00	EA
	351245	1940 110 & 120 MODELS	Lower, Straight, 4 piece set only	\$425.00	SET
	351246	1940 110 & 120 MODELS	Upper, Curved	\$350.00	EA
Group 18 UNIVERSAL JOINT					
18.0055 Trunion Body Dust Cover					
	364673	1941-42 110, 1942 CLIPPER SIX & STD. 8		\$45.00	EA
18.010 U-Joint Kit - Front, Less Trunion					
	354670	1935-37 120 MODELS		\$125.00	KIT
	382852	1938 120 MODELS		\$125.00	KIT
	354670	1939-40 120 MODELS	With or w/o O.D.	\$125.00	KIT
	382742	1941-42 120 MODELS	With or w/o O.D.	\$125.00	KIT
	354672	1937-40 110 MODELS	W/O O.D.	\$95.00	KIT
	354670	1939-40 110 MODELS	With O.D.	\$125.00	KIT
	382741	1941-42 110 MODELS	With or w/o O.D., with Trunion Casting	\$250.00	KIT
	382741K	1941-42 110 MODELS	Trunion sold separately under Group #18.045	\$125.00	KIT
	354670	1940 ALL SU. 8 MODELS, 1941 SU. 8 MODELS 1905-08, 1942 SU. 8 MODELS 2005-08-55	With or w/o O.D.	\$125.00	KIT
	382742	1941 SU. 8 MODELS 1903-04-06-07, 1942 SU. 8 MODELS 2004-06-07	With or w/o O.D.	\$125.00	KIT
18.0152 U-Joint Kit - Front, Less Trunion					
	382741	1942 CLIPPER SIX	With O.D. trunion type	\$150.00	KIT
	382742	1942 CLIPPER SIX	W/O O.D.	\$125.00	KIT
	382742	1946-47 CLIPPER SIX	With or w/o O.D.	\$125.00	KIT
	382742	1941-47 CLIPPER STD. 8, 1942-47 CLIPPER SU. 8, 1948-50 ALL MODELS	With or w/o O.D.	\$125.00	KIT
	436292K	1951-54 ALL CLIPPER MODELS	Trunion sold separately under Group #18.045	\$125.00	KIT
	436199K	1951 2401 BODIES 2467-69, 1951-54 ALL EXCEPT CLIPPER, 1955-56 ALL EXCEPT CLIPPER & EXECUTIVE	Trunion sold separately under Group #18.045	\$145.00	KIT
	458420K	1955-56 CLIPPER & EXECUTIVE	Trunion sold separately under Group #18.045	\$125.00	KIT
	410529	1951-56 ALL MODELS	With standard transmission	\$50.00	KIT
18.0101 U-Joint Kit - Rear (1935-42 All Except Clipper)					
	354670	1935-37 120 MODELS		\$125.00	KIT
	382852	1938 120 MODELS		\$125.00	KIT
	354670	1939-40 120 MODELS	With or w/o O.D.	\$125.00	KIT
	382742	1941-42 120 MODELS	With or w/o O.D.	\$125.00	KIT
	354672	1937-40 110 MODELS	W/O O.D.	\$95.00	KIT
	354670	1939-40 110 MODELS	With O.D.	\$125.00	KIT
	382852	1941-42 110 MODELS	With or w/o O.D.	\$125.00	KIT
	354670	1940 ALL SU. 8	With or w/o O.D.	\$125.00	KIT
	382742	1941-42 ALL SU. 8	With or w/o O.D.	\$125.00	KIT

1935 - 39 Junior • 1940-56 All



Order Toll Free: 800-472-2573
Discover-MasterCard-Visa

To view parts or illustrations, please visit our website.
www.packardparts.com
Info: 1-317-736-6233 • Fax: 1-317-736-6235

18.01521	U-Joint Kit - Rear (1941-47 Clipper, 1948-56 All)				
	382742	1942 CLIPPER SIX	W/O O.D.	\$125.00	KIT
	382852	1942 CLIPPER SIX	With O.D.	\$125.00	KIT
	382742	1946-47 CLIPPER SIX	With or w/o O.D.	\$125.00	KIT
	382742	1941 CLIPPER	With or w/o O.D.	\$125.00	KIT
	382742	1942 CLIPPER STD. 8	W/O O.D.	\$125.00	KIT
	382852	1942 CLIPPER STD. 8	With O.D.	\$125.00	KIT
	382742	1946-47 CLIPPER STD. 8, 1942 - 1947 CLIPPER SU. 8, 1948-50 ALL MODELS	With or w/o O.D.	\$125.00	KIT
	436279	1951-54 ALL CLIPPER EXCEPT BODIES 2467-2469	With ultramatic	\$125.00	KIT
	436305	1951 2401 BODIES 2467-69, 1951-54 ALL MODELS EXCEPT CLIPPER	With ultramatic	\$175.00	KIT
	458395	1955-56 CLIPPER & EXECUTIVE	With ultramatic	\$125.00	KIT
	458396	1955-56 ALL MODELS EXCEPT CLIPPER & EXECUTIVE	With ultramatic	\$145.00	KIT
	410529	1951-56 ALL MODELS	With standard transmission	\$50.00	KIT
18.013	Drive Shaft				
	+++++	1935-56 AVAILABLE FOR MANY MODELS		INQUIRE	
18.0154	U-Joint Dust Cover Boot Kit				
	436426	1951-56 ALL MODELS	Front, With ultramatic; See also group # 18.0055	\$75.00	EA
18.0255	Drive Shaft Carrier Bearing				
	323068	1938-54 ALL MODELS	With 2 piece drive shaft	\$35.00	EA
18.027	Carrier Bearing Support Insulator				
	327699	1938-54 ALL MODELS	With 2 piece drive shaft	\$12.50	EA
18.0285	Carrier Bearing Support Insulator Washer				
	327700	1938-54 ALL MODELS	With 2 piece drive shaft	\$5.00	EA
18.030	Carrier Bearing Rubber Retainer				
	323069	1938-54 ALL MODELS	With 2 piece drive shaft	\$69.19	EA
18.031	Center Carrier Bearing Support				
	323072	1938-54 ALL MODELS	With 2 piece drive shaft	\$60.00	EA
18.032	Drive Shaft Slip Joint				
	+++++	1935-56 AVAILABLE FOR MANY MODELS	See also group # 18.0325	INQUIRE	
18.0434	U-Joint Bearing Retainer				
	426438	1951-54 ALL CLIPPER MODELS	Rear; Fork type	\$25.00	PR
	426439	1951-54 ALL MODELS EXCEPT CLIPPER	Rear; Fork type	\$25.00	PR
	+++++	1935-56 AVAILABLE FOR MANY MODELS	Front & rear	INQUIRE	
18.045	U-Joint Trunion Body - Front				
	364668	1941 110, 1942 CLIPPER SIX & STD. 8		INQUIRE	
	436096	1951 ALL CLIPPER (200) MODELS		\$125.00	EA
	436277	1952-56 ALL CLIPPER MODELS		\$125.00	EA
	436179	1951-56 ALL MODELS EXCEPT CLIPPER		\$225.00	EA
Group 19 WHEEL					
19.000	Wheel				
	+++++	1935-56 AVAILABLE FOR MANY MODELS		INQUIRE	
19.0001	Wheel Lug Bolt				
	338811	1935-39 ALL MODELS, 1942-47 ALL 6 CYL., 1940-53 ALL 8 CYL., 1954-55 ALL MODELS EXCEPT CLIPPER		\$5.00	EA
	329663	1940-41 110 MODELS		\$3.00	EA
	419493	1954-55 CLIPPER		\$5.00	EA
	6484112	1956 ALL MODELS	Lug bolt	\$8.00	EA
	6480683	1956 ALL MODELS	Lug nut	\$2.00	EA
19.001	Wheel Front Hub Dust Cover (Grease Cap)				
	302683	1935-38 ALL MODELS		\$25.00	EA
	333728	1939 110, 1939-42 ALL 8 CYL., 1946-47 CLIPPER SU.8, 1948-50 CU. 8		\$25.00	EA
	231217	1946-47 MODEL 2126		\$35.00	EA
	334977	1940-42 110, 1942-47 CLIPPER SIX & STD. 8, 1948-50 ALL EXCEPT CU. 8, 1951-55 ALL MODELS, 1956 ALL MODELS EXCEPT CLIPPER		\$25.00	EA
	473261	1956 CLIPPER		\$25.00	EA

Order Toll Free: 800-472-2573
Discover-MasterCard-Visa

To view parts or illustrations, please visit our website.
www.packardparts.com
Info: 1-317-736-6233 • Fax: 1-317-736-6235



19.0015 Wheel Hub Oil Seal - Front					
	316756	1935-39 ALL MODELS, 1940-42 ALL 8 CYL., 1946-47 CLIPPER SU. 8, 1948-50 CU. 8		\$25.00	EA
	237476	1946-47 MODEL 2126		\$20.00	EA
	329536	1940-42 T10, 1942-47 CLIPPER SIX & STD. 8, 1948-50 ALL MODELS EXCEPT CU. 8, 1951-53 ALL MODELS, 1954-56 ALL MODELS EXCEPT CLIPPER		\$20.00	EA
	455059	1954-55 CLIPPER		\$15.00	EA
	473260	1956 CLIPPER		\$20.00	EA
19.002 Hub Cap					
	+++++	1935-56 AVAILABLE FOR MANY MODELS		INQUIRE	
19.00201 Hub Cap, Spare Tire					
	362088	1941 6 CYL.		\$45.00	EA
	362089	1941-42 ALL 8 CYL., 1946-47 ALL MODELS		\$45.00	EA
	395554	1948-50 ALL MODELS		\$45.00	EA
	448073	1953 CARIBBEAN	On continental kit	\$125.00	EA
	461301	1954 CARIBBEAN	On continental kit	\$125.00	EA
19.003 Hub Cap Clip & Rivet					
	304149	1935-36 120 MODELS	Clip	\$15.00	EA
	320202	1937-39 ALL MODELS	Clip	\$15.00	EA
	354320	1940-42 110 MODELS	Clip	\$15.00	EA
	348552	1940-42 ALL 8 CYL., 1946-50 ALL EXCEPT MODEL 2126	Clip	\$15.00	EA
	239476	1946-47 MODEL 2126	Clip	\$15.00	EA
	4403	1935-36 120 MODELS	Rivet	\$2.50	EA
	320203	1937-50 ALL MODELS	Rivet	\$2.50	EA
19.0035 Hub Cap Emblem					
	354866	1940-42 SU. 8 SERIES 180		INQUIRE	
	377859	1942-47 CLIPPER SU. 8		\$175.00	EA
	436427	1948-50 CU. 8, 1951 MODEL 2406		\$145.00	EA
19.041 Wheel Trim Ring					
	+++++	1935-56 AVAILABLE FOR MANY MODELS		INQUIRE	
Tire Cover					
19.026 Tire Cover Molding					
	354408S	1940 120 & SU. 8	6 piece set, Speed strips	\$300.00	SET
19.031 Tire Cover Molding					
	304524	1936-37 120 MODELS	Face plate	\$250.00	PR
	SMFPS	1936-37 120 MODELS	Face plate screws; 20 req	\$2.00	EA
19.037 Tire Cover Molding					
	304527	1936-37 120 MODELS	Tread cover	\$250.00	PR
19.162 Continental Kit Lock Push Button Assembly					
	448070	1953-54 CARIBBEAN		\$75.00	EA
19.176 Tire Cover Script Plate					
	444213	1953-54 CARIBBEAN	"Packard"; Chrome; 8 1/8"	\$75.00	EA
19.1795 Continental Kit Hub Cap Extension					
	461297	1954 CARIBBEAN	Mounting hub for hub cap	\$75.00	EA
Tires					
19.200 Tires					
	+++++	1935-56 AVAILABLE FOR MANY MODELS	Available in bias-ply or radial, Black wall or wide white wall	INQUIRE	

1935 - 39 Junior • 1940-56 All

Group 29 AIR CONDITIONING					
29.006 Blower Motor					
				INQUIRE	
29.010 Blower Switch					
				INQUIRE	
29.030 Blower Switch Knob					
				INQUIRE	
29.040 Blower Switch Name Plate					
				INQUIRE	
29.070 Air Conditioning Compressor Belt					
				INQUIRE	
29.0712 Idler Pulley Bearing					
				INQUIRE	
29.082 Compressor Clutch Bearing					
				INQUIRE	



Order Toll Free: 800-472-2573
Discover-MasterCard-Visa

To view parts or illustrations, please visit our website.
www.packardparts.com
Info: 1-317-736-6233 • Fax: 1-317-736-6235

29.0895	Compressor To Compressor Muffler Assembly				
				INQUIRE	
29.081	Compressor Seal Kit				
				INQUIRE	
29.130	Compressor Pulley				
				INQUIRE	
29.210	Control Switch				
				INQUIRE	
29.230	Control Switch Knob				
				INQUIRE	
29.240	Control Switch Knob Name Plate				
				INQUIRE	
29.458	Evaporator To Compressor Muffler				
				INQUIRE	
29.620	Relay Assembly				
				INQUIRE	

Group 30 & 31 BODY

30.0307	Sun Visor Bracket Set				
	399241S	1948-54 ALL CONVERTIBLES	Eight piece set, bronze, needs plated	\$550.00	SET
	399241SS	1948-54 ALL CONVERTIBLES	Eight piece set, polished stainless steel	\$650.00	SET
30.04	Belt Line Molding				
	BLM101	1940 2 DOOR & CONVERTIBLE MODELS	Set includes hood, cowl, doors & rear 1/4 belt moldings (both sides)	\$650.00	SET
	BLM102	1940 4 DOOR SEDAN MODELS	Set includes hood, cowl, doors& rear 1/4 belt moldings (both sides)	\$700.00	SET
	BLM105	1940 LIMOS	Set includes hood, cowl, doors& rear 1/4 belt moldings (both sides)	\$750.00	SET
	BLM106	1940 TOURING SEDANS, MODELS 1332 & 1342	Set includes hood, cowl, doors& rear 1/4 belt moldings (both sides)	\$750.00	SET
	+++++	1941-47 CLIPPER AVAILABLE FOR MOST MODELS, 1948-56 ALL MODELS		INQUIRE	
30.022	Day/Night Tilt Type Rearview Mirror				
	437238	1951-54 ALL MODELS		\$125.00	EA
	469491	1955-56 ALL MODELS		\$125.00	EA
<i>Front Doors</i>					
30.30075	Door Molding, Front				
	+++++	AVAILABLE FOR MOST MODELS		INQUIRE	
30.319	Door Lock Assembly, Front				
	+++++	AVAILABLE FOR MOST MODELS		INQUIRE	
30.3195	Door Lock Cylinder, Front (Un-coded)				
	307088	1941-47 CLIPPER		\$50.00	EA
	410434	1948-50 ALL MODELS		\$50.00	EA
	436205	1951-54 ALL MODELS		\$65.00	EA
	458963	1955-56 ALL MODELS		\$65.00	EA
30.320	Door Lock Cylinder, Front (Un-coded)				
	307088	1935-37 115 & 120		\$50.00	EA
	326030	1938 110 & 120		\$50.00	EA
	337017	1939-42 ALL MODELS		\$50.00	EA
30.325	Door Lock Hairpin Spring, Front				
	312762S	1936-37 120 & 115 MODELS	Right	\$25.00	EA
	312763S	1936-37 120 & 115	Left	\$25.00	EA
	330169	1938-42 ALL MODELS	Right	\$25.00	EA
	330564	1938-42 ALL MODELS	Left	\$25.00	EA
30.3227	Door Lock Key Blank				
	458061	1935-56 ALL MODELS	Reproduction "Packard Motor Car Co., Detroit" block lettered round key	\$10.00	EA
30.326	Door Handle, Front, Outer				
	+++++	AVAILABLE FOR SOME MODELS		INQUIRE	
30.3282	Door Handle Retainer Clip, Front, Outer				
	425352	1951-56 ALL MODELS	Right	\$45.00	EA
	425353	1951-56 ALL MODELS	Left	\$45.00	EA
30.33068	Door Lock Escutcheon Plate				
	399083	1948-54 ALL HARD TOP & CONVERTIBLES	Chrome	\$55.00	EA
30.3307	Door Lock Knob (Specify Color)				
	+++++	1941-47 CLIPPER AVAILABLE FOR MOST MODELS, 1948-54 ALL MODELS EXCEPT HARD TOP & CONVERTIBLES		\$10.00	EA
	396916	1948-54 ALL HARD TOP & CONVERTIBLES		\$20.00	EA
30.332	Door Handle, Front, Inside				
	396478	1948-54 ALL MODELS		\$35.00	EA
	466339	1955 ALL MODELS		\$45.00	EA

Order Toll Free: 800-472-2573
Discover-MasterCard-Visa

To view parts or illustrations, please visit our website.
www.packardparts.com
Info: 1-317-736-6233 • Fax: 1-317-736-6235



	6485349	1956 ALL MODELS		\$45.00	EA
--	---------	-----------------	--	---------	----

1935 - 39 Junior • 1940-56 All



30.33201	Door Handle Retainer, Front, Inside				
	132972	1935-54 ALL MODELS	Pin	\$1.00	EA
	475133	1955 ALL MODELS	Clip	\$10.00	EA
	6485347	1956 ALL MODELS	Clip	\$10.00	EA
30.334	Door Handle Escutcheon Plate, Front, Inside				
	+++++	AVAILABLE FOR MOST MODELS		INQUIRE	
30.335	Door Handle Spring, Front, Inside				
	133264	1935-54 ALL MODELS		\$5.00	EA
	475164	1955-56 ALL MODELS		\$5.00	EA
30.340	Door Lock Striker & Dovetail Assembly, Front				
	357738	1938-42 ALL MODELS EXCEPT COUPES & CONVERTIBLES		INQUIRE	
30.341	Door Striker Plate, Front				
	+++++	1935-42 ALL CLOSED CARS	Available for some models	INQUIRE	
	337621	1936-42 ALL CONVERTIBLE MODELS	Core charge=\$30	\$95.00	+ EXCH
	+++++	1946-56 ALL MODELS	Available for all models	INQUIRE	
30.3418	Door Striker Nylon Insert, Front				
	448004	1953-55 ALL MODELS	Right	\$25.00	EA
	448005	1953-55 ALL MODELS	Left	\$25.00	EA
30.344	Door Weatherstrip, Front				
	+++++	1935-56 ALL MODELS	See rubber catalog	INQUIRE	
30.35127	Power Window Cylinder, Front				
	391767	1948-54 ALL MODELS		\$175.00	EA
30.35133	Power Window Cylinder Flex Hose, Front				
	417548	1948-54 ALL HARD TOP & CONVERTIBLES		\$50.00	EA
	409325	1948-54 ALL SEDANS		\$50.00	EA
30.35135	Power Window Hose Conduit, Front				
	396966	1948-50 ALL MODELS		\$78.50	PR
	432799	1951-56 ALL MODELS		\$78.50	PR
30.386	Window Regulator, Front				
	+++++	AVAILABLE FOR SOME MODELS		INQUIRE	
30.3861	Power Window Motor, Front				
	474386	1955-56 ALL MODELS	Right; Less transmission; Core charge=\$75	\$275.00	+ EXCH
	474387	1955-56 ALL MODELS	Left; Less transmission; Core charge=\$75	\$275.00	+ EXCH
30.38615	Power Window Motor Mounting Insulator				
	474394	1955-56 ALL MODELS	Rubber	\$15.00	EA
30.38617	Power Window Motor Shaft & Pinion				
	474388	1955-56 ALL MODELS		\$30.00	EA
30.38618	Power Window Motor Worm Gear				
	474390	1955-56 ALL MODELS		\$25.00	EA
30.38773	Power Window Circuit Breaker				
	472113	1955-56 ALL MODELS	40 amp; Core charge = \$35	\$50.00	+ EXCH
30.387732	Power Window Switch, "Less Plate"				
	472032	1955-56 ALL MODELS	Single switch	INQUIRE	
	472029	1955-56 ALL MODELS	4 gang switch	INQUIRE	
	+++++	1948-54	See group # 30.824961		
30.387733	Power Window Switch Connector with Wires				
	472032B	1955-56 ALL MODELS	Single switch	\$50.00	EA
	472029B	1955-56 ALL MODELS	4 gang switch	\$75.00	EA
30.387734	Power Window Switch Escutcheon Grommet				
	6478000	1955-56 ALL MODELS	Single switch	\$31.19	EA
	6478001	1955-56 ALL MODELS	4 gang switch	\$36.89	EA
30.388	Window Crank Handle, Front (Specify Knob Color)				
	+++++	AVAILABLE FOR MOST MODELS		INQUIRE	
30.391	Window Crank Handle Spring, Front				
	133264	1936-54 ALL MODELS		\$5.00	EA
	475164	1955-56 ALL MODELS		\$5.00	EA
30.410	Vent Wing Lock Handle, Front				
	+++++	AVAILABLE FOR MOST MODELS		INQUIRE	
30.428	Vent Regulator Gear				
	311412	1935-39 SOME MODELS	Right; Fits 3/8" shaft, Press Fit	\$75.00	EA
	311413	1935-39 SOME MODELS	Left; Fits 3/8" shaft, Press Fit	\$75.00	EA
	VG36-42SR	1937-42 SOME MODELS	Rt or Lt; Fits 7/16" shaft; Roll Pin Fitted	\$75.00	EA

Order Toll Free: 800-472-2573
Discover-MasterCard-Visa

To view parts or illustrations, please visit our website.
www.packardparts.com
Info: 1-317-736-6233 • Fax: 1-317-736-6235



Firewalls					
30.833 Firewall Insulator					
	FWI-35120-C	1935 MODEL 120		\$319.00	EA
	FWI-36120-C	1936 MODEL 120		\$319.00	EA
	FWI-3637-SP	1936-37 MODELS 115, 120	Cowl Side Panel	\$187.00	EA
	FWI-37120-C	1937 MODELS 115, 120		\$319.00	EA
	FWI-38120-C	1938 MODELS 110, 120		\$319.00	EA
	FWI-38120-SP	1938 JUNIOR MODELS	Cowl Side Panel	\$187.00	EA
	FWI-39120-C	1939 MODELS 110, 120		\$319.00	EA
	FWI-39120-SP	1939 JUNIOR MODELS	Cowl Side Panel	\$187.00	EA
	FWI-4000-C	1940 ALL MODELS		\$319.00	EA
	FWI-4000-SP	1940 ALL	Cowl Side Panel	\$187.00	EA
	FWI-4000D-C	1940 MODEL DARRIN		\$319.00	EA
	FWI-41120-SP	1941-42 MODELS 110, 120	Cowl Side Panel	\$187.00	EA
	FWI-41160-C	1941-42 MODEL 160		\$319.00	EA
	FWI-4142-C	1941-42 MODELS 110, 120, 180		\$319.00	EA
	FWI-4147-C	1941-47 CLIPPER MODELS		\$319.00	EA
	FWI-4850-C	1948-50 ALL MODELS		\$319.00	EA
	FWI-5154-C	1951-54 ALL MODELS		\$319.00	EA
	FWI-5556-C	1955-56 MODELS		\$253.00	EA
Rear Doors					
30.4367 Door Molding, Rear					
	+++++	AVAILABLE FOR MOST MODELS		INQUIRE	
30.449 Door Lock Assembly, Rear					
	+++++	AVAILABLE FOR SOME MODELS		INQUIRE	
30.449501 Door Lock Hair Pin Spring, Rear					
	312762S	1936-37 120 & 115	Right	\$25.00	EA
	312763S	1936-37 120 & 115	Left	\$25.00	EA
	330169	1938-42 ALL MODELS	Right	\$25.00	EA
	330564	1938-42 ALL MODELS	Left	\$25.00	EA
30.450 Door Handle, Rear, Outer					
	+++++	AVAILABLE FOR SOME MODELS		INQUIRE	
30.4509 Door Handle Retainer Clip, Rear, Outer					
	425358	1951-56 ALL MODELS	Right	\$45.00	EA
	425359	1951-56 ALL MODELS	Left	\$45.00	EA
30.451 Door Lock Cylinder, Rear (Un-coded)					
	307088	1937 MODEL 138CD, 1946-47 MODEL 2126		\$50.00	EA
	326030	1938 MODEL 1602 LIMO		\$50.00	EA
	337017	1939-42 LIMO MODELS		\$50.00	EA
	410434	1948 LIMO		\$50.00	EA
	436205	1953-54 LIMO		\$65.00	EA
30.457 Door Handle, Rear, Inner					
	396478	1948-54 ALL MODELS		\$35.00	EA
	466339	1955 ALL MODELS		\$45.00	EA
	6485349	1956 ALL MODELS		\$45.00	EA
30.45701 Door Handle Retainer, Rear, Inner					
	132972	1935-54 ALL MODELS	Pin	\$1.00	EA
	475133	1955 ALL MODELS	Clip	\$10.00	EA
	6485347	1956 ALL MODELS	Clip	\$10.00	EA
30.459 Door Handle Escutcheon Plate, Rear, Inner					
	+++++	AVAILABLE FOR MOST MODELS		INQUIRE	
30.460 Door Handle Spring, Rear, Inside					
	133264	1935-54 ALL MODELS		\$5.00	EA
	475164	1955-56 ALL MODELS		\$5.00	EA
30.465 Door Lock Striker & Dovetail Assembly, Rear					
	357738	1938-42 ALL MODELS EXCEPT COUPES & CONVERTIBLES		INQUIRE	
30.466 Door Lock Striker Plate, Rear					
	+++++	1935-42 ALL CLOSED CARS		INQUIRE	
	337621	1936-42 CONVERTIBLE SEDAN	Core charge=\$30	\$65.00	+ EXCH
	+++++	1946-56 ALL MODELS		INQUIRE	
30.4665 Door Striker Nylon Insert, Rear					
	448004	1953-55 ALL MODELS	Right	\$25.00	EA
	448005	1953-55 ALL MODELS	Left	\$25.00	EA
30.469 Door Weatherstrip, Rear					
	+++++	1935-56 ALL MODELS	See rubber catalog	INQUIRE	
30.4762 Power Window Cylinder, Rear					
	417537	1948-54 ALL MODELS		\$175.00	EA
30.4764 Power Window Cylinder Flex Hose, Rear					
	417674	1948-54 ALL MODELS	34"	\$50.00	EA
	417675	1948-54 ALL MODELS	9"	\$35.00	EA

1935 - 39 Junior • 1940-56 All



Order Toll Free: 800-472-2573
Discover-MasterCard-Visa

To view parts or illustrations, please visit our website.
www.packardparts.com
Info: 1-317-736-6233 • Fax: 1-317-736-6235

JR 70

30.4765	Power Window Hose Conduit, Rear				
	396966	1948-50 ALL MODELS		\$85.79	PR
	432799	1951-56 ALL MODELS		\$85.79	PR
30.502	Window Regulator, Rear				
	*****	AVAILABLE FOR SOME MODELS		INQUIRE	
30.50212	Power Window Motor, Rear				
	474386	1955-56 ALL MODELS	Right; Less transmission; Core charge=\$75	\$275.00	+ EXCH
	474387	1955-56 ALL MODELS	Left; Less transmission; Core charge=\$75	\$275.00	+ EXCH
30.504	Window Crank Handle, Rear (Specify Knob Color)				
	*****	AVAILABLE FOR MOST MODELS		INQUIRE	
30.5055	Window Crank Handle Escutcheon Plate, Rear (Specify Color)				
	*****	AVAILABLE FOR MOST MODELS		INQUIRE	
30.506	Window Crank Handle Spring, Rear, Inner				
	133264	1935-54 ALL MODELS		\$5.00	EA
	475164	1955-56 ALL MODELS		\$5.00	EA
30.5527	Window Wing Lock Handle, Rear				
	*****	AVAILABLE FOR MOST MODELS		INQUIRE	
Front Fender (1941-47 Clipper, 1948-56 All Models)					
30.7805	Fender Molding, Front				
	*****	AVAILABLE FOR MOST MODELS		INQUIRE	
30.78054	Fender Spear Molding, Front				
	413240	1949-50 ALL 23RD SERIES	Right	INQUIRE	
	413241	1949-50 ALL 23RD SERIES	Left	INQUIRE	
	422464	1951-52 ALL MODELS	Right	INQUIRE	
	422465	1951-52 ALL MODELS	Left	INQUIRE	
	444164	1953 MODELS 2662-65-77-79-92-95-97	Right	INQUIRE	
	444165	1953 MODELS 2662-65-77-79-92-95-97	Left	INQUIRE	
30.7815	Fender Script Plate, Front				
	*****	AVAILABLE FOR SOME MODELS		INQUIRE	
	H-99999	1948-50 ALL HENNEY MODELS EXCEPT LIMO	"Henney"; Chrome; 12 1/2"	\$125.00	EA
	457859	1954 CARIBBEAN	"Caribbean"; Chrome; 9 1/4"	\$95.00	EA
	469181	1955-56	"Four"; Gold; 4 5/8"	\$40.00	EA
	469182	1955-56	"Hundred"; Gold; 7 3/4"	\$50.00	EA
	469517	1955-56	"Caribbean"; Gold; 9 1/4"	\$95.00	EA
	469892	1955-56	"Patrician"; Gold; 9 11/16"	\$65.00	EA
Rear Fender (1941-47 Clipper, 1948-56 All Models)					
4.16273	Tail Light Extension				
	*****	1949-54 AVAILABLE FOR MOST MODELS		INQUIRE	
30.791	Rear Fender Gas Filler Lid				
	*****	1941-47 CLIPPER, 1948-56 ALL MODELS	Available for most models	INQUIRE	
30.7912	Rear Fender Gas Filler Bumper				
	357434	1941-47 CLIPPER, 1948-50 ALL MODELS		\$2.50	EA
	437007	1951-56 ALL MODELS		\$2.00	EA
30.7918	Rear Fender Gas Filler Lid Spring				
	357433	1941-47 CLIPPER, 1948-50 ALL MODELS	Front	\$12.50	EA
	359625	1941-47 CLIPPER, 1948-50 ALL MODELS	Rear	\$12.50	EA
	424789	1951-56 ALL MODELS		\$15.00	EA
30.7925	Fender Molding, Rear				
	*****	AVAILABLE FOR MOST MODELS		INQUIRE	
30.7928	Fender Script Plate, Rear				
	*****	AVAILABLE FOR SOME MODELS		INQUIRE	
30.793	Fender Skirts				
	394774	1948-50 ALL MODELS	Right	INQUIRE	
	394775	1948-50 ALL MODELS	Left	INQUIRE	
	422760	1951-54 ALL MODELS	Right	\$125.00	EA
	422761	1951-54 ALL MODELS	Left	\$125.00	EA
	469196	1955-56 CLIPPER & EXECUTIVE	Right	\$125.00	EA
	469197	1955-56 CLIPPER & EXECUTIVE	Left	\$125.00	EA
	469108	1955-56 ALL MODELS EXCEPT CLIPPER & EXECUTIVE	Right	\$125.00	EA
	469109	1955-56 ALL MODELS EXCEPT CLIPPER & EXECUTIVE	Left	\$125.00	EA
30.7934	Fender Skirt Welting				
	399897	1948-50 ALL MODELS		\$20.00	PR
	425978	1951-54 ALL MODELS		\$20.00	PR
	469070	1955-56 ALL MODELS		\$20.00	PR
30.7939	Fender Skirt Molding				
	396426	1948-49 ALL 22ND SERIES		INQUIRE	
	396424	1948-49 22ND SERIES CU. 8	Right; Upper	INQUIRE	
	396425	1948-49 22ND SERIES CU. 8	Left; Upper	INQUIRE	
	469672	1955-56 ALL MODELS EXCEPT CLIPPER	Center	\$50.00	EA

Order Toll Free: 800-472-2573
Discover-MasterCard-Visa

To view parts or illustrations, please visit our website.
www.packardparts.com
Info: 1-317-736-6233 • Fax: 1-317-736-6235



Floor					
30.8105	Door Sill Rubber Mat Set				
	DSP106	1946-47 CLIPPER, 1948-50 ALL 4 DOOR MODELS EXCEPT LIMOS	4 piece set	INQUIRE	
	DSP107	1941-47 CLIPPER 2 DOOR, 1948-50 ALL 2 DOOR MODELS	2 piece set	INQUIRE	
	DSP108	1946-47 CLIPPER MODEL 2126, 1948-50 LIMO MODELS 2226, 2222	4 piece set	INQUIRE	
30.806	Door Sill Scuff Plate Set - Stainless Steel				
	DSP101	1941-47 CLIPPER, 1948-50 ALL 4 DOOR MODELS EXCEPT LIMOS	4 piece set	\$250.00	SET
	DSP102	1941-47 CLIPPER, 1948-50 ALL 2 DOOR MODELS	2 piece set	\$200.00	SET
	DSP103	1941-47 CLIPPER, 1948-49 LIMO MODELS 2126, 2226, 2222	4 piece set	\$250.00	SET
30.806	Door Sill Scuff Plate Set - Aluminum				
	+++++	1935-42 ALL EXCEPT CLIPPER	Available for most models	INQUIRE	
	+++++	1951-56 MODELS NOT LISTED BELOW		INQUIRE	
	DSP51-53	1951-53 2 DOOR MODELS (NOT CLIPPER)		\$395.00	PR
	DSP51-534DR	1951-53 4 DOOR MODELS (NOT CLIPPER)		\$495.00	SET
	DSP542DR	1954 2 DOOR MODELS (NOT CLIPPER)		\$395.00	PR
	DSP55-56	1955-56 2 DOOR MODELS (NOT CLIPPER)		\$395.00	PR
30.8135	Rocker Panel Moldings				
	372074	1941 MODEL 1401, 1942-47 CLIPPER SU. 8	Right; 92 7/8"	\$225.00	EA
	372075	1941 MODEL 1401, 1942-47 CLIPPER SU. 8	Left; 92 7/8"	\$225.00	EA
	372272	1942-47 CLIPPER 6 CYL. & STD. 8	Right; 86 1/2"	\$225.00	EA
	372273	1942-47 CLIPPER 6 CYL. & STD. 8	Left; 86 1/2"	\$225.00	EA
	383842	1946-47 CLIPPER MODEL 2126	Right; 118"	\$250.00	EA
	383843	1946-47 CLIPPER MODEL 2126	Left; 118"	\$250.00	EA
	383842H	1948-50 HENNEY MODELS 2213-2313	Right; 124"	\$250.00	EA
	383843H	1948-50 HENNEY MODELS 2213-2313	Left; 124"	\$250.00	EA
	454212	1954 MODELS 5450-51	Right	INQUIRE	
	454213	1954 MODELS 5450-51	Left	INQUIRE	
	447788	1954 PATRICIAN	Right	INQUIRE	
	447789	1954 PATRICIAN	Left	INQUIRE	
	452058/9	1953-54 CARIBBEAN	Right & left	\$550.00	PR
	466386	1955-56 CLIPPER ALL EXCEPT 5567	Right & left	INQUIRE	
	466394	1955 CLIPPER MODEL 5567	Right	INQUIRE	
	466395	1955 CLIPPER MODEL 5567	Left	INQUIRE	
	469718	1955-56 ALL EXCEPT CLIPPER	Right	INQUIRE	
	469719	1955-56 ALL EXCEPT CLIPPER	Left	INQUIRE	
31.430	Floor Covering				
	FM1935-42J	1935-39 120, 1937-42 6 CYL., 1940-42 SU.8 EXCEPT 1941-42 CLIPPER	Reproduction rubber floor mat, for models without front carpet	\$425.00	EA
Fresh Air Duct					
30.8232	Fresh Air Duct Control Cables				
	+++++	1948-56 ALL MODELS	All cables available for fresh air, defrost, heat, heater control valve, & air conditioning	INQUIRE	
30.8243	Fresh Air Duct Hose (Black Cloth Wrapped)				
	ADH101	1951-52 ALL MODELS, 1955-56 ALL MODELS	Sold by the foot, 2' needed.	\$15.00	FT
	ADH102	1948-50 ALL MODELS	4 1/2"x1'	\$15.00	EA
Hydraulic System					
30.82493	Hydraulic System Circuit Breaker				
	393746	1948-54 ALL MODELS	30 amp	\$35.00	EA
30.82494	Hydraulic System Motor & Pump				
	407656	1948-54 ALL MODELS		INQUIRE	
30.824940	Hydraulic System Insulator				
	327699	1948-54 ALL MODELS	Inner	\$12.50	EA
	327700	1948-54 ALL MODELS	Outer	\$5.00	EA
30.824942	Hydraulic System Motor & Pump Rubber Mounts				
	410154	1948-54 ALL MODELS		\$19.89	EA
30.8249432	Hydraulic Pump Reservoir				
	410142	1948-54 ALL MODELS		\$45.00	EA
30.8249428	Hydraulic System Solenoid Switch				
	410156	1948-54 ALL MODELS	Core charge=\$30	\$95.00	+ EXCH
30.824945	Hydraulic System Pump To Dash Pressure Hose				
	396971	1948-50 ALL MODELS	Pump mounted on fire wall	\$50.00	EA
	401986	1948-50 ALL MODELS	Pump mounted on fender splasher	\$50.00	EA
	432798	1951-54 ALL MODELS		\$50.00	EA
30.824947	Hydraulic System Pump To Dash Return Hose				
	396970	1948-50 ALL MODELS	Pump mounted on fire wall	\$50.00	EA
	401986	1948-50 ALL MODELS	Pump mounted on fender splasher	\$50.00	EA
	435369	1951-54 ALL MODELS		\$50.00	EA
30.82496	Power Window Switch Assembly				
	396767	1948-50 ALL MODELS	4 gang switch; Core charge=\$55	\$195.00	+ EXCH
	396765	1948-50 ALL MODELS	Single switch; Core charge=\$30	\$95.00	+ EXCH

1935 - 39 Junior • 1940-56 All



Order Toll Free: 800-472-2573
Discover-MasterCard-Visa

To view parts or illustrations, please visit our website.
www.packardparts.com
Info: 1-317-736-6233 • Fax: 1-317-736-6235

30.824961	Power Window Switch, "Less Plate"				
	410329	1948-50 ALL MODELS	Single switch: Core charge=\$30	\$65.00	+ EXCH
	436295	1951-54 ALL MODELS	4 gang switch	INQUIRE	
	436296	1951-54 ALL MODELS	Single switch	INQUIRE	
	+++++	1955-56	See group # 30.387732	INQUIRE	
License Plate Bracket					
30.8465	License Plate Bracket, Front				
	+++++	1937-47 ALL MODELS	See group # 2.014		
	+++++	1948-56 AVAILABLE FOR ALL MODELS		INQUIRE	
30.847	License Plate Bracket, Rear				
	+++++	1935-37 ALL MODELS	See group #s 4.1631 & 4.1632		
	+++++	1938-56 AVAILABLE FOR MOST MODELS		INQUIRE	
Radiator Grille					
30.8740	Grille Emblem				
	391374	1948-50 ALL MODELS		INQUIRE	
	437473	1952-54 ALL MODELS		INQUIRE	
	+++++	1955-56 AVAILABLE FOR MOST MODELS		INQUIRE	
30.87400	Grille Emblem Bezel				
	437474	1952-54 ALL MODELS		INQUIRE	
Front Seat					
30.927	Seat Adjusting Handle				
	363144	1941-55 SOME MODELS	Mounts with set screw horizontally thru side of handle base	INQUIRE	
	370377	1941-54 SOME MODELS	Mounts with set screw vertically thru top of handle base	INQUIRE	
30.82496	Power Seat Switch Assembly				
	396765	1948-50 ALL MODELS	Core charge=\$30	\$95.00	+ EXCH
30.92784	Power Seat Cylinder				
	396212	1948-54 ALL WITH POWER SEATS		\$175.00	EA
30.93012	Power Seat Switch Assembly				
	439709	1954 ALL MODELS	With 4-way seat	INQUIRE	
	472059	1955 ALL MODELS	With 4-way seat	INQUIRE	
	472068	1955 ALL MODELS	With 2-way seat	INQUIRE	
	6478846	1956 ALL MODELS		\$150.00	EA
30.93017	Power Seat Motor, Horizontal				
	474460	1955-56 ALL MODELS	Core charge=\$75	\$225.00	+ EXCH
30.930227	Power Seat Motor, Vertical				
	474460	1955-56 ALL MODELS	Core charge=\$75	\$225.00	+ EXCH
Convertible Folding Top					
31.0005	Convertible Top Molding, Belt Rail				
	385091	1948-50 ALL MODELS	Stainless steel	INQUIRE	
	437483	1951-56 ALL MODELS	Stainless steel	INQUIRE	
31.0158	Convertible Top Molding, Rear Bow				
	437484	1951-56 ALL MODELS	Stainless steel; Includes retainer	\$125.00	EA
31.0383	Convertible Top Handle				
	396104	1948-54 ALL MODELS	Stainless steel	\$150.00	EA
31.0386	Convertible Top Front Header Molding				
	396906	1948-50 ALL MODELS	Right; Stainless steel	\$150.00	EA
	396907	1948-50 ALL MODELS	Left; Stainless steel	\$150.00	EA
	435508	1951-54 ALL MODELS	Right; Stainless steel	\$150.00	EA
	435509	1951-54 ALL MODELS	Left; Stainless steel	\$150.00	EA
31.0542	Convertible Top Pump Assembly				
	469579	1955-56 ALL MODELS		\$295.00	EA
31.0543	Convertible Top Pump To Cylinder Hose Assembly				
	469581	1955-56 ALL MODELS		\$150.00	PR
31.0544	Convertible Top Switch				
	472008	1955-56 ALL MODELS		INQUIRE	
31.0546	Convertible Top Switch Knob				
	439908	1955-56 ALL MODELS		\$35.00	EA
31.0548	Convertible Top Switch Name Plate				
	472018	1955-56 ALL MODELS		INQUIRE	
31.104	Convertible Top Control Valve Assembly				
	410158	1948-54 ALL MODELS	Core Charge=\$250	\$350.00	EA
31.106	Convertible Top Control Knob				
	394734	1948-54 ALL MODELS	Ivory	\$75.00	EA
31.107	Convertible Top Cylinder Assembly				
	396882	1948-50 ALL MODELS		\$195.00	EA
	432591	1951-54 ALL MODELS		\$195.00	EA
	469580	1955-56 ALL MODELS		\$195.00	EA

Order Toll Free: 800-472-2573
Discover-MasterCard-Visa

To view parts or illustrations, please visit our website.
www.packardparts.com
Info: 1-317-736-6233 • Fax: 1-317-736-6235



Trunk

30.667 Trunk Light Switch					
	342521	1940-42 ALL MODELS EXCEPT CLIPPER (WILL WORK FOR 1935-39 ALL MODELS)		INQUIRE	
	366669	1941-47 CLIPPER, 1948-49 22ND SERIES		INQUIRE	
	416090	1949-50 23RD SERIES		INQUIRE	
	416392	1951-56 ALL MODELS		\$35.00	EA
	475158	1955-56 ALL MODELS	Accessory; Combination trunk & utility light	INQUIRE	
31.1631 Trunk Emblem					
	437477	1951-52 ALL MODELS		INQUIRE	
	444250R	1953-54 ALL MODELS, 1955 ALL MODELS EXCEPT CLIPPER		\$150.00	EA
31.1635 Trunk Handle					
	+++++	1951-56 AVAILABLE FOR MOST MODELS		INQUIRE	
31.164 Trunk Hinge Assembly					
	+++++	1935-56 AVAILABLE FOR MOST MODELS		INQUIRE	
31.166 Trunk Hinge Spring					
	441209	1951-56 ALL MODELS EXCEPT CONVERTIBLE		\$50.00	EA
	441384	1951-56 ALL CONVERTIBLE MODELS		INQUIRE	
31.167 Trunk Lock Assembly					
	372343	1941-47 CLIPPER, 1948-50 ALL MODELS		\$95.00	EA
	435649	1951 ALL MODELS, 1952 EARLY	First type; Assembles to lid with four 1/4-20 screws; Core charge=\$30	\$95.00	+ EXCH
	441650	1952 LATE, 1953-55 ALL MODELS	Second type; Assembles to lid with three 5/16-24 screws; Core charge=\$30	\$95.00	+ EXCH
	1312354	1956 ALL MODELS		\$95.00	
31.1672 Trunk Lock Cylinder (Un-coded) (See Also 31.174)					
	410435	1941-47 CLIPPER, 1948-52 ALL MODELS		\$50.00	EA
	436723	1953-55 ALL MODELS		\$50.00	EA
	6484439	1956 ALL MODELS		\$50.00	EA
31.1675 Trunk Lock Cylinder & Case Assembly					
	380341	1941-47 CLIPPER		\$85.00	KIT
	396924	1948-50 ALL MODELS		\$85.00	KIT
	424813	1951 ALL MODELS, 1952 EARLY	First type	\$85.00	KIT
	441379	1952 LATE	Second type	\$85.00	KIT
	436717A	1953-55 ALL MODELS		\$125.00	KIT
	+++++	1956 ALL MODELS		INQUIRE	
31.1679 Trunk Lock Key Blank					
	458062	1935-56 ALL MODELS	Reproduction "Packard Motor Car Co., Detroit" block lettered hex key	\$10.00	EA
31.1735 Trunk Lock Handle Assembly					
	+++++	1935-39 SOME MODELS		INQUIRE	
	353192	1940 SOME MODELS	Use with trunk rack	INQUIRE	
	356606	1941-42 ALL MODELS EXCEPT CLIPPER	Not used with trunk rack	\$150.00	EA
	370579	1941-47 CLIPPER		\$175.00	EA
	396641	1948-50 ALL MODELS		\$125.00	EA
31.174 Trunk Handle Lock Cylinder (Un-Coded) (See Also 31.1672)					
	307088	1937-38 ALL MODELS		\$40.00	EA
	337017	1939-42 ALL MODELS EXCEPT CLIPPER		\$40.00	EA
31.187 Trunk Lock Striker					
	372575	1941-47 CLIPPER, 1948-50 ALL MODELS		\$45.00	EA
	435646	1951 ALL MODELS, 1952 EARLY	First type	\$30.00	EA
	441438	1952 LATE, 1953-55 ALL MODELS	Second type	\$30.00	EA
	298092	1956 ALL MODELS		\$30.00	EA
31.1893 Trunk Script Plate					
	+++++	AVAILABLE FOR SOME MODELS		INQUIRE	
	444334	1954-55	"Packard"; Chrome	\$55.00	EA
	448671	1954-55 PATRICIAN; 1956 EXECUTIVE MODELS	"Packard"; Chrome	\$75.00	EA
	469180		"The"; Gold	\$35.00	EA
	469181	1956	"Four"; Gold	\$40.00	EA
	469182	1956	"Hundred"; Gold	\$50.00	EA
	469892		"Patrician"; Gold	\$75.00	EA
	6478520	1956 SENIOR MODELS	"Packard"; Gold	\$75.00	EA
	6478543		"Caribbean"; Gold	\$75.00	EA
31.190 Trunk Weatherstrip					
	TWS35-56	1935-56 ALL MODELS	Specify length required	\$6.89	FT

1935 - 39 Junior • 1940-56 All



Order Toll Free: 800-472-2573
Discover-MasterCard-Visa

To view parts or illustrations, please visit our website.
www.packardparts.com
Info: 1-317-736-6233 • Fax: 1-317-736-6235

31.195	Spare Tire Clamp Wing Nut				
	359752	1941-47 ALL MODELS		\$35.00	EA
	407633	1948-56 ALL MODELS		\$15.00	EA
31.1967	Spare Tire Clamp Plate				
	359129	1941-42 ALL MODELS		\$45.00	EA
	375256	1946-50 ALL MODELS		\$45.00	EA
<i>Rear Window</i>					
31.2793	Rear Quarter Power Window Cylinder				
	396260	1948-50 ALL, 1951 1ST TYPE (ROD WITH BALL END)		\$175.00	EA
	437651	1951 2ND TYPE (ROD WITH DRILLED END); 1952-54 ALL		\$175.00	EA
31.353	Rear Window Glass				
	+++++	1935-56 AVAILABLE FOR MOST MODELS		INQUIRE	
<i>Window Garnish Trim</i>					
31.40001	Interior Trim Screw Sets (Stainless steel screw & washer sets for windshield/window garnish moldings & door step plates.)				
	TSS101	1955-56 CONVERTIBLE MODELS	58 piece set	\$25.00	SET
	TSS102	1955-56 HARD TOP MODELS	94 piece set	\$35.00	SET
	TSS103	1955-56 4 DOOR MODELS	122 piece set	\$45.00	SET
	TSS104	1951-54 CONVERTIBLE MODELS	64 piece set	\$25.00	SET
	TSS105	1951-54 HARD TOP MODELS	100 piece set	\$45.00	SET
	TSS106	1953-54 7 PASSENGER MODELS	110 piece set	\$45.00	SET
	TSS107	1951-54 4 DOOR CLIPPER MODELS	108 piece set	\$45.00	SET
	TSS108	1951-54 2 DOOR CLIPPER MODELS	84 piece set	\$35.00	SET
	TSS109	1951-54 4 DOOR SENIOR MODELS	132 piece set	\$45.00	SET
	TSS110	1948-50 CONVERTIBLE MODELS	76 piece set	\$35.00	SET
	TSS111	1948-50 STATION WAGON MODELS	86 piece set	\$35.00	SET
	TSS112	1946-48 7 PASSENGER MODELS	102 piece set	\$45.00	SET
	TSS113	1941 CLIPPER-1950 2 DOOR SEDAN MODELS	82 piece set	\$35.00	SET
	TSS114	1941 CLIPPER-1950 4 DOOR SEDAN MODELS	96 piece set	\$45.00	SET
	TSS115	1940-42 CONVERTIBLE SEDAN MODELS	90 piece set	\$45.00	SET
	TSS116	1940-42 CONVERTIBLE COUPE MODELS	70 piece set	\$35.00	SET
	TSS117	1938-42 4 DOOR MODELS	108 piece set	\$45.00	SET
	TSS118	1938-42 2 DOOR COUPE MODELS	84 piece set	\$35.00	SET
	TSS119	1938-39 CONVERTIBLE SEDAN MODELS	90 piece set	\$45.00	SET
	TSS120	1938-39 CONVERTIBLE COUPE MODELS	70 piece set	\$35.00	SET
	TSS121	1935-37 2 DOOR OR 4 DOOR SEDAN MODELS	56 piece set	\$25.00	SET
	TSS122	1935-37 2 DOOR COUPE MODELS	48 piece set	\$25.00	SET
	TSS123	1935-37 ALL CONVERTIBLE MODELS	54 piece set	\$25.00	SET
	TSS124	1935-37 JUNIOR 4 DOOR TOURING SEDAN	68 piece set	\$35.00	SET
<i>Windshield</i>					
31.404	Windshield Glass				
	+++++	1935-56 AVAILABLE FOR SOME MODELS		INQUIRE	
<i>Windshield Cleaner</i>					
31.4091	Windshield Washer Coordinator Assembly				
	461086	1954 SOME MODELS; 1955-56 ALL MODELS		\$75.00	EA

Order Toll Free: 800-472-2573
Discover-MasterCard-Visa

To view parts or illustrations, please visit our website.
www.packardparts.com
Info: 1-317-736-6233 • Fax: 1-317-736-6235



30.757 Wiper Motor, Electric					
	99692	1940 110 & 120		INQUIRE	
	99716	1941-42 110 & 120		INQUIRE	
	394333	1941-47 CLIPPER		INQUIRE	
	EWM38-40	1938-40 ALL MODELS	Conversion kit to change over vacuum to electric, 12 volt (will work with 6 volt)	\$325.00	KIT
	EWM22ND	1948-49 22ND SERIES	Conversion kit to change over vacuum to electric, 12 volt (will work with 6 volt)	\$325.00	KIT
	EWM23RD-56	1949-50 23RD SERIES, 1951-56 ALL MODELS	Conversion kit to change over vacuum to electric, 12 volt (will work with 6 volt)	\$325.00	KIT
31.374 Wiper Pivot Shaft Assembly					
	307533/4P	1935-36 120 MODELS		\$95.00	EA
31.379 Wiper Motor Assembly, Vacuum Type					
	+++++	1935-42 AVAILABLE FOR ALL MODELS		INQUIRE	
	+++++	1948-56 AVAILABLE FOR ALL MODELS	Core charge=\$75	\$150.00	+ EXCH
31.3794 Wiper Motor Control Cable Assembly					
	+++++	1948-56 AVAILABLE FOR ALL MODELS		INQUIRE	
31.3861 Wiper Motor Control Cable Knob					
	+++++	1948-56 AVAILABLE FOR ALL MODELS		INQUIRE	
31.386173 Wiper Base Gasket					
	314189	1937 115 & 120	Reference group # 31.376	\$15.00	PR
	325889	1938-39 ALL MODELS, 1940-42 SU. 8	Reference group # 31.376	\$18.19	PR
	359942	1941-42 ALL EXCEPT CLIPPER	Reference group # 30.7016, 31.3756	\$20.69	PR
	376003	1941-47 CLIPPER	Reference group # 30.765	\$18.19	PR
	432370	1951-54 ALL MODELS		\$15.00	PR
	466355	1955-56 ALL MODELS		\$15.00	PR
31.3862 Wiper Blade					
	307138	1935-36 120 EXCEPT CONVERTIBLE	8" long	INQUIRE	
	308321	1935-36 120 CONVERTIBLE	7" long	INQUIRE	
	314344	1937 115 & 120 CONVERTIBLE	7" long	\$25.00	PR
	379360	1937 ALL MODELS EXCEPT CONVERTIBLE, 1938-39 ALL MODELS	8" long	\$75.00	PR
	379361	1940 SOME MODELS	9" long	\$75.00	PR
	379362	1940 SOME MODELS	10" long	\$75.00	PR
	375315	1941-42 110 & 120 MODELS, 1941-47 CLIPPER ALL MODELS	11" long; Reference group # 30.7085	\$75.00	PR
	379315	1941-42 SU. 8	10" long	\$50.00	PR
	399525	1948-50 ALL MODELS	11" long	\$75.00	PR
	422715R	1951-54 ALL MODELS	11" long	\$50.00	PR
	6485275R	1955-56 ALL MODELS	12" long	\$50.00	PR
30.709 Wiper Barrel Nut					
	342929	1940-42 JR MODELS; 1941-47 CLIPPER ALL MODELS		\$45.00	PR

1935 - 39 Junior • 1940-56 All



Order Toll Free: 800-472-2573
Discover-MasterCard-Visa

To view parts or illustrations, please visit our website.
www.packardparts.com
Info: 1-317-736-6233 • Fax: 1-317-736-6235

JR 76

31.387	Wiper Arm				
	311401	1937 110 & 120 ALL MODELS	Right & left	\$75.00	EA
	325863	1938-39 110 & 120 ALL MODELS	Right & left	\$75.00	EA
	331920	1940 SU. 8	Right & left	\$75.00	EA
	353576	1940 110 & 120 ALL MODELS	Right; Reference group # 30.709	\$75.00	EA
	353577	1940 110 & 120 ALL MODELS	Left; Reference group # 30.709	\$75.00	EA
	359618	1941-42 110 & 120 ALL MODELS	Right; Reference group # 30.709	\$75.00	EA
	359619	1941-42 110 & 120 ALL MODELS	Left; Reference group # 30.709	\$75.00	EA
	359938	1941-42 SU. 8 ALL MODELS	Right	\$75.00	EA
	359939	1941-42 SU. 8 ALL MODELS	Left	\$75.00	EA
	376004	1941-47 CLIPPER	Right; Reference group # 30.709	\$75.00	EA
	376005	1941-47 CLIPPER	Left; Reference group # 30.709	\$75.00	EA
	422278	1948-50 ALL MODELS EXCEPT CONVERTIBLE	Right	\$75.00	EA
	422279	1948-50 ALL MODELS EXCEPT CONVERTIBLE	Left	\$75.00	EA
	399180	1948-50 CONVERTIBLE	Right	\$75.00	EA
	399181	1948-50 CONVERTIBLE	Left	\$75.00	EA
	422718	1951-54 ALL MODELS	Right	\$75.00	EA
	422719	1951-54 ALL MODELS	Left	\$75.00	EA
	466358	1955 CLIPPER	Right	\$95.00	EA
	466359	1955 CLIPPER	Left	\$95.00	EA
	469476	1955 ALL MODELS EXCEPT CLIPPER	Right	\$95.00	EA
	469477	1955 ALL MODELS EXCEPT CLIPPER	Left	\$95.00	EA
	6485276	1956 CLIPPER	Right	\$95.00	EA
	6485277	1956 CLIPPER	Left	\$95.00	EA
	6485278	1956 ALL MODELS EXCEPT CLIPPER	Right	\$95.00	EA
	6485279	1956 ALL MODELS EXCEPT CLIPPER	Left	\$95.00	EA

Group 32 MANUALS

32.0001	Shop Literature				
	PSH35-36	1935-36 120 MODELS/TECH DATA		\$35.00	EA
	PSH36	1936 ALL MODELS SERVICE MANUAL		\$35.00	EA
	PSH36-42	1936-42 14TH TO 20TH SERIES SERVICE LETTERS		\$45.00	EA
	PSH37	1937 ALL MODELS SERVICE MANUAL		\$35.00	EA
	PSH38-39	1938-39 ALL MODELS SERVICE MANUAL		\$35.00	EA
	PSH40J	1940 110-120's OWNERS/TECH DATA MANUAL		\$30.00	EA
	PSH40S	1940 SUPER 8 OWNERS/TECH DATA MANUAL		\$30.00	EA
	PAM1941	1941 ALL MODELS ACCESSORY		\$30.00	EA
	PSH41J	1941 110-120's OWNERS/TECH DATA MANUAL		\$30.00	EA
	PSH41S	1941 SUPER 8 MODELS SHOP MANUAL		\$30.00	EA
	PSH42	1942 ALL MODELS SHOP MANUAL		\$40.00	EA
	PSH46-50	1946-50 ALL MODELS SHOP MANUAL		\$50.00	EA
	UTM49-50	1949-50 ULTRAMATIC TRAINING MANUAL		\$25.00	EA
	PSH51-54	1951-54 ALL MODELS SHOP MANUAL		\$60.00	EA
	USM51-54	1951-54 ULTRAMATIC SERVICE MANUAL		\$25.00	EA
	PSH55-56	1955-56 ALL MODELS SHOP MANUAL		\$60.00	EA
	USM55-56	1955-56 ULTRAMATIC SERVICE MANUAL		\$25.00	EA
32.0002	Parts Catalog				
	PPT35-41	1935-41 SIXES, 120's & SUPER 8's		\$60.00	EA
	PPT41-47	1941-47 CLIPPER		\$50.00	EA
	PPT42	1942 TWENTIETH SERIES		\$35.00	EA
	PPT48-50	1948-50 HENNEY BODY PARTS BOOK		\$35.00	EA
	PPT48-54	1948-54 MASTER PARTS BOOK		\$70.00	EA
	PPT55-56	1955-56 MASTER PARTS BOOK		\$60.00	EA

Order Toll Free: 800-472-2573
Discover-MasterCard-Visa

To view parts or illustrations, please visit our website.
www.packardparts.com
Info: 1-317-736-6233 • Fax: 1-317-736-6235



Group 33 DECALS					
33.001	Air Cleaner Decal				
	G	1937-47 ALL WITH OIL BATH EXCEPT 356 ENGINE		\$5.00	EA
	H	1937-50 ALL WITH DRY TYPE		\$5.00	EA
	I	1940-47 ALL WITH 356 ENGINE, 1948-54 ALL EXCEPT 359 ENGINE WITH OIL BATH		\$5.00	EA
	J	1954 ALL WITH 359 ENGINE, 1955-56 ALL WITH ROCH CARB		\$5.00	EA
	T	1955-56 ALL WITH DUAL QUAD		\$15.00	PR
33.002	Bumper Jack Mount Decal				
	O	1948-56 ALL MODELS		\$5.00	EA
33.003	Electromatic Air Filter Decal				
	A	1941-50 FILTER INTAKE		\$5.00	EA
33.004	Hub Cap Center Decal				
	R	1948-53 ALL MODELS	1 15/16" Red hex; Set of 4	\$10.00	SET
	S	1937-47 ALL MODELS, 1954-56 ALL MODELS	1 3/4" Red hex; Set of 4	\$10.00	SET
	U	1935-36 120 MODELS	1 1/2" Red hex; Set of 4	\$10.00	SET
33.005	Lubrication & Service Decal				
	P	1935-56 ALL MODELS	Set of 3	\$5.00	SET
33.006	Oil Filler Cap Decal				
	B	1946-54 ALL MODELS		\$5.00	EA
	C	1935-36 120, 1937-42 ALL EXCEPT V-12		\$5.00	EA
	E	1955-56 ALL MODELS		\$5.00	EA
33.007	Oil Filter Decal				
	D	1940-54 ALL MODELS		\$5.00	EA
	Q	1955-56 ALL MODELS		\$5.00	EA
33.009	Power Steering Pump Lid Decal				
	M	1952-56 ALL MODELS		\$5.00	EA
33.010	Trico Washer Fluid Decal				
	N	1940-50 ALL MODELS	Container mounting bracket	\$5.00	EA
33.011	Trico Washer Pump Lid Decal				
	L	1951-56 ALL MODELS		\$5.00	EA

Group 34 ACCESSORIES					
<i>Body Equipment</i>					
34.001	Fender Guard				
	FC101	1935-56 ALL MODELS		\$40.00	EA
34.0011	Gas Filler Door Guard				
	415623	1948-50 ALL MODELS		\$65.00	EA
	436058	1951-53 CLIPPER & CONVERTIBLES		\$65.00	EA
	457565	1954 CLIPPER & CONVERTIBLES, 1955-56 CLIPPER & EXECUTIVES		\$65.00	EA
	457566	1954 300 & 400 MODELS		\$65.00	EA
	475080	1955 5582 & 5587 MODELS		\$65.00	EA
34.0012	Gas Filler Door Lock				
	422740	1951-54 ALL MODELS		\$45.00	KIT
34.0013	Door Edge Guard Sets				
	444924	1951-56 ALL 2 DOOR MODELS	Front doors	\$45.00	SET
	457888	1951-56 ALL 4 DOOR CLIPPER MODELS	Front & rear doors	\$75.00	SET
	457887	1951-56 ALL 4 DOOR SENIOR MODELS EXCEPT 1953-54 LIMO	Front & rear doors	\$75.00	SET
	457894	1953-54 LIMO	Front & rear doors	\$75.00	SET
34.0014	Side Window Vent Shade Sets				
	P-32	1941-47 CLIPPER, 1948-50 ALL 4 DOOR MODELS		\$225.00	SET

1935 - 39 Junior • 1940-56 All



Order Toll Free: 800-472-2573
Discover-MasterCard-Visa

To view parts or illustrations, please visit our website.
www.packardparts.com
Info: 1-317-736-6233 • Fax: 1-317-736-6235

JR 78

*Lights***34.003 Road & Fog Light Assembly With Bracket**

	RFL101	1935-39 ALL MODELS	Red tag	\$400.00	PR
	RFL102	1935-39 ALL MODELS	Black tag	\$400.00	PR

34.004 Fog Light/Driving Light Brackets

	FLB101	1935-39 ALL MODELS		\$150.00	PR
--	--------	--------------------	--	----------	----

34.005 Trippe Light Lens - Senior

	TL101	1935-39 ALL MODELS	8" diameter	\$50.00	EA
--	-------	--------------------	-------------	---------	----

*Heater & Defroster***34.0061 Heater Control Valve**

	415687A	1948-50 ALL MODELS	Clamp Style; Core charge=\$150	\$150.00	+ EXCH
	415687B	1948-50 ALL MODELS	Loop Style; Core charge=\$150	\$150.00	+ EXCH
	422406	1951-53 ALL MODELS	Core charge=\$50	\$150.00	+ EXCH
	444644	1954-56 SOME MODELS	Core charge=\$50	\$150.00	+ EXCH
	475064	1955-56 SOME MODELS	Use with air conditioning; Core charge=\$150	\$150.00	+ EXCH

34.0062 Heater/Defroster Control Cables

	+++++	1948-56 AVAILABLE FOR MOST MODELS		INQUIRE	
--	-------	-----------------------------------	--	---------	--

34.0063 Heater Blower Switch

	+++++	1935-42 AVAILABLE FOR MOST MODELS		INQUIRE	
	371657	1941-47 CLIPPER	Core charge=\$30	\$95.00	EA
	403854	1948-50 ALL MODELS	Core charge=\$30	\$95.00	EA
	416322	1951-52 ALL MODELS		\$30.00	EA
	439210	1953-54 ALL MODELS		\$65.00	EA
	439969	1955-56 ALL MODELS		\$45.00	EA

34.0064 Heater Blower Motor

	+++++	1935-47 AVAILABLE FOR MOST MODELS		INQUIRE	
	407518	1948-50 ALL MODELS	Core charge=\$75	\$175.00	+ EXCH
	436016R	1951-54 ALL MODELS	Replacement Style	\$150.00	
	461058	1955-56 ALL MODELS	Core charge=\$75	\$175.00	+ EXCH

34.0065 Heater Radiator Core

	407517	1948-50 ALL MODELS	Core charge=\$75	\$245.00	+ EXCH
	436017	1951-54 ALL MODELS	Core charge=\$75	\$245.00	+ EXCH
	6484619	1955-56 ALL MODELS	Core charge=\$75	\$245.00	+ EXCH

34.0066 Heater Hose - 5/8"

	13643	1948-56 ALL MODELS	Specify length required	\$2.00	FT
	63836	1955-56 ALL MODELS	Formed hose	\$25.00	EA

34.0067 Heater Hose Clamps

	A-4-1/4	1935-50 ALL MODELS (CAN ALSO BE USED FOR 1951-56)	Correct era style; Flat band type for 5/8" hose	\$5.00	EA
	443128	1951-56 ALL MODELS	Corbin style; Single wire type for 5/8" hose	\$5.00	EA

34.0068 Defroster Duct Hose (Black Cloth Wrapped)

	ADH103	1935-40 SOME MODELS	2"; Specify length required	\$12.50	FT
	ADH104	1951-54 ALL MODELS	3"; Specify length required	\$12.50	FT
	ADH105	1935-40 SOME MODELS, 1941-50 ALL MODELS	1 3/4"; Specify length required	\$12.50	FT
	ADH106	1935-40 SOME MODELS	1 1/2"; Specify length required	\$12.50	FT

Order Toll Free: 800-472-2573**Discover-MasterCard-Visa***To view parts or illustrations, please visit our website.***www.packardparts.com****Info: 1-317-736-6233 • Fax: 1-317-736-6235**

Packard Index

Engine Mounts		Windshield	
Engine Mounts	403	Vulcanized Windshield Channel	421
Engine Vibration Damper	404	Windshield Weatherstrip	421
Electrical		Windshield Wiper Transmission	422
Electrical, Headlight.	404	Cowl Vent And Fittings	422
Electrical, Taillight	405	Vent & Side Window	
Electrical, Misc. Other Lighting	406	Front Door Vent Window Rubber	423
Firewall Grommets	407	Front Door Division Post Seal	423
Electrical, Misc Non-Lighting	407	Side Window Weatherstrip	424
Clutch, Brake & Transmission		Convertible	
Brake And Clutch Pedals.	409	Convertible Roof Rail Weatherstrip	425
Brake And Clutch, Misc Parts	409	Convertible Misc. Other Parts	426
Front Bumper Grommets	410	Door	
Rear Bumper Grommets.	411	Door Handle & Lock	426
Grill	411	Door Bumpers	427
Steering & Suspension		Door Weatherstrip Kits	428
Suspension.	412	Door Opening Weatherstrip.	428
Shock Absorber & Stabilizer	414	Rear Door Vent Window Rubber.	430
Steering	415	Quarter Window	
Spare Wheel Carrier	416	Fixed Quarter Window Channel	430
Fuel System		Rear Window	
Fuel System, Misc. Parts	416	Vulcanized Back Window Channel	430
Hood & Chassis		Back Window Weatherstrip	431
Hood Bumpers And Fittings	417	Trunk & Decklid	
Fender & Fenderskirt Edging.	419	Misc. Decklid Fittings.	432
Body Mounting Pads	420	Interior	
Runningboard Matting.	420	Interior & Headliner Parts	432

Receive 10% off all Steele^{*}
Rubber Orders placed
through Max Merritt Auto!!

This section contains reproduction parts we know to fit vehicles manufactured by the Packard Motor Car Company. The descriptions and usages are based upon the best of our research of parts manuals and owner information. We welcome any additional information regarding usage and typographical errors. We regret that our listing is not as complete as we would like it to be. However, we will be adding new parts to this section in the future depending upon receipt of suitable originals, and market demands. Contact us if you have a need not listed.

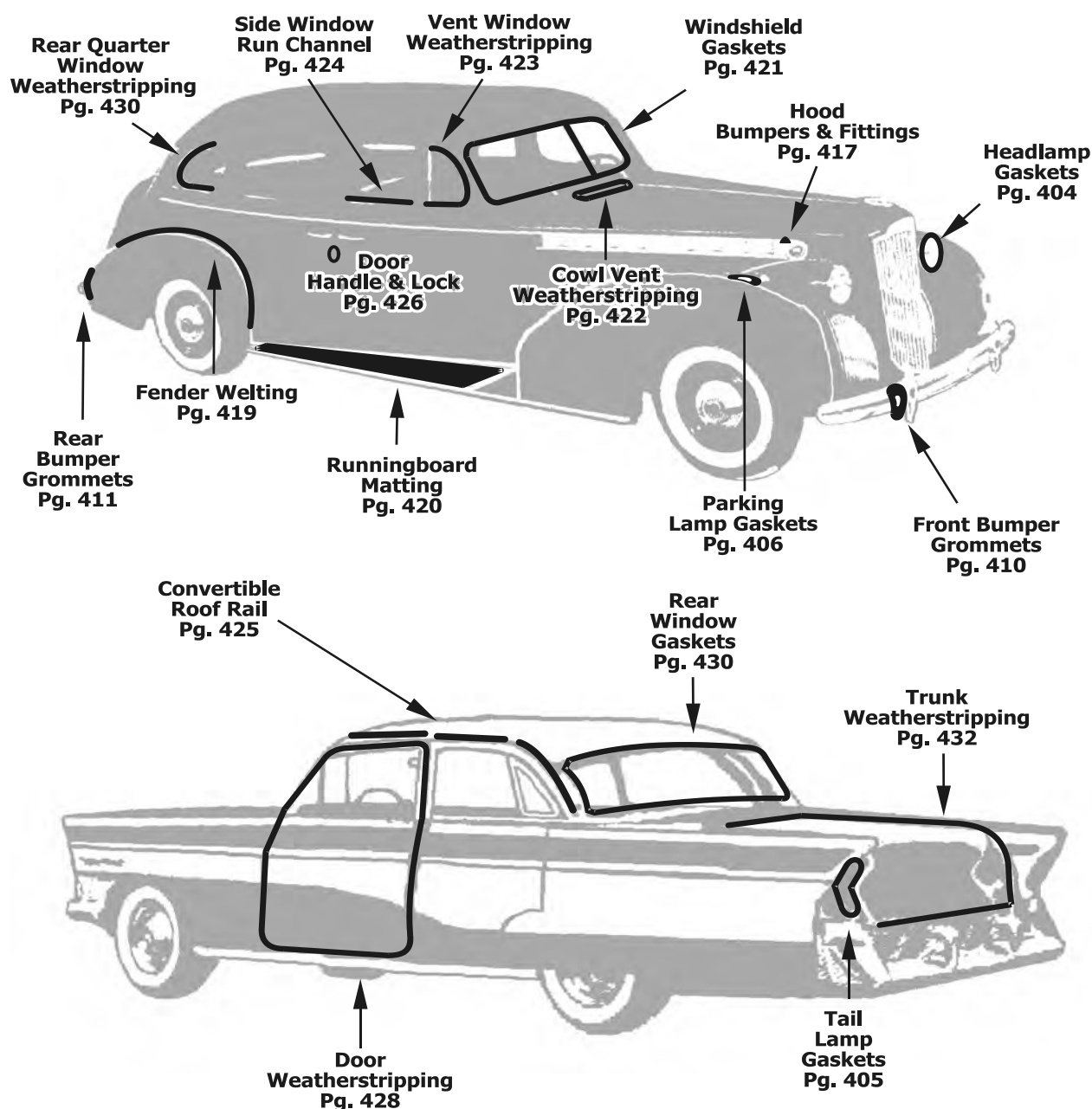
* \$20.00 minimum order; Discount not available on all items



Order Toll Free: 800-472-2573
Discover-MasterCard-Visa

To view parts or illustrations, please visit our website.
www.packardparts.com
Info: 1-317-736-6233 • Fax: 1-317-736-6235

Quick Index

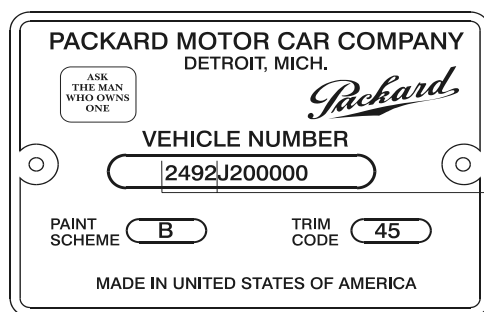


**For Standard Round Grommets, Stem Bumpers and Body Plugs,
See the Information section in the back of this catalog.**

Before you call us . . .

Our Customer Service Representatives can serve you faster if they have your vehicles "Body Style Number"!

Many of the applications of our parts are determined by the body style of the car. This information is coded on the plate mounted to the firewall or doorpost of your car. Packard used several different styles of codes over the years. The key identifying numbers on your vehicle is the 4 digit Body Style Number. For instance, 1950-56 Packards utilize the first 4 digits of the Vehicle number as the Body Style Number. Packards from 1937-56 used a 4 digit Body Style Number and 1932-36 Models used a 3 digit number. Our Customer Service Representatives can serve you faster if you can supply these numbers.



24 92

This is an example from a 1951 Packard. The 24 identifies it as a 1951 model and the 2 tells us it is a 4 door sedan. Below is listing of what the last digit of the Body Style Number means.

The last digit of the body style number.

	Up to 1942 (exc. Clipper)	1946-56 (and all Clippers)
4 Door Sedan/Touring Sedan . . .	1, 2, 3	1, 2
2 Door Sedan	4	4
Club Coupe	5	
Club Sedan	6	5
Convertible Sedan	7	
Convertible Coupe	9	8, 9
Business Coupe	8	
Limousine	0	0
Hardtop Coupe		7
Station Wagon/Amb./Hearse		3

*These are just examples. Not all years are covered here. Our Customer Service Representatives have more detailed information!



Order Toll Free: 800-472-2573
Discover-MasterCard-Visa

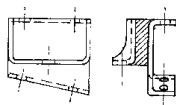
To view parts or illustrations, please visit our website.
www.packardparts.com
Info: 1-317-736-6233 • Fax: 1-317-736-6235

Engine Mounts

If you require Revulcanization service We have to have your rebuildable core first in order to proceed.

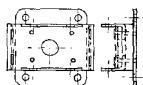
- Be sure to include your vehicles make, year, and body style
- These parts are designed for antique and classic vehicles for use as specified by the original manufacturer
- Shipping is at your risk
- We will not accept liability for the cost of replacing original metal cores for Revulcanization which are lost in shipping coming to us. Unless prior arrangements are made for extra insurance (under terms acceptable to the carrier), we insure strictly for our services on the return shipment.

1932 Insulator, motor mount support. Front right and left. Revulcanizing service only. Please send in your complete metal cores, and allow 3 weeks. Replaces #197554, 197564. For Light 8 only.



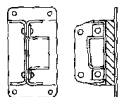
30-0402-11

1932 Insulator, motor mount support, rear. Revulcanizing service only. Please allow 3 weeks for service. Send in your complete metal cores. For Series 900 Light 8 and Twelves. For #201470 mount.



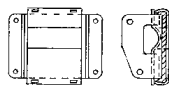
30-0403-11

1932 Insulator, front engine support. Found on an original 900, but different from our number 30-0402-11. Packard makes no mention of two types so this mount may be found on very early production models. Please send in your cores and allow three weeks for service.



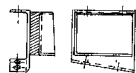
30-0508-11

1932 Insulator, rear engine support. Found on an original 900, but different from our number 30-0403-11. Packard makes no mention of two types so this mount may be found on very early production models. Please send in your cores and allow three weeks for service.



30-0509-11

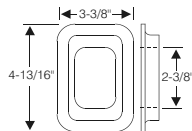
1932-34 Support assembly, front of engine left and right. Revulcanizing service only for #209190-91. We require both of the original steel pieces from each of the assemblies. Allow 3 weeks for service. 12's only.



30-0329-11

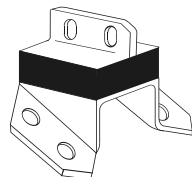


1933-34 Cushion, motor mount insulator. Rectangular ring type. Faithful reproduction of #209770 as found on all Eights during these years.



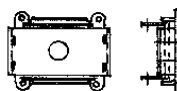
30-0156-11

1933-34 Motor mount, motor stabilizer bracket, right hand side. Send in your old metal upper and lower pieces. Allow 3 weeks for service of #207544 as used on:
1933: 1001 - 2 - 3 - 4
1934: 1100 - 1 - 2 - 3 - 4 - 5



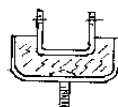
30-0184-11

1933-34 Support assembly, rear of engine. Revulcanizing service only for #207818. This is a complex, triple layer, laminated engine support requiring a lot of work to disassemble, clean, and revulcanize with new rubber in a difficult mold. We will require all of your original steel pieces. Allow 3 weeks for service. Twelves only.



30-0328-11

1933-39 Insulator, motor support, rear assembly. Revulcanizing service only for #207542. Send in your old upper and lower steel pieces for each mount. Allow 3 weeks for service.
1933-38: All Eights (exc. 120)
1935-39: Twelves



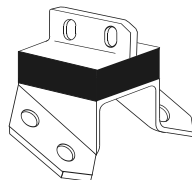
30-0185-11

1933-39 Insulator, rubber, motor crank cast link ball. Correctly designed with careful attention to detail as original #209054. One (1) pair per car. Sold only in pairs.
1933-34: All 8's & Sup 8's
1935-39: Seniors only



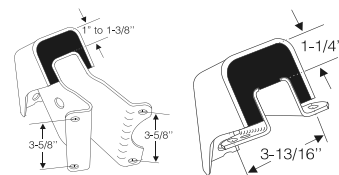
30-0292-11

1933-39 Motor mount, motor stabilizer bracket, block type. Please send in your old metal upper and lower pieces. Allow 3 weeks for service of #207815 used as follows:



- 1933-34: 1003 - 4; 1103 - 4 - 5 (Left side)
1935: 1200-1-2-3-4-5 (used 1); 1207-8 (used 2)
1936: 1400-1-2-3-4-5 (used 1); 1407-8 (used 2)
1937: 1500-1-2 (used 1); 1506-7-8 (used 2)
1938: 1603-4-5 (used 1); 1607-8 (used 2)
1939: 1707 - 8 (used 2)

30-0543-11



THE PARTS LISTED BELOW ARE SIMILAR TO THE MOTOR MOUNTS SHOWN HERE

1935-36 Support Assembly, rear of engine right and left. Revulcanizing service only for #302572-3. Send us both upper and lower pieces of both supports. For Models 120, 120A, 120B, 120BA.

30-0365-11

1937 Support assembly, rear of engine. Revulcanizing service only for #315715-6. Send in your upper and lower pieces for both sides. Please allow 3 weeks for service. For Models 120C, 120CA, 120CD, and 138CD.

30-0315-11

1937 Support assembly, rear motor mount. Revulcanizing service only for #3156693-4. Send in upper and lower pieces from both sides. Please allow 3 weeks for service. For Model 115C only.

30-0360-11

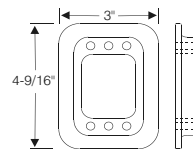
1938-41 Insulator assembly, rear engine support at transmission housing. Revulcanizing service only for #320929. Send in upper and lower pieces from both sides, and allow 3 to 4 weeks for service.
1938-41: All 6 cylinder & 120's
1942-47: All models

30-0375-11

1939-41 Motor mount (insulator assembly, support, rear), right and left. Revulcanizing service only for #335134-5. Please send in both upper and lower pieces from both sides when ordering. Allow 3 weeks for service. For Super 8's only.

30-0325-11

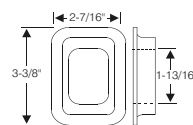
1935-39 Rubber bushing, front motor support at timing gear cover. Exact replacement for #223747. One (1) pair required per car. Sold only in pairs.



- 1935-36: All Senior Series
1937-38: All Super 8 & 12
1939: Twelve only

30-0331-11

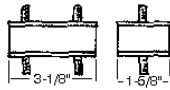
1935-50 Cushions, motor support, at timing gear cover. Replacement of #300227. Correct design and rubber compound. One (1) pair required per car. Sold only in pairs.
1935-42: One Twenty and Six
1941-47: Clipper 6 & Std 8
1948-50: All models



30-0238-11

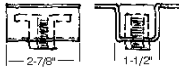
Engine Mounts, Cont.

1939 Mount, motor support, front (center). Revulcanizing service only for #334622. Please send both upper and lower pieces when ordering. Allow 3 weeks for service. For Super 8's only.



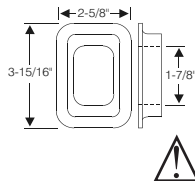
30-0295-11

1939 Mount, motor support, side (outer). Revulcanizing service only for #334623. Please send in complete core parts when ordering. Allow 3 weeks for service. For Super 8's only.



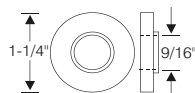
30-0296-11 \$64.00/ea.

1940-50 Insulators, front engine support at timing gear cover. Replacement for #341498 with correct design and rubber compound. 1940-47: Super 8 1948-50: Custom 8



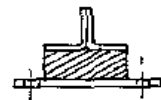
30-0267-11

1940-50 Insulator, engine snubber. Exact replacement for #348945. One four (4) piece set required per car. Sold only in complete sets. All models.



30-0311-11

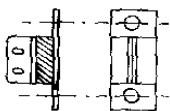
1941-42 Stabilizer assembly. Revulcanizing service only on #358960. See diagram. Please allow 2 to 3 weeks for service after sending in complete core.



1941: Senior Series (1903,3A,4,5,6,7,8)
 1942: Non-Clipper Seniors (2003A,4,5,7,8,23,55)

30-0317-11

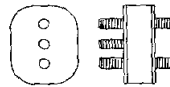
1942-50 Motor mount. Revulcanizing service only for #377541. Be sure to send in upper and lower pieces and allow 3 to 4 weeks for service.



1942: Clipper Sr. (2003,6)
 1946-47: Models 2103,6,26
 1948-50: Custom 8's
 1949-50: Dlx Sup 8 conv't Victoria

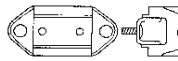
30-0415-11

1951-54 Engine support, front. Revulcanization service only for #426623 mounts used on all models. Send in both cores and allow 3 weeks for service.



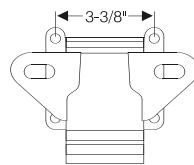
30-0442-11

1951-54 Support, engine mount at rear. Revulcanization service only on mount #426704. Send in your old core, we will strip, clean, and rebuild your old mount. Please allow three weeks for this service. ALL Models.



30-0528-11

1955-56 Insulator assembly, engine support, front. Revulcanizing service only for #465276. Send in both pieces from both sides. Allow 3 weeks for service. For all models.



30-0378-11.

1955-56 Mount, engine support, rear. Revulcanization service of #465381 and #6489495 only. Send in your old core and allow 3 weeks for service. For all models with UltraMatic transmission.



30-0424-11

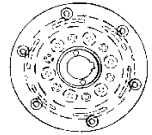
Our Revulcanization Service Policy

If you require Revulcanization service We have to have your rebuildable core first in order to proceed.

- Be sure to include your vehicles make, year, and body style
- These parts are designed for antique and classic vehicles for use as specified by the original manufacturer
- Shipping is at your risk
- We will not accept liability for the cost of replacing original metal cores for Revulcanization which are lost in shipping coming to us. Unless prior arrangements are made for extra insurance (under terms acceptable to the carrier), we insure strictly for our services on the return shipment.

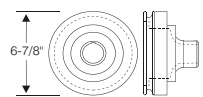
Engine Vibration Damper

1931-39 Vibration damper, crankshaft, front. Revulcanizing service for rubber cushion elements. All models (except Six, 120's, and 1939 Super 8). This includes assemblies #195918, 201075, 210647, 219921. Any parts needing replacement beyond the friction disks, which we will replace if required, will be your responsibility. Most units need only cleaning and revulcanizing. Send us the entire unit. Timing calibrations will be kept intact. Allow 2 to 3 weeks for service.



30-0376-12

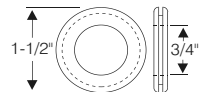
1955-56 Vibration damper, crankshaft, front. Revulcanizing service only for #440715. Used on all models. NOTE: This service does not include rebalancing. If dynamic rebalancing is required, it will be your responsibility. Timing calibrations will be kept intact. Please allow 2 to 3 weeks for service.



30-0520-12

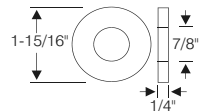
Electrical, Headlight

1920-28 Grommets, headlight conduit through hood sill. Proper shape as originally found. For some models as required.



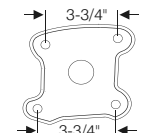
32-0062-14

1932 Cushion (rubber washer), front lamp to radiator shell. Replaces #197594 perfectly. One pair required per car. For Series 900 cars only.



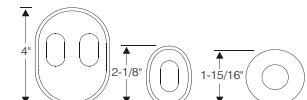
30-0240-14

1932 Pads, headlight support bar to fender. Molded right and left. For Series 901, 902, 903, and 904 cars only.



30-0291-14

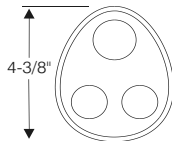
1932-33 Pad set, headlamp mounting. Six (6) piece replacement set for #201835-6. Sold in complete sets only. 1932: Model 900 only 1933: Models 1001 & 1002



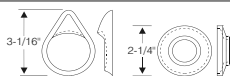
30-0236-14

Electrical, Headlight Continued

1933-34 Pads, headlamp bracket to fender mounting. Proper edge form, perfect copy of #209308. For Eight and Twelve.



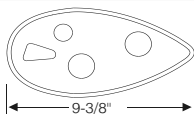
30-0145-14



1933-34 Pad and Grommet Set, headlight support bar to radiator shell. Excellent detail and workmanship replacement for #209309-10. Four (4) piece set, sold in complete sets only. All models.

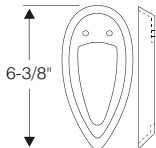
30-0161-14

1935 Mounting pad, headlight bracket to fender. Molded right and left with proper beading and shape as original #225661-62. For all models (except 120).



30-0265-14

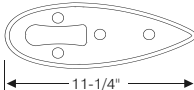
1935-37 Pads, headlight body to bracket mounting. With metal core exactly like #225659. This pad acts as the headlight adjusting collar.



1935-36: All (except 120)
1937: Super 8 and Twelve

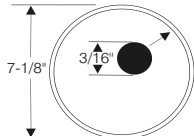
30-0134-14

1935-37 Gaskets, headlight stanchion. Faithful reproduction of #304438 mounting pad. For Series 115C, 120, 120B, 120C (Junior Series).



30-0234-14

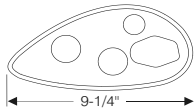
1935-39 Gaskets, headlight lens and reflector mounting. A 3/16" cross section rubber ring of proper diameter. Perfect copy of leather original #225873.



1935-36: Eight, Sup 8, 12
1937-39: Super 8 & Twelve

30-0176-14

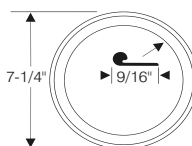
1936-37 Pads, headlight bracket mounting to fender. Molded left and right. Proper construction with beading as original #230249-50, 232244-5. Sold in complete pairs only.



1936: Eight (exc. 120) & 12
1937: Super 8 & Twelve

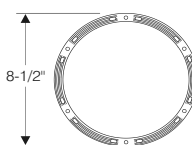
30-0133-14

1940-42 Gaskets, headlight rim (headlight door). Perfect replacement for #358078 and good substitute for #354144. Good workmanship. All models (except Clipper).



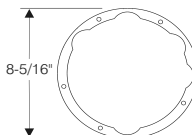
30-0194-14

1941-42 Gasket, headlight front assembly to fender. Between headlight bucket and the fender receiver hole. Replacement for #356919. One (1) pair per car, sold only in pairs. All (except Clipper).



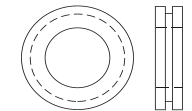
30-0354-14

1941-54 Gaskets, headlight body mounting to fender. Replacement for #371402. Cut to exact size as original. 7-5/16" I.D., 8-5/16" O.D. Compare with our 70-0201-14.



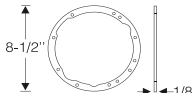
30-0142-14

1948-50 Grommet, headlight cable through fender. Replaces #316379. 2 used per car.



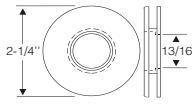
32-0492-14

1951-53 Gaskets, headlamp body mounting to fender. Compare with our number 30-0142-14. 7-1/8" I.D., 8-5/16" O.D. Some models.



70-0201-14

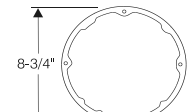
1952-56 Grommet, headlamp dimmer switch through floorboard. Replaces #444044.



1952: Ser. 250 Coupes & Patrician sedan
1953: All except Clippers
1954: All except Clipper models
5482, 85, 92, 95, 97
1955-56: All with power brakes

30-0538-14

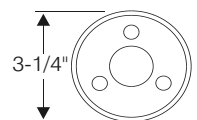
1955-56 Gasket, headlight lamp to fender. Replaces #439864 for all models.



70-1626-14

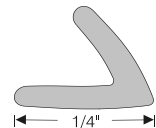
Electrical, Taillight

1932 Pad, tail light bracket mounting. Proper construction and beading as original #186329. For Series 901, 902, 903, and 904.



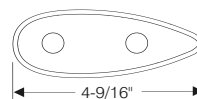
30-0290-15

1932-34 Gasket, tail lamp door. Proper cross section replacement for #202419. Two strips 12" long. Used on: **1932:** 900 only
1933-34: 8's and Super 8's



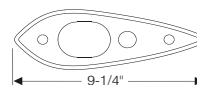
30-0523-15

1933 Mounting pad, tail light bracket to fender. Replacement of #196950 with correct beading and shape. 1-7/8" x 4-1/2" overall. For some models as required.



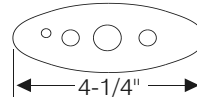
30-0148-15

1934 Pads, tail light bracket mounting. Molded right and left. Exact copy with left hand pad made to clear filler neck as original #213921-2. Sold in complete pairs only. All Models.



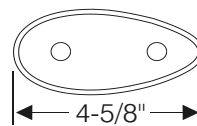
30-0005-15

1935-37 Gaskets, tail lamp mounting. Proper type lip as original #307136. 1-11/16" X 4-1/4". For all 120, 120B, 120C, 115C (except 4 door touring sedan and 4 door conv't sedan).



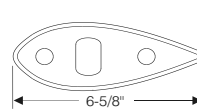
30-0230-15

1935-37 Gaskets, tail lamp mounting. Excellent copy of original #303590. 2-3/16" X 4-1/2". Fits 120, 120B, 120C, & 115C 4 door Touring Sedans and Conv't Sedans.



30-0231-15

1935-39 Pads, tail light bracket mounting. Excellent replacement for #223577 with proper beading.

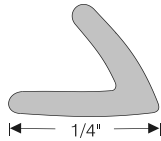


1935-36: All (except 120)
1937-38: Twelve & Super 8 coupes, conv't coupes, Victorias
1939: Twelve coupe, conv't coupe, & Victoria

30-0132-15

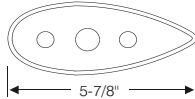
Electrical, Taillight Continued

1935-39 Gaskets, tail lamp door lens. Good replacement for #311715. For cars without center license light. 2 11-1/2" strips.
1935-36: 120 only
1937-38: All
1939: Twelves only



30-0336-15

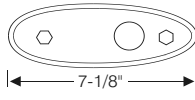
1937-39 Pads, tail lamp bracket mounting. Faithful reproduction of #232251 with proper beading and shape. For 2-1/8" x 5-1/2" base.



1937-38: Sup 8 & Twelve, all (exc. coupes, conv't., Victoria)
1939: 12 (exc. coupes, convertibles, Victoria)

30-0201-15

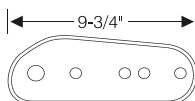
1938-40 Gaskets, tail lamp mounting. Replacement for #324694 with proper beading and shape as original.



For all models with center license mounting.

30-0318-15

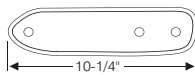
1941-42 Mounting pad, tail light. With proper edging and shape as #362349 and 371233, molded left and right. Sold only in complete



pairs. For models 1903, 06, 07, and for the following Super 8 bodies only: Darrin Custom 4-dr. sport sedan, Darrin Custom convertibles. Victoria, club coupe, business coupe, convertible coupe, and deluxe convertible coupe.

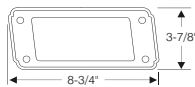
30-0198-15

1941-42 Gaskets, tail lamp assembly mounting. Molded left and right as original #362334. For all non-Clipper 110 and 120 coupes and conv't. coupes.



30-0303-15

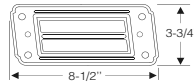
1941-47 Gaskets, tail lamp to body. Molded left and right as original #371620-1. For use with lamps #371569-70. Sold in complete sets only. Compare with our number 30-0004-15.



1941: Clipper only
1942: Standard Clipper
1946-47: Standard Clipper & Taxi

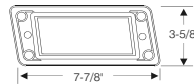
30-0277-15

1946-47 Pads, tail light mounting. Molded left and right as original #383418-9 with all details as original. Compare with our number 30-0277-15. For Deluxe Clipper, Super Clipper and Custom Super Clippers only.



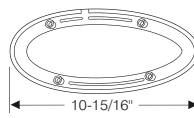
30-0004-15

1948-49 Pads, tail lamp mounting. Molded left and right. Replaces #391406-7. For 22nd Series only WITHOUT ribbed tail lights.

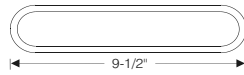


30-0266-15

1949-50 Pads, tail light mounting. Molded left and right, with proper lip form and perfect detail. Replaces #416071-2 for 23rd Series cars only.



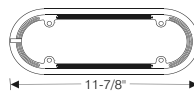
30-0124-15



1951-52 Gasket, tail light lens to body mount. High quality replacement of normally deteriorated part. 9-1/2" long. All 200 & 250's.

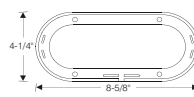
30-0353-15

1951-53 Gasket, tail light to body. Perfect detail and workmanship in this replacement of #416302. Sold in pairs.
1951-52: All 200 & 250 models.
1953: Clipper Deluxe only



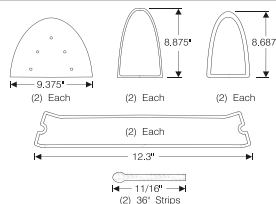
30-0332-15

1951-54 Pad or Gasket, tail light to body. Replacement of #416361. One (1) pair required per car, sold only in pairs. 4-1/4" X 8-5/8" over-all. See our number 30-0332-15 also.



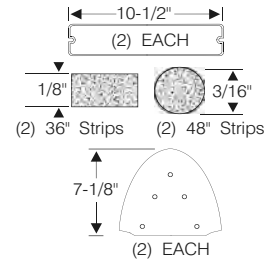
1951: Styles 2402, 2406, 2413
1952: Styles 2502, 2506, 2513
1953: Styles 2602, 2606, 2613, 2626, 2633
1954: Styles 5402, 5406, 5413, 5426, 5413, 5433

30-0366-15



1955-56 Gasket set, tail light housing and lens. Ten piece set includes all lens and light body gaskets for both sides. Fits Patriotic, "400", & Caribbean models.

70-1513-15



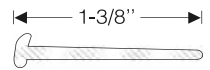
1956-58 Gasket kit, tail light. Set includes all lens and light body gaskets for both sides (8 piece set).

1956: Clipper & Executive
1957-58: Packard & Clipper

30-0460-15

Electrical, Misc Lighting

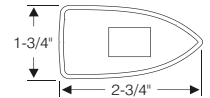
1910-58 Mounting pad stock. Continuous, for lights, hinges, brackets, and other bright work when no



molded pad is available. 1/16" thick with special edge lip to hug brightwork when clamped down. Shape outline to suit by cutting inside perimeter.

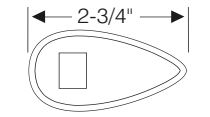
70-0308-17

1930-31 Gaskets, parking light (fender lamp). Good copy of #180211 as used on Series 726, 733, 740, 745, 826, 833, 840, 845.



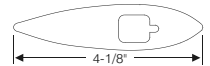
30-0282-17

1932 Fender lamp gasket. Faithful copy with correct shape and detail as original #194918. For Series 901, 902, 903, and 904 automobiles.



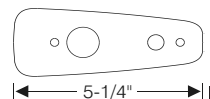
30-0416-17

1933-34 Pad, parking light to fender. Replaces #201755. Requires 2 per car. All 8's & 12's.



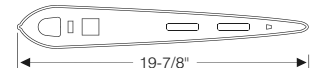
30-0447-17

1940 Pad, license lamp assembly to body. Replaces #348180. Used on all six, eight, & super eight coupes.



30-0521-17

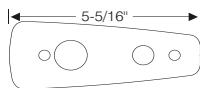
1941-42 Gaskets, front parking lamp to fender. Perfect copy and faithful workmanship of #356975 reproduction. For all NON-Clipper models.



30-0195-17

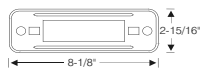
Electrical, Misc. Lighting Continued

1941-42 Gasket, license lamp assembly. Faithful copy of #358159. For all NON-Clipper coupes incl. convertible coupes.



30-0321-17

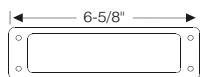
1941-50 Pad, rear license light mounting. Excellent reproduction of #371696 with correct dimensions and beading.



1941-42: Clipper only
1946-50: All models

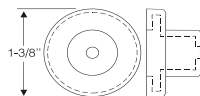
30-0122-17

1948-50 Gasket, parking lamp housing. Replaces #399326 for 22nd series Custom 8 and 23rd series Custom and Super 8's.



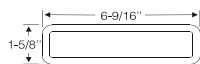
30-0495-17

1949-50 Boot, wire to parking lamp housing. Replaces #410317 for Super 8's and Custom 8's.



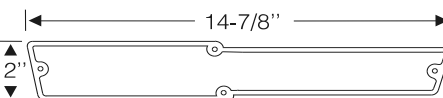
70-1561-16

1951-54 Gasket, rear bumper license plate lens. Machine die-cut from 1/16" rubber. Excellent reproduction of #436203. Used on the following models:



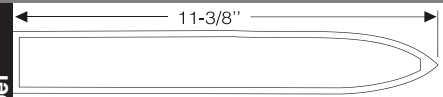
1951: Styles #2413, 2452, 2467, 2472
1952: All Models
1953: Styles 2613 & 2633 (Hearse & Ambulance)
1954: Styles 5413 & 5433 (Hearse & Ambulance)

70-2121-17



1955 Gasket, parking lamp lens. Replaces #458970 for 5580 series only. (Patrician, "400", & Caribbean).

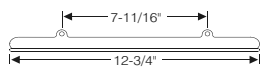
70-1521-16



1956 Gasket, parking light housing and gasket. Die cut from durable black sponge-cell rubber. Replaces #6484431. One pair needed per car. Used on all Non-Clipper models.

70-2023-15

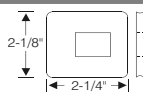
Firewall Grommets



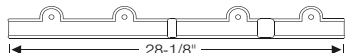
1923-28 Liner, toe board, sides. Replacement for #132069. Eights only, Models 136, 236, 243, 336, 343, and 443.

30-0255-20

1923-36 Bumper, inclined toe board pedal hole, carried on toe board to meet our number 30-0055-24 pedal. dust cover. Replaces #108114. Do not confuse with pedal hole seal which is carried on pedal shank, and travels with pedal. All 1st through 14th series.



30-0380-20



1928 Liner, toe board, top. Exact replica of #146315 with correct beaded edge and shape as originally found. For Series 443, 526, and 533.

30-0254-20



1937 Anti rattle, each end of instrument panel. Beaded edge as original, 8-1/2" long. A good copy with faithful workmanship. Models 115C and 120C. Check size required, also see our number 30-0323-20.

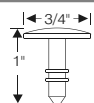
30-0025-20



1937 Liner, body to dashboard trim strip. Reversible for right and left. 11-1/2" long. Check size required, also see our number 30-0025-20. For Models 115, 120.

30-0323-20

1937-42 Fastener, rubber. For firewall insulation. Good reproduction of #314879. 3/4" diameter head X 1" long.
1937-38: All Junior Models
1939-40: Six, Std 8, Sup 8
1941-42: All NON-Clippers



30-0207-20

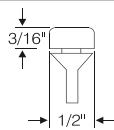
1941-50 Grommet, firewall utility, for handbrake cable, heater control cable, and others.



Good copy.
1941-42: Clipper only
1946-50: All models

32-0112-20

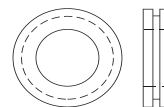
1941-50 Pad, glove box door. 7/16" diameter x 3/16" high. For 1/4" hole. Correct shape for proper operation.



1941-42: Clipper only
1946-50: All models

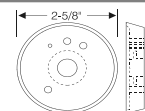
33-0019-20

1948-50 Grommet, hydraulic lines through dash. Replaces #316379. Use as required.



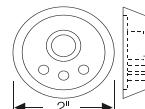
32-0492-14

1951-54 Grommet, wiring harness. Replaces #416359 & 416360 for all models.



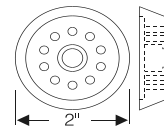
70-1628-20

1955-56 Firewall grommet, main wiring harness. Replaces #439982. All models.



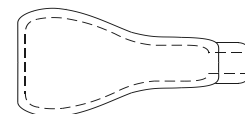
70-1724-20

1955-56 Grommet, windshield washer hose, antennae wiring thru fire wall. Replaces #466852. All models.



70-1725-20

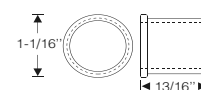
Electrical, Misc. Non-Lighting



1910-58 Cover, battery clamp. Control unsightly sulphate buildup. Helps protect nearby metal and finish. Good copy from original part.

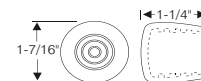
70-0095-21

1920-28 Grommet, firewall, for coil wire and fuelizer line. Correct shape and dimension. For some series automobiles.



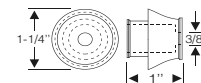
30-0063-21

1928-29 Pad, starting motor foot switch. Rubber construction, internal threaded as original #164052. For all 4th and 6th Series Eights.



30-0253-21

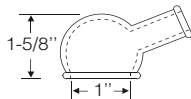
1930-31 Grommet, firewall. For coil wire and temperature gauge line. Excellent workmanship and correct design. For some models as required.



30-0060-21

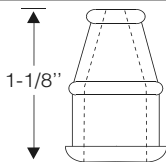
Electrical. Misc. Non-Lighting, Cont.

1930-31 Cover, starter cable terminal post inside to frame. Full detail and molded as original part. For some models as required.



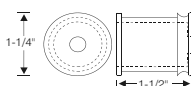
30-0061-21

1930-31 Grommet, firewall. For various rods and tubing including ignition advance. Correct detail and shape as found on some models as required.

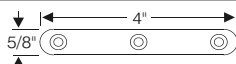


30-0093-21

1932 Grommet, water temperature coil wire through firewall. Good reproduction of part that always needs replacement when restoring. Known to fit 902, may fit others.



30-0319-21



1933-34 Bumpers, horn cover. Rubber with steel core construction like original. Replaces #209694 perfectly. For all models so equipped. Sold in pairs only.

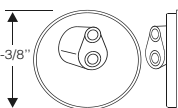
30-0283-21



1933-37 Grommet, firewall, for ignition cable and thermometer tube. Excellent craftsmanship reproduction of #207828, 232725.

For 2-1/2" hole in sheet metal.

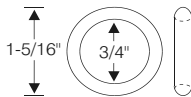
1933: Models 1001-2-3-4
 1934: Models 1100-1-2-3-4-5-7-8
 1935: Models 1200-1-2-3-4-5-7-8
 1936: Models 1400-1-2-3-4-5-7-8
 1937: Models 1500-1-2-6-7-8



30-0056-21

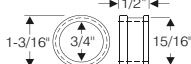
1934-39 Retaining ring, spark plug wire or battery to starter switch. Replaces #144926.

1934-36: All models (battery)
 1937: Super 8 (both)
 1938-39: Super 8 (spark plug)



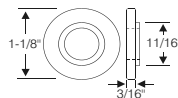
30-0352-21

1935-36 Grommet, fits in the horn trumpet support bracket. Proper size and replacement for #225381. Fits 1" hole, 3/4" inside diameter. For all Eights, Super Eights and Twelves.



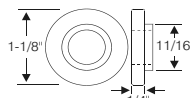
32-0133-21

1935-39 Cushion, horn mount. Replaces #303751. Requires 4/car.
 1935-38: All 120's
 1937-38: All Super 8's
 1937-39: All 12's



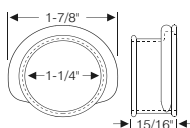
30-0457-21

1937 Insulator, horn bracket to dash. Replaces #232856. Eight (8) required per car. Fits 8 and 12 cylinder Cabriolets and Town Cars.



30-0404-48

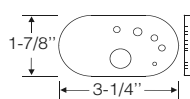
1937-39 Sleeve, plug wire tube to distributor cap. Faithful copy of #223511, made of durable rubber. One (1) pair required per car. Twelves ONLY.



30-0204-21

1938-41 Grommet instrument board cables through firewall. Oval type with masked hole for 6 wires or cables. Necessary replacement for correct restoration. Open holes as required for your need.

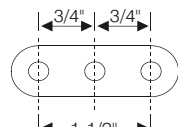
1938-40: All (exc. Twelve)
 1941: 110 only



30-0070-21

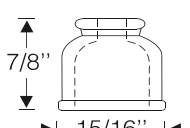
1938-47 Spacer, spark plug cable. Replacement for #320783. Three (3) hole as original. Needs in parenthesis

1938-39: All Standard 8 (1)
 1940: All Std 8 & Sup 8 (1)
 1941: Clipper (1)
 1942: Clipper Std 8 (1) Clipper Sup 8 (2)
 1946-47: Standard 8 (1) Super 8 (2)



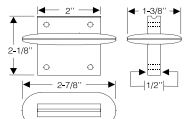
30-0313-21

1940-54 Grommet, spark plug and coil wire at distributor cap outlets. Correct short cup style for 9mm wire. For models as required.



70-1180-21

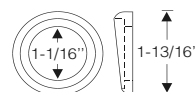
1941-42 Mount, radio antenna wire, under runningboard. Found on several models with factory type antennas that mount under the runningboard. 4 mounts used per side, 8 per car. Probably used on all Non-Clippers with radios.



70-2263-19



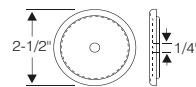
1941-47 Pad, antenna mount, on fender, beveled round style. For all Clipper models.



50-0162-21

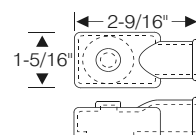
1941-50 Grommet, speedometer cable through firewall. Good replacement for #371419. Retained by steel collar (not included). 2-1/2" outside diameter.

1941-42: Clipper only
 1946-50: All Models



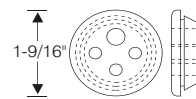
30-0111-21

1941-50 Boot, battery cable at starter solenoid. Proper construction and faithful reproduction of original. For all models.



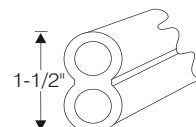
30-0374-21

1948-49 Grommet, firewall, vacuum antenna line through firewall. Cars equipped with vacuum radio antenna. Four holes provided but three left masked for use if needed.



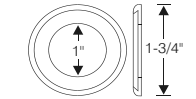
30-0383-21

1948-50 Conduit, (double rubber hose). Hydraulic and electrical line from body to door for power windows. Approximately 18" long. Convertibles and some other body styles.



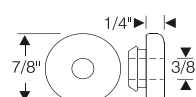
30-0247-21

1948-50 Pad, antenna mounting on fender. For fender mounted antennas only.



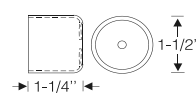
30-0502-21

1948-50 Grommet, battery retaining hold-down bolt. Replaces #371343. 2 used per car on all models.



32-0491-21

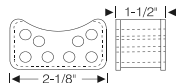
1948-52 Rubber boot, starter solenoid. Perfect copy of #436135 as found on some Autolite starters. 22nd through 25th series.



70-0371-21

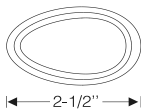
Electrical, Misc. Non-Lighting, Cont.

1948-54 Grommet, ignition cable. Replaces #395563 for all models.



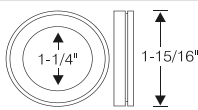
70-1598-21

1951-54 Pad, fender mounted antenna. Correct detail replacement of PA439253. For models with electric antenna. Used with our part #70-1865-19.



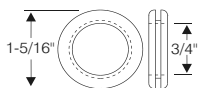
70-0756-19

1951-54 Grommet, antenna mounting. Replaces #PA439253. Fits all models with power antenna. Used with our part #70-0756-19.



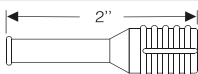
70-1865-19

1955-56 Grommet, insulator. For rear mounted twin antennas. Replaces factory #475163. See our 70-2264-21 for mounting pads. Used on Caribbeans, Executives, 400's, and others with rear mounted antennas.



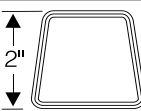
32-0390-21

1955-56 Boot, spark plug wire, at spark plug. All original textures and details, replaces #439833. Used on all Packard V-8's, and may possibly be substituted on earlier motors. Sold only as 8 piece set.



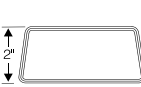
70-2052-21

1955-56 Mounting pad, power window die cast bezel. Fully molded replacement for #6478000. Used under single window switch, typically found on front passenger door and rear windows. Three typically need per car. Used on all Packards with power windows.



70-2136-21

1955-56 Mounting pad, power window die cast bezel. Fully molded replacement for #6478001. Used under 4 way switch, typically found on drivers door. Used on all Packards with power windows.



70-2137-21

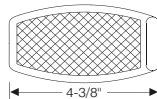
1955-56 Pad, antenna mount. For rear mounted twin antennas. See our 32-0390-21 for insulating grommet. Used on Caribbeans, Executives, 400's, and others with rear mounted antennas.



70-2264-21

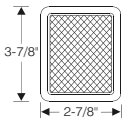
Brake And Clutch Pedals

1920-29 Pads, clutch and brake pedal. Fits pedals #11489 and 123442. Horizontal type with end stop replaces #159131-2. Earlier models through 6th Series.



30-0149-22

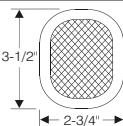
1929-50 Pads, clutch and brake pedal. Slip over type. Perfect detail and workmanship replacement for #169182. See our number 30-0188-89 for models with semi-automatic clutch.



30-0188-22(Both BLACK)

30-0188-89(RED, BLACK)

1949-50 Pads, brake and clutch pedal. Slip over type. 2-3/4" x 3-1/2" overall. Perfect copy, detail, and fit of Black #98766 or if required Red #567315. Set with red and black for models with electromatic clutch only. 22nd and 23rd Series.



30-0114-22(Both BLACK)

30-0114-89(RED, BLACK)

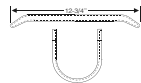
1953-55 Cover, power brake pedal. Fully molded with script just like original. Perfect detail and craftsmanship. 1953-54: All Models (except Hearse & Ambulance) 1955: All Models



70-2411-22

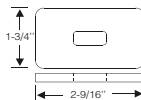
Brake And Clutch Parts

1929-31 Seal or Cushion, gearshift to floorboard. Replacement for #158444. Used on all 6th, 7th, and 8th Series cars.



30-0042-24

1930-40 Seals, clutch and brake pedal shanks, against underside of floorboard. Replaces #205953 and 1081067 as used on most of 4th through 14th Series.



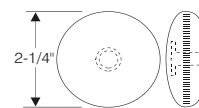
30-0055-24

1932 Support, drive shaft intermediate bearing retainer. Revulcanizing service only. Send in your complete retainer, and allow three weeks for service. Service for 900, 902, 903, and 904.



30-0526-24

1932-36 Knob, transmission change lever, cane shift (floor shift). Rubber only, use your old bushing. Perfect copy, using top quality materials. Replaces #203155.

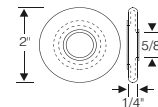


1932-33: Twelves

1934-36: Eights (except 120) Twelves

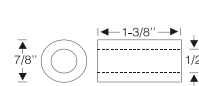
30-0153-24

1932-36 Boot, brake vacuum control valve. Quality detail and workmanship. Replacement for part of assembly #202916. Used on all Standard 8's, Super 8's, and Twelves.



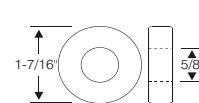
30-0426-24

1933-36 Anti-rattle, brake cable. Six piece set. Use as required on most models.



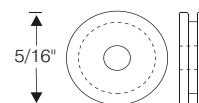
60-0443-24

1933-37 Anti-rattle, brake cable at frame. We haven't been able to nail down usage, but know it was used on some models during this period.



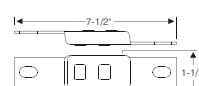
30-0425-24

1933-37 Grommet, brake cable support. Fits 7/8" hole in bracket on outside of frame. Replaces #19898. 1933-34: All 1935-36: Super 8 & Twelve 1935-37: 120 Commercial Chassis only



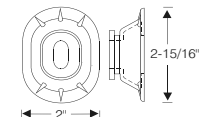
32-0057-24

1935-39 Stabilizer, fore and aft transmission to frame. A factory service part used to remedy clutch chatter. Steel core as original. For Sixes and 120's.



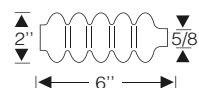
30-0252-24

1935-50 Boot, clutch and brake pedal shank at toeboard. Excellent reproduction of #300915 as used on: 1935-38: 115 and 120 1939-40: 110, 120, & Sup.8 1941: 110, 120, Sup 8, Clipper 1942-50: All Models



30-0143-24

1937-39 Boot, vacuum brake cylinder main rod. Accordion type. 2" diameter X 6" long. Top quality workmanship and material. Twelves only.

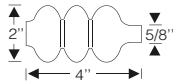


30-0115-24

Brake And Clutch Parts Continued

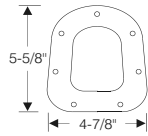
1937-39 Boot vacuum clutch cylinder rod. Constructed of durable rubber. Replaces #237017 for all Twelves.

30-0163-24



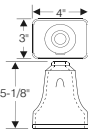
1937-39 Seal, gearshift to floorboard. Rubber only. Good quality. #221405 as used on Super 8's and 12's only.

30-0165-24



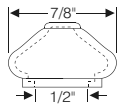
1937-39 Boot, gearshift cover. Excellent copy of #320022. Made of highest quality materials. For caneshifts only.
1937: 120 & 115C, 2nd type
1938: 120 & 110 All models
1939: 120 & 110 with floor shift

30-0178-24



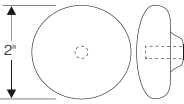
1937-39 Seals, actuating valve rod, clutch and brake vacuum cylinder. Part of assembly #237016-7. Long lasting rubber construction. Twelves only. Two/car.

30-0203-24



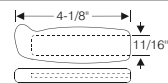
1937-39 Knob, gearshift (floor shift type). An exact copy of #316199 BLACK ONLY.
1937: Sixes and One-Twenty only
1938: not verified but should fit Six and Std 8
1939: Six and Standard 8 only

30-0349-24



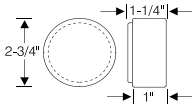
1938-40 Rubber grip, handbrake lever. Excellent reproduction. Replaces #379642 perfectly for all models.

30-0322-24



1938-54 Retainer, intermediate bearing retainer. Fully molded, replaces factory #323069. Used on all models with two piece driveshafts.

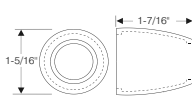
70-2268-27



1939 Boot for column gearshift, short type. Available in brown or black rubber. Excellent copy of #330394. All series with column shift.

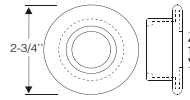
30-0129-24(BLACK)

30-0129-89(BROWN)



1939-41 Boots, shifter relay shaft end support. Constructed out of durable rubber for perfect replacement of #335290 for Super Eights ONLY.

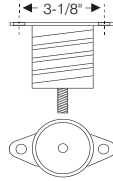
30-0068-24



1939-50 Insulator assembly, transmission support. This service is EXCHANGE ONLY for #333790. We will clean and revulcanize your old metal parts. We cannot supply the metal parts. Allow 3 to 4 weeks for service.

1939-41: Models with Econodrive
1941-47: Models with Overdrive
1948-49: 22nd Ser. Std8, Super8, Custom8
1949-50: 23rd Ser. Std8 & Super8

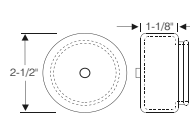
30-0316-24



1940-42 Boot, clutch control unit governor. Excellent quality copy of #354687, with construction of durable rubber.

1940-42: Cars w/ Overdrive
1941-42: w/ Electromatic

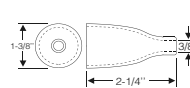
30-0273-24



1940-54 Boot, gearshift on steering column. 2-1/8" long style. Good workmanship copy of #341964, 384778, & 403045. Please specify color.

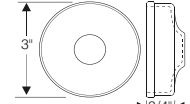
30-0069-36(BLACK)

30-0069-89(BROWN)



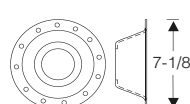
1941 Boot, valve, direct acting solenoid. Perfect duplicate of #371271. Constructed of highly durable rubber, better than original. For 19th Series with electromatic clutches only.

30-0337-24



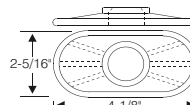
1941-50 Diaphragm, electromatic clutch control vacuum cylinder. #394100. Restores proper operation to clutch if diaphragm leaks air.
1941-42: Clippers w/electromatic
1946-50: All w/electromatic

50-0063-24



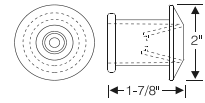
1948-49 Grommet, shifter Shaft to shroud. One per car. Replaces #395246. All 22nd Series.

30-0412-24



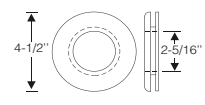
1951-56 Grommet, handbrake rod to dash. Replaces #433221 for all models.

30-0453-24



1952-56 Grommet, power brake booster through floorboard. Replaces #444038.
1952: Ser. 250 Coupes & Patrician sedan
1953: All except Clippers
1954: All except Clipper models
5482, 85, 92, 95, 97
1955-56: All with power brakes

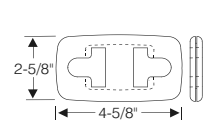
30-0536-24



Front Bumper Grommets

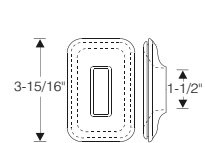
1935-36 Grommets, front bumper support bar to body. Excellent reproduction of #223493 as used on all models except 120.

30-0136-28



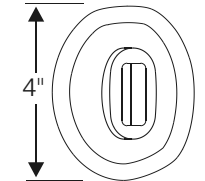
1935-37 Grommets, front bumper. Molded right and left, including retaining flange. Excellent copy of #305339-40. For styles 120, 120A, 120B, 120BA, 120C, 120CA, 120CE, 138CD, 115C.

30-0077-28



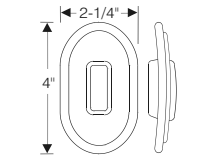
1937 Grommets, front bumper. Molded right and left with correct detail as originally found. Perfect copy of #232233-4 as found on Super 8 and 12.

30-0171-28



1938-39 Grommet, front bumper. Molded right and left with hollow construction as found on original #240426-7 for good fit.

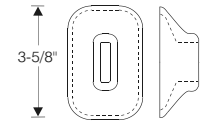
30-0001-28



1938: Super 8 and Twelve
1939: Twelve only

1938-40 Grommet, front bumper. Faithful and good quality copy of #324211 for models without trunk racks.

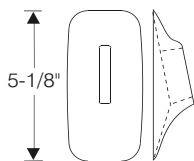
30-0039-28



1938: Six and Standard 8
1939-40: Six, Std 8, & Sup 8

Front Bumper Grommets, Continued

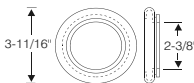
1941-42 Grommets, front bumper. Proper hollow construction as original for good fit. Excellent copy of #356852. All except Clippers.



30-0071-28

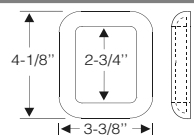
Rear Bumper Grommets

1935-36 Grommets, rear bumper support bar to body. Excellent copy and workmanship reproduction of #223608 as used on all models except 120.



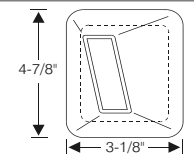
30-0137-29

1935-37 Grommets, rear bumper. Good quality replacement of #303170. For Models 115 and 120 with luggage racks (except body #992, 997, 1082, 1087, 1092, 1097).



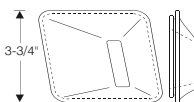
30-0047-29

1935-37 Grommets, rear bumper. Molded right and left as original #305341-2. Excellent quality. For Models 115 and 120 without trunk racks (except body #992, 997, 1082, 1087, 1092, 1097).



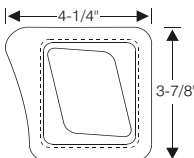
30-0159-29

1936-37 Grommets, rear bumper. Molded left and right as original with excellent detailing. Replaces #304540-41 for the following models without trunk racks:
1936: Mod. 120B Styles 992,7
1937: Mod. 120C Sty. 1092,97 Mod. 120CD Sty. CD1092 Mod. 115C Sty. 1082,87 Mod. 138CD Sty. 1090,1



30-0078-29

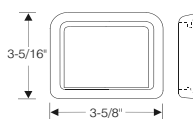
1936-37 Grommet, rear bumper. Molded left and right replacement for #304799-800. Used on the following body styles with luggage racks:



1936: Styles 992, 997
1937: Styles 1082,7,90,1,2,7

30-0197-29

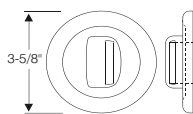
1937-39 Grommets, rear bumper. Excellent replacement for #234892 as used on the following models with luggage racks:



1937-38: Super 8 & Twelve
1939: Twelve body styles: 1103, 12,13,14,15,32,33,34,35,43 53;
1232,33,34,35,53

30-0006-29

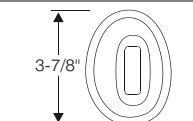
1937-39 Grommets, rear bumper. Replaces #232236. For Super 8 and Twelve body styles without luggage racks:



1937: Styles 1003, 12,13,14, 15,23,32,33,73;L394,5
1938: Styles 1103,12,13,14, 15,32,33,34,35,43,53
1939: Styles 1232,3,4,5,53

30-0008-29

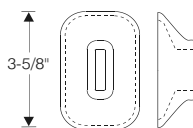
1937-39 Grommets, rear bumper. Replaces #232237 for cars without trunk racks as follows:



1937-38: Super 8 & 12 club sedans, coupes, conv't coupes, Victorias.
1939: Twelves ONLY club cps, sedans, convt cps, Victorias.

30-0293-29

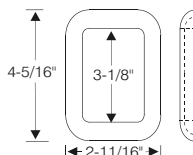
1938-40 Grommets, rear bumper. Faithful good copy of the highest quality. Replaces #324211 for models without trunk racks:



1938: Models Six & Eight
1939-40: Six, Std 8, & Sup 8

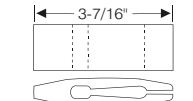
30-0039-28

1938-40 Grommets, rear bumper. Excellent quality reproduction of #324832. For cars with luggage racks. All models (except Twelve).



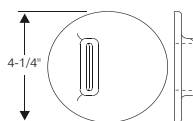
30-0067-29

1941 Mute, bumper gravel shield. Known to fit 110, may fit others.



30-0399-29

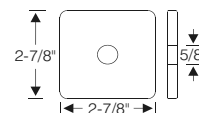
1948-50 Grommets, (Seals), rear bumper extension bar through rear fender for wrap around bumpers. 4-1/4" diameter, with full detail as in original #395715-6. For all 22nd and 23rd Series cars.



30-0127-29

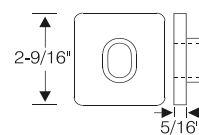
Grill Parts

1932-34 Shim, radiator core mounting stud spacer. 3/8" thick rubber like original #191785. Eights and Twelves as required (not required on all cars).



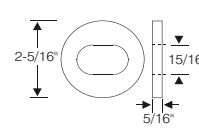
30-0209-31

1932-34 Spacer or Pad, radiator anchorage stud, upper stud. All Eights and Twelves. One pair required per car. Replaces #190939.




30-0395-31

1932-34 Spacer or Pad, lower radiator anchor stud. Used in conjunction with P-0395. Replaces #191782 for all models.



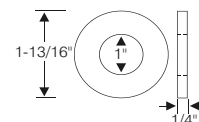
30-0451-31



1933-37 Hoses, radiator, upper. Fluted outside diameter just like original. 2" O.D. x 1-1/2" I.D. x 14" long. Replaces #205679-80 & 240388-9. TWELVES only.
1933-37: Will have to cut one hose to 13-1/4" long at installation
1938-39: Will have to cut both to fit

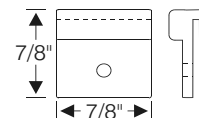
30-0258-31

1935-36 Pad (or Grommet), radiator to dash tie rod. Replaces #223302. Die cut from 1/4" rubber. 4 used per car. All 12th & 14th Series (except 120 & Light 8).



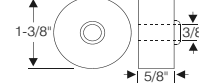
30-0469-31

1935-37 Pad, radiator lower splashers to grille. Replacement for #305245. Fastens into place with rivets. One four (4) piece set required per car. For 120 and 115C.



30-0208-31

1941-50 Grommet, radiator cradle to frame tie rod. Replacement for #202504. 1st type, with locating boss. One four (4) piece set required per car. See also our number 30-0309-31.
1941-42: Clipper models
1946-50: All models



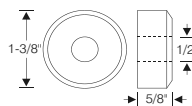
30-0121-31

Grill Parts, Continued

1941-50 Grommet, radiator core cradle tie rod to frame. Replacement for #202504. 2nd type with chamfered edge. One four (4) piece set per car.

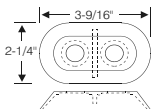
1941-42: Clipper models

1946-50: All models (See also our number 30-0121-31)



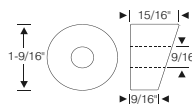
30-0309-31

1951-54 Grommet, heater core at firewall. All 24th thru 54th series (exc. Hears & Am-bulance). May fit some 55 & 56 models.



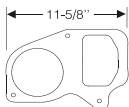
30-0456-20

1955-56 Grommet, heater inlet & outlet hose. Soft pliable rubber. Part of assy #469495. For all models with factory heater. May fit earlier models.



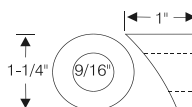
30-0421-31

1955-56 Gasket, heater housing to firewall. All models



70-1522-31

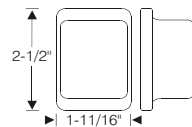
1955-56 Grommet, heater hose. Replaces parts on assembly #469495 for all models with a heater.



70-1601-31

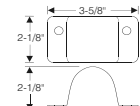
Suspension

1920-28 Pads, axle rebound, block type with flange. 1-1/2" X 1-3/4" X 2-1/2" overall. For 1st Series 6 cylinder models (Single Six, etc...).



30-0102-32

1928-36 Pads, front axle rebound. Correct shape and design like original #147298 with offset retaining holes.

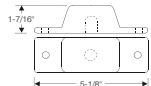


1928-34: All (except Light 8)

1935-36: Suitable replacement for all models (original 2-1/8" high)

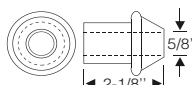
30-0043-32

1928-37 Pads, rear axle rebound. Top quality molded part is a perfect replacement for #186242. For all models and series.



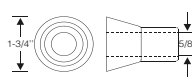
30-0054-32

1932 Bushing, spring shackle, front spring, front end; or rear spring, rear end. Quality material, excellent copy of original #196879. 2-1/8" long. Sixteen (16) req. per car. Series 900 only.



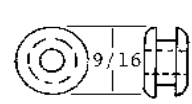
30-0076-32

1932 Bushing, spring eyeleaf, rear of front spring; or front of rear spring. Good copy of original #196880. Eight (8) required per car. Series 900 only.



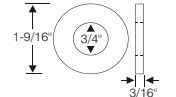
30-0081-32

1932-36 Grommet, Bijur Lubricator delivery tube thru frame at various places. Use as required, up to eight (8) per car. Replacement for #170401. For all 9th through 14th Series (exc 900 Light 8).



32-0414-32

1932-37 Seal, spring shackle. Use as required for mid 30's with Bijur lubrication systems.



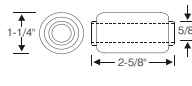
1932-33: All models as req.

1934: Not used

1935-37: All models as req.

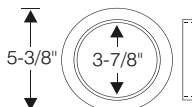
30-0434-32

1935-36 Bushing assembly, rear spring, front. Inlox cartridge type. Made same way as original with vulcanized compressed rubber between inner and outer steel sleeves. For 120 and 120B only. Replaces #300495, 304443.



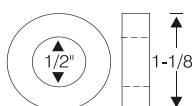
30-0394-32

1935-37 Insulator, front coil springs. Fully molded rubber replacement for #300982. Used on all Junior models (115, 120, & 138).



30-0524-32

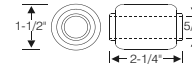
1935-37 Spacer, rear shackle washer. Made of composition cork (original type) or neoprene. All Junior models (115, 120, 138).



70-1124-33(CORK)

70-1125-33(NEOPRENE)

1935-38 Bushing assembly, front wheel support; upper and outer. Inlox type cartridge bushing assembly. Complete new inner and outer steel sleeves swaged around new vulcanized rubber. Total job done as factory did it. Replaces #317586 and #231481.

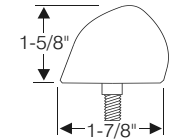


1935-38: One-Twentys and One-Fifteen (6 cyl)

1937-38: All Super Eights

30-0393-32

1935-39 Bumper assembly, front spring rebound (upper arm). Steel core, with treaded stud just like original #327743.

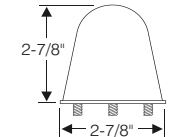


1935-38: One-Twenty & Six

1939: Six only

30-0227-32

1935-39 Bumper assembly, front suspension inside coil spring. Replaces #333035 with 5/16" threaded studs as found originally.



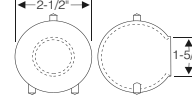
1935-37: One Twenty & Six

1938: Models 1600-01-01D

1939: Models 1700-01

30-0228-32

1935-42 Bushings, front suspension torque arm. Identical rubber replacement for #304442, with correct shape and design as original. Necessary for proper front end geometry.



1935-36: One Twentys only

1937-39: All Series

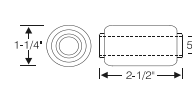
1940: Models 1801A-03A-04-05-07-08

1941: Models 1901A-03A-04-05-07-08

1942: All NON-Clipper models

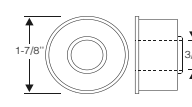
30-0239-32

1937 Bushing, front eye of rear spring. Replaces #311385. Models 120C & 115C only.



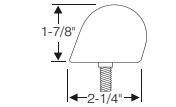
70-1838-32

1937-38 Bushing, spring shackle, for shackle and eyeleaf of rear spring. Perfect shape and construction as original #232590. Eight (8) req. per car. Super 8 only.



30-0091-32.

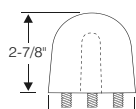
1937-38 Bumpers, front spring. Exact replacement for #237492. One pair required per car. For all Super Eights only.



30-0284-32

Suspension, Continued

1937-38 Bumper, front suspension (inside of coil spring). Made with three 5/16" studs as original #234930.



1937: All Super 8's & 12
1938: Styles 1601A & 1602, and Super 8's & 12

30-0490-32

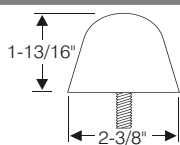


1937-39 Bushing, spring shackle, for shackle and eyeleaf of rear spring. Perfect replacement for #232740. Eight (8) required per car. For Twelves only.



30-0090-32

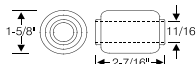
1937-39 Bumper assembly, front suspension rebound (upper arm). Straight style with stud is exact replacement for #237096. For Twelves only.



30-0229-32



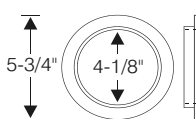
1937-39 Bushing assembly - front wheel support; upper and outer. Inlox type cartridge bushing assembly. Complete new inner and outer sleeves swaged around vulcanized rubber. Total job done as factory did it. Replaces #234929 for all 1937-39, 12 cylinder (1506,07, 08; 1607,08; 1707,08).



30-0391-32

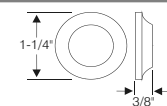


1937-39 Insulator, front coil spring. Fully molded replacement for #232010. Excellent quality. Four (4) piece set. Used on all TWELVES.



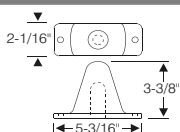
30-0510-32

1938-39 Separator, spring leaf, rear. Rubber construction like originally found on #327687. Use as required, up to 24 needed per car.
1938: One Twenty and Six
1939: Six, 120, & Super 8



30-0370-32

1938-40 Bumper, rear frame to axle rubber. Replacement for #333071, 330557, 326953. Two per car. For all 16th, 17th & 18th Series.



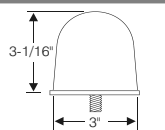
30-0371-32

1938-40 Bushing, spring shackle. Six (6) per car. Packard's "self flanging" type replacement for #326619.
1938: 1600-1-1A-1D-2
1939: 1700-1-1A-2-3-3A-5
1940: 1801A-3A-4-5-7-8



30-0420-32

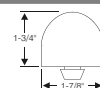
1939-41 Bumper, front suspension (inside of coil spring). Made with 3/8" stud as original factory #333038.
1939: All Super 8's & 12
1940-41: Super 8's



30-0489-32



1939-42 Pads, rebound, front spring. Self retaining type like #333074.

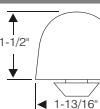


1939: All (except Twelve)
1940: 1801A-3A-04-05-07-08
1941: 1901A-3-3A-4-5-6-7-8
1942: Non-Clippers also see our number 30-0120-32 dimensions

30-0087-32



1940-47 Pads, front spring bumper rebound. Self retaining type identical to #351689.



1940: Models 1800-01-03-06
1941: Models 1900-01
1942-47: All Clippers (Non-Clippers also see our number 30-0087-32 dimensions)

30-0120-32

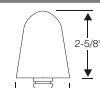


1940-50 Rubber bushing, rear spring and shackle. 1-1/8" diameter with 9/16" hole. One set contains 12 pcs. Replaces #347126.
1940: 1800-1-3-6
1941: 1900-1-3-6-51 (Clipper)
1942: 2000-1-3-6-10-11
1946-47: 2100-1-3-6-11-30
1948-49: 2201-2-6-11-32-33-40
1949-50: 2301-2-6-32-33



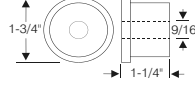
30-0344-32

1941-47 Bumper, front spring compression, lower arm. Steel core, retained by clip (not included). Replaces #351688, #373881.
1941-42: Clipper only
1946-47: All Models



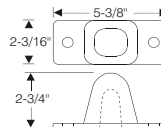
30-0119-32

1941-47 Bushing, rear spring eyeleaf and shackle. 9/16" inside diameter, 1-3/8" barrel. One 12 piece set per car. Replaces #354979 for:
1941: 1901A-3A-4-5-7-8
1942: 2004-5-7-8
1946-47: 2126 only



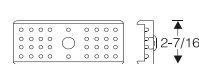
30-0372-32

1941-50 Bumpers, rear axle spring. Fully detailed copy of #355047. For all series including Non-Clippers.



30-0125-32


1948-50 Pad, rear spring insulator. Four (4) required per car. Replaces #412554.



1948-49: Twenty-Second Series Custom 8 Sedan, Club Sedan; Super 8 conv't Victoria; Custom 8 conv't Victoria
1949-50: Twenty-Third Series: All (except Custom 8 Hearse & Ambulance)

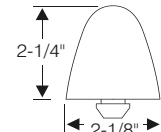
70-0245-32

1948-54 Insulator, rear spring leaf clip. 7-1/2" long, customer may trim for shorter lengths. May use up to 8 per car. All models.



30-0452-32

1948-56 Bumper, front spring rebound, upper. Fully molded replacement for #433804. Top quality construction.

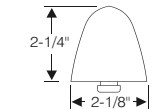


1948-54: All models
1955: 5540 Chassis only
1956: 5622 Body only

30-0516-32



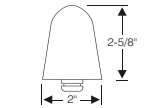
1948-56 Bumper, front spring rebound, lower. Fully molded replacement for #446070. Top quality construction.
1948-54: All models
1955: 5540 Chassis only
1956: 5622 Body only



30-0517-32

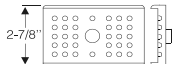


1951-53 Bumper, rear axle to floor-board. Steel core, retained by clip (not included). Replaces #351688, #373881. All models. NOTE: Order 1/2 pair for this usage.



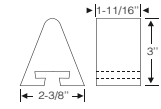
30-0119-32

1951-54 Pad, rear spring insulator. Excellent detail, replaces factory #419924. Order 4 per car. Used on all models (except hearse & ambulance chassis).



70-2080-32

1951-56 Bumper, rear axle rebound. Replaces #433812.



1951-54: All exc. C.C.
1955-56: All without torsion bar

30-0534-32

Suspension, Continued

1955 Bushing, rear support arm. Rear upper. 4 per car, replaces #445343. For lower see 70-1290-32. All models.



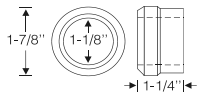
70-1289-32

1955 Bushing, rear support arm. Rear lower. 4 per car, replaces #445994. For upper see 70-1289-32. All models.



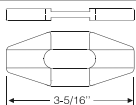
70-1290-32

1955-56 Bushing, rear support arm, front. Four per car, replaces #465050. For all models.



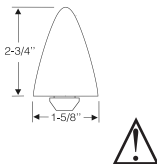
70-1288-32

1955-56 Cushion, rear load arm link. 2 per car, replaces #445962. All models.



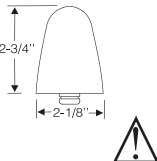
70-1291-32

1955-56 Bumper, front load rebound, upper. Fully molded replacement for #445347. All models.



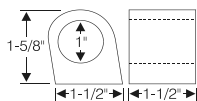
70-1294-32

1955-56 Bumper assembly, front load compression, lower. Replacement for #445255. All models.



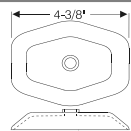
70-1295-32

1955-56 Bushing, torsion bar. Replaces #445766. All models.



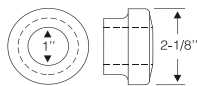
70-1723-32

1955-56 Gasket, torsion tension pin. Fully molded replacement for #445823. For all models.



70-1869-32

1956 Bushing, rear support arm. Eight (8) used per car. Perfect molded rubber replacement for #473313. Fits all models.

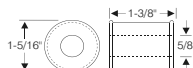


70-1537-32

Shock Absorber And Stabilizer

1930-39 Bushing, shock arm (link end). Replacement for original Delco #D-49975.

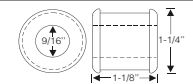
1930: Some (as required)
1932-36: Some 8's (as req.)
1935-38: All Senior Series
1939: Twelves only



30-0192-32

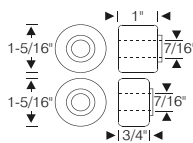
1932-36 Shock absorber link pin bushing. Replaces #41151 as found on:

1932: Light 8
1935-36: One-Twenty
1936: Standard 8



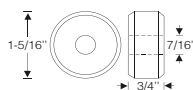
50-0220-32

1933-34 Grommet, shock absorber link, upper and lower. Set of 8 pairs of each (16 pieces in complete set). Sold in complete sets only. For all models. Replaces #9856-7.



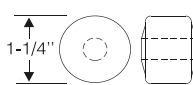
30-0407-33

1935-37 Grommet, rear shock absorber, link to axle. 1-5/16" O.D. X 7/16" I.D. X 3/4" thick. Eight (8) per car. Some models, also compare with our number 70-0436-33.



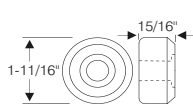
50-0087-33

1935-37 Grommet, rear shock link to axle. 1-1/4" O.D. X 7/8" thick. An alternative to our 50-0087-33. For models 120 and 115 as required.



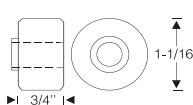
70-0436-33

1935-39 Grommet, rear shock arm link (lower end), or rear sway bar link lower end. Replacement for #221725. Shock arms used four (4) per car. If needed, sway bar used two (2) per car. Senior Series only.



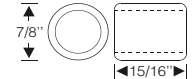
30-0193-33

1935-42 Grommet, shock and stabilizer link. Eight required per car. For models 110, 115, and 120 as required per car.



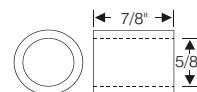
70-0274-33

1937 Bushings, rear shock link assembly. Designed to act like sleeve inside link arm. For models 115C and 120C only.



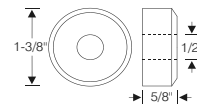
30-0024-33

1937 Bushings, rear shock link, upper. Rubber sleeve construction like original. 5/8" I.D. x 7/8" O.D. x 7/8" long. Two (2) required per car. For 120C and 115C only.



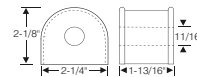
30-0226-33

1937 Grommet, rear stabilizer pad. Links to where the leaf springs are bolted. 1-3/8" diameter X 5/8" thick. For 115C convertible coupe only. Sold in 4 pc. set only.



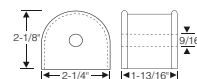
30-0309-31

1937-39 Bearing, stabilizer rear rod. Replaces factory #237990. Requires 2 per car. All series 12.



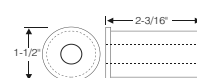
30-0483-33

1937-39 Bearing, stabilizer front rod. Replaces factory #0341082. Requires 2 per car. All Super 8 & 12 models.



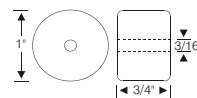
30-0484-33

1938-39 Bushing, sway bar (stabilizer lateral tube). Exact replacement for #239844. Two (2) used per car. 2-3/16" long. For Super 8 and Twelves only.



30-0285-33

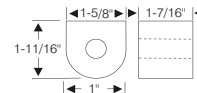
1940-47 Rubber pad, stabilizer link assembly, front, in upper end at link. Four (4) used per car. Part of assembly #351694.



1940-41: 1800-1-3-6,
1900-1
1940-47: We believe used on all models these years

30-0406-33

1940-50 Bushing, front stabilizer mounting bracket. Faithful reproduction of #351695.

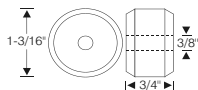


1940: All models
1941:
1900-1-3-6-51 (Clipper)
1942-50: All models

30-0123-33

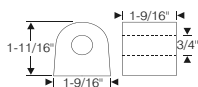
Shock Absorber And Stabilizer, Cont.

1940-50 Grommets, front and/or rear stabilizer links, lower. Correct replacement for #351172. Number varies according to requirements below:
FRONT STABILIZER:
1940-50: All models incl. non-Clippers (4 req.)
REAR STABILIZER:
1941-42: Clippers only (2 per car required)
1946-50: All exc. style 2301 (2 req. per car)

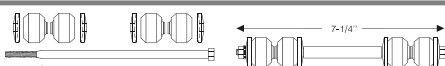


30-0310-33

1941-54 Bearing or Bushing, front stabilizer rod. Replaces #351295. One pair used per vehicle.
1941: 1901A-3A-4A-5A-7A-8A
1951-54: All models



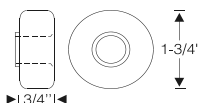
30-0363-33



1948-50 Link kit, full replacement for front stabilizer link #410468. Complete 22 piece set. Includes all necessary rods, washers, spacers, double nuts, and grommets. For all 22nd and 23rd.

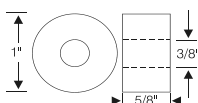
60-0221-33

1948-50 Grommet, rear stabilizer bar (angular sway bar), upper and lower. Four (4) required per car. Exact replacement for use on all 22nd and 23rd Series as required.



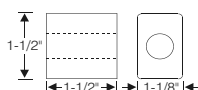
70-0221-33

1951-52 Grommet, stabilizer link. Exact replacement for #426132 with cylinder shape and flat ends as original. 3/8" I.D. x 1" O.D. x 5/8" thick.



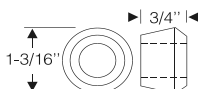
60-0235-33

1951-56 Bushing, front stabilizer rod end. One (1) pair required per car. Exact replacement for #419741. For all series cars.



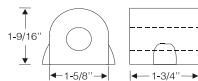
30-0298-33

1955-56 Grommet/bushing, rear stabilizer rod eye. 5/8" hole, 1-1/4" O.D., 3/4" thick. Four (4) needed per car. Replaces #445340. Used on models with Torsion Level suspension.



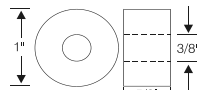
70-0547-32

1955-56 Bushing, front stabilizer rod. Replaces #465184. One pair per vehicle, all models.



70-1293-33

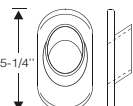
1957-58 Grommet, shock absorber mounting. Plain cylinder type with flat ends. Replacement for #426132. 3/8" I.D. x 1" O.D. x 5/8" thick. Check your original for style required.



60-0235-33

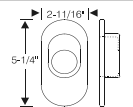
Steering

1930-32 Grommet, steering column to toeboard. Steel carcass or core as original, for 1-1/2 steering column tube. Replaces #175358, #181369, #191255. Dimensions 2-5/16" X 5-1/4" O.A. For all 7th, 8th, 9th Series (except 900) and 1932, 12 cylinder.

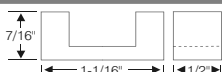


30-0046-36

1933-36 Grommet, steering column to toeboard. Replaces #207102. 1-5/8" hole for column. Similar to, but larger than our number 30-0046-36. Standard Eight, Super 8, Twelve.



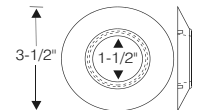
30-0160-36



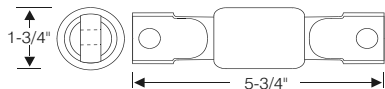
1935-36 Wheel shield cushion. For cars with wire wheels. Replaces #223450.
1935: 8's & 12's (except 120) 6 pieces per wheel
1936: 8's & 12's (except 120) 3 pieces per wheel

30-0419-38

1935-38 Grommet, steering column at toeboard. Replaces #302061. Model 120 with floor shift.



30-0106-36



1935-39 Bushing and pin assembly cartridge. Inlox type, front wheel lower support arm inner pin. Shipped with instructions for reinstalling. Replaces #338748, #302867.

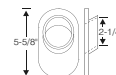
1935-39: All 120 models
1937-39: All 6 & Super 8

30-0386-36

1937-39 Bushing and pin assembly, cartridge. Inlox type, front wheel lower support arm inner pin. Shipped with instructions for re-installing. Replaces #234557. (12) cylinder only.

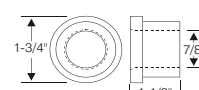
30-0385-36

1937-39 Grommet, steering column. Replaces #231447. All Super 8 and 12 with cane shift (floorshift).



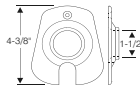
30-0288-36

1939-42 Bushing, insulator, upper support arm, outer above steering knuckle support. 4 per car. 4 piece set. Replaces #338830.
1939: All (except 12)
1940: All
1941-42: All (except Clipper)



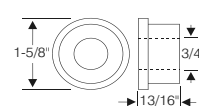
30-0341-36

1939-42 Grommet, steering column at toeboard. Replaces #333220.
1939: All (except 12)
1940: All models
1941-42: All (exc. Clipper)



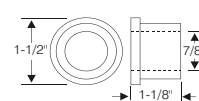
30-0348-36

1940-42 Bushing, insulator, torque arm to frame at rear. Replaces #348172. 4 per car. 4 piece set.
1940: Models 1800, 1801, 1803, 1806 (all 6 & 8 and some Super 8)
1941: Models 1900, 01, 03, 06 (all 6 & 8 and some Super 8 and some Custom 8)
1942: All 122" and 127" wheel base models (except Clipper)



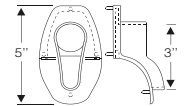
30-0335-36

1940-42 Bushing, insulator, front suspension lower support arm, inner. Replaces #356715. 4 per car. 4 piece set.
1940: All
1941-42: All (except Clipper)



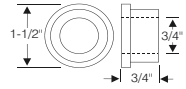
30-0339-36

1941-42 Grommet, steering column to instrument panel. Replaces #362511. Brown rubber only, excellent copy. All (except Clipper).



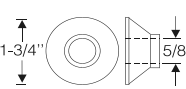
30-0048-36

1941-42 Bushing, steering gear lever ball stud (Pitman arm). Originally made in one piece as spool bushing, but replacements made in halves. This set is the 2 halves required for 1 car. Replaces #358791. All models except Clipper.



30-0340-36

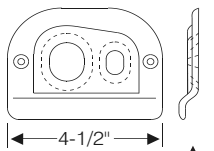
1948-54 Dust cover, ball stud. Fits on tie rod, idler, and power steering cylinder ends. Replaces #433167 & 419647. Used 4 to 8 per car depending upon application.



70-0537-32

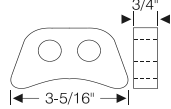
Steering, Continued

1951-54 Grommet, steering column at floorboard. Replaces #426620, & includes metal core. ALL 24th, 25th, 26th, & 54th series.



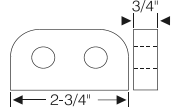
30-0455-36

1955-56 Grommet, power steering lines to air duct. Replaces #465987 for all models.



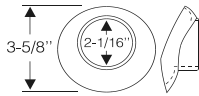
70-1599-36

1955-56 Grommet, power steering lines to frame. Replaces #465988 for all models.



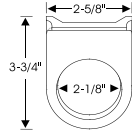
70-1600-36

1955-56 Grommet, steering column at floor. Replaces #465388 for all models.



70-1894-36

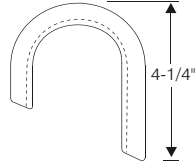
1956 Grommet, steering column at dash. Excellent reproduction of #6478136, with all original details. See 70-1894-36 for grommet at floorboard. Used on All Models.



70-1895-36

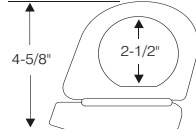
Spare Wheel Carrier

1932 Grommets, sidemount support arm to runningboard splashers, right and left. Models 901, 902 prior to frame #344176.



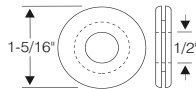
30-0205-37

1932 Grommet, side wheel carrier to runningboard splashers, right and left. Replaces #194775-6. Models 901, 902, after frame #344175, with sidemounted spares. Also models 903, 904, 905, 906.



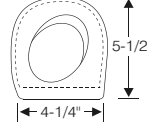
30-0324-37

1932-34 Grommet, sidemount upper, or rear mounted spare brace rod. Replaces #194019 for:
1932: Light 8 (900), Twelve
1933-34: Eight, Twelve



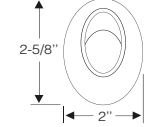
32-0155-37

1933-34 Grommets, sidemount support arm, right and left. Replaces #210809-10. All Series.



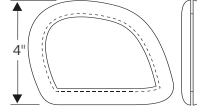
30-0041-37

1935 Grommets, sparewheel sidemount brace, lower. Model 120 only.



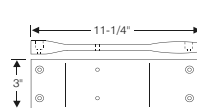
30-0100-37

1935-36 Grommets, sidemount carrier arm through fender. Replaces #225408. Reversible for right and left hand. All Eight (except 120); All Twelve.



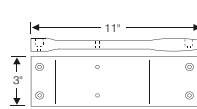
30-0135-37

1935-37 Cushion, upper (thin) spare wheel in fender well. All 120's with fender wells. 2 per car. Replaces #303599.



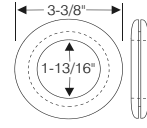
30-0410-37

1935-37 Cushion, lower (thick) spare wheel in fender well. All 120's with fender wells. 2 per car. Replaces #303598.



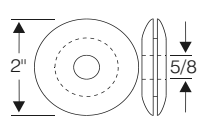
30-0411-37

1935-39 Grommet, rear spare wheel carrier bracket. Replaces #225821. 2 per car. (Also order our number 30-0355-37 separately).
1935-38: All 8's exc. 120; All 12's (models with rear mounted spares)
1939: All 12's (with rear mounted spares)



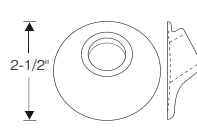
30-0334-37

1935-39 Grommet, rear wheel carrier bracket base (small). Replaces #225817. Used in conjunction with our number 30-0034-49. Models with rear-mounted spare; Eights, Super Eights, Twelves.



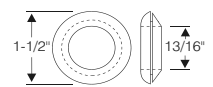
32-0355-37

1936-37 Grommets, sidemount brace, lower, to fender. Replaces #304560. Hollow construction for good fit. 120 models with sidemounts.



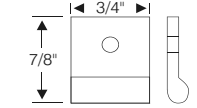
30-0079-37

1936-37 Grommets, sidemount, upper to cowl. Replaces #304704. Two (2) per car.
1936: All 120
1937: All (exc. 6 cylinder)



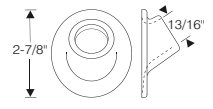
32-0167-52

1936-39 Pad, spare tire inner. All models with spare wheel cover.



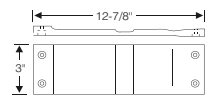
30-0446-37

1937 Grommets, sidemount to fender. Replaces #237045. All (except Six and 120's).



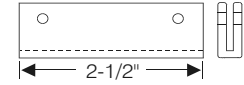
30-0168-37

1937-39 Cushion, spare wheel in fenderwell. Replaces factory #234974.



1937: 12's only (2 pr. req'd)
1938-39: 12's only (3 pr. req'd)

30-0480-37

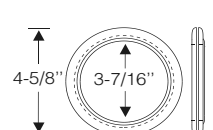


1940-41 Pad, side mount covers. Correct cross-section replacement for #351664. Six (6) piece set. Used on all 18th & 19th series Eights and Super Eights with side mounts.

30-0518-37

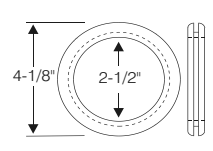
Fuel System Misc. Parts

1929-30 Grommet, fuel filler neck. 3-1/2" inside diameter for 4" hole in apron. Replaces #162432 exactly. For models 645 and 745 only.



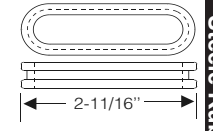
30-0099-41

1930-31 Grommet, fuel filler neck through rear apron. Faithful reproduction of #175929. 2-5/8" inside diameter, fits 3-3/8" hole in sheet metal.
1930: Models 726, 733, 740
1931: 826, 833, 840, & 845



30-0232-41

1930-34 Grommet, fuel gauge and gas line through rear frame crossmember. For 5/8" x 2-3/8" slot.

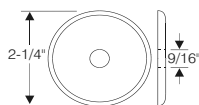


1930-31: Model 840 only
1934: Model 1101

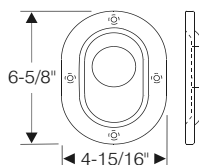
30-0045-41

Fuel System Misc. Parts Continued

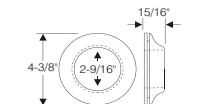
1932 Grommet, fuel line through engine pan. 2-1/4" diameter. For Model 902, possibly others.


30-0320-41

1932-33 Seal, fuel filler neck through rumble seat floor pan. Highest quality workmanship, rubber with steel core as original. Replaces #199350 for all Coupe Roadsters.


30-0157-41

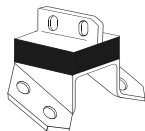
1932-33 Grommet, filler neck to body. Replaces #197449 for the following:



1932: Ser. 900 (Lgt 8) ONLY
1933: Std 8 Model 1001 ONLY

30-0158-41

1933-36 Mount, exhaust muffler to frame bracket, front assembly. Send in your upper and lower pieces. Allow 3 weeks for service of #207544 as used on:
1933-36: Eights (except 120)
1935-36: Twelve


30-0184-11

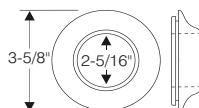
1935-36 Grommet, fuel filler neck. For inside of body, on floor of wheel carrier. Excellent replacement for #304219. Used on One-Twentys only.


30-0101-41

1935-36 Grommet, gas tank inlet to wheel housing. Also used as grommet, gas tank inlet tube to wheel compartment bottom. Replacement for #223231. For SENIOR SERIES Victorias, coupes, club sedans, conv't coupes and sedans.


30-0241-41

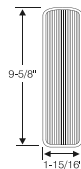
1935-40 Grommet, fuel filler neck. Perfect copy of #315589, good finish like original.



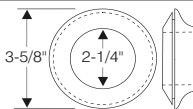
1935-38: Six, 120's
1939-40: Six, 120, & Super 8

30-0038-41

1935-40 Pedal, accelerator. Revulcanizing service on your old steel core. Includes new ball sockets as original, with correctly detailed tread pattern. Send old pedal and allow 3 wks. for service. For #335464. All Sixes and 120 Eights.


30-0400-41

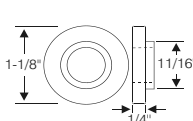
1937-39 Grommet, fuel filler neck to fender. Authentic replacement for #232232.



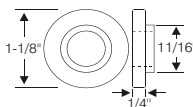
1937-38: Super 8 & Twelve
1939: Twelve only

30-0166-41

1937-39 Insulator, exhaust system. Replaces #232856. Uses 6 per car for muffler rear support bracket. Twelves only.


30-0404-48

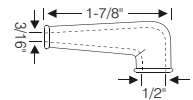
1937-39 Insulator, exhaust system. Replaces #232856. Uses 4 per car on exhaust outlet tube bracket.
1937-38: Super 8
1937-39: 12's


30-0404-48

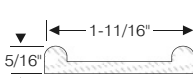
1937-39 Socket, accelerator pedal throttle rod. Fits into underside of pedal on 15th, 16th, and 17th series Senior Models.


30-0494-41

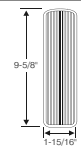
1937-50 Boot, gasoline tank gauge terminal (at tank). Exact replica of #324621 as found on all passenger models.


30-0279-41

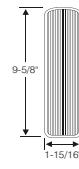
1937-50 Cushion, fuel tank support strap (anti-squeak). Replaces factory #303347.
1937-39: Super 8 & 12
1940-41: All models
1942-47: 6's & Standard 8
1948-50: Styles 2201, 11, 13, 40; 2301, 13


30-0482-41

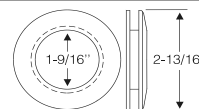
1939-40 Pad, accelerator pedal. New rubber vulcanized to your steel core. Send in your old core when ordering. Please allow 3 weeks for service on #338324 pedal. All 17th and 18th Series Super 8's.


30-0474-41

1941-52 Pedal, accelerator. Revulcanizing service only on your old steel core. Includes new rod ball socket and pivot. Original pattern tread. Send in old pedal and allow 3 weeks for service. All models. For #362838 pedal.


30-0401-41

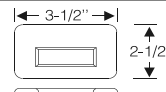
1952-56 Grommet, accelerator pedal rod through floorboard. Replaces #444039.



1952: Ser. 250 Coupes & Patrician sedan
1953: All except Clippers
1954: All except Clipper models
5482, 85, 92, 95, 97
1955-56: All with power brakes

30-0537-41

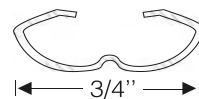
1952-56 Grommet, accelerator pedal hinge to floorboard. Replaces #444055.



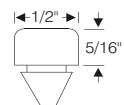
1952: Ser. 250 Coupes & Patrician sedan
1953: All except Clippers
1954: All except Clipper models
5482, 85, 92, 95, 97
1955-56: All with power brakes

30-0539-41
Hood Bumpers And Fittings

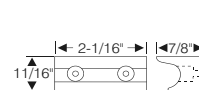
1929-34 Pivot, hood hinge top strap. Cold rolled steel as original. Furnished in 4-1/2 ft. strip long enough for all models including V-16. This part was originally furnished to dealers in bulk lengths and had to be cut to size.


70-0045-42

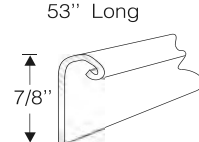
1930-41 Cushion, stem bumper. As required under dart on molding line where hood overlaps hood side panel. See diagram for placement.


33-0136-42

1932-34 Pads, hood inner rest center. Rubber only, fits original bracket. For some models as required.

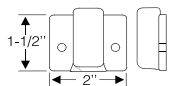

30-0222-42

1932-34 Side strip, hood hinge, pinless. 53" of roll formed stainless steel. Better than original brass, much stronger and durable. A lifetime job. Replaces #1666211. No plating required. Not drilled for rivets.


70-0036-42

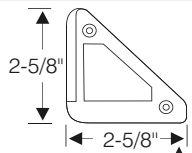
Hood Bumpers And Fittings, Cont.

1933 Bumper, hood rest at side. Fully molded, perfect copy replaces #209628. Used on Eights and Twelves (1002-3-4-6).



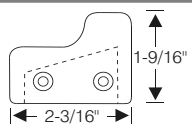
70-2261-42

1933-34 Pads, hood front corners. Replaces #207181 and #209680. Steel core, rivets not included. All models (except Light 8).



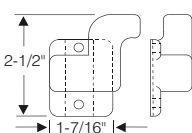
30-0225-42

1934 Bumpers, hood rest, reversible. Fully detailed, top quality. For some models as required.



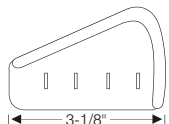
30-0150-42

1934 Bumpers, hood catch. Right and left. Perfect copy. Replaces factory #215086/87. For Series 1100,01,02,03,04,05,07,08.



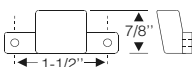
30-0151-42

1935 Pads, hood corners. Right and left replacement for #223563-4. Steel core, integral holding tabs. Eight, Super 8, and Twelve.



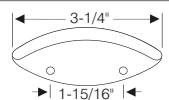
30-0183-42

1935-36 Bumpers, inner hood rest. Good copy and material. 1 pair required per car. For 1200-1-2, 1400-1-2, 1500-1-2. Replaces #225363.



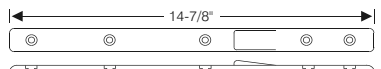
30-0080-42

1935-37 Pads, hood front corners. 2 rivet type. Replaces #305917 for models 115C and 120.



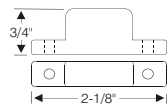
30-0131-42

1935-37 Guard strips, hood to cowl. Steel core with molded integral hood rest. Excellent quality. Replaces #225694 perfectly. 1935-36: All exc 120 & 6cyl 1937: Super 8 & Twelve



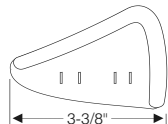
30-0138-42

1935-37 Bumpers, hood side panel center. Excellent reproduction for #255351 as used on: 1935-36: Super 8 & Twelve 1937: Twelve only



30-0175-42

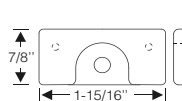
1936-37 Pads, hood front corners. Large self prong type with metal core molded left and right. Replaces #230182-3.



1936: All (except 120)
1937: All (exc. 120 & 6cyl.)

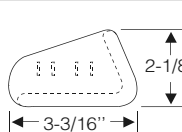
30-0130-42

1938 Bumpers, hood center side panel. Steel core construction like original. For Super 8 and Twelves only.



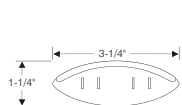
30-0009-42

1938 Pads, hood front corners, large type. Molded right and left with metal cores and double tab retainers replaces #320841-2. For Model 120 and Sixes only.



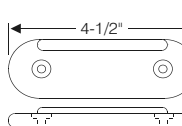
30-0011-42

1938-39 Pad, hood front corner. Replaces #240265. Metal core, retained by 4 tabs. 1938: Super 8 & 12 1939: 12 only



30-0088-42

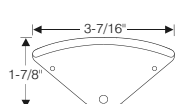
1938-39 Bumpers, hood to cowl. Steel core, 1-1/2" X 4-1/2", excellent quality replacement for #240277 as used on:



1938: Super 8 & Twelve
1939: Twelve only

30-0223-42

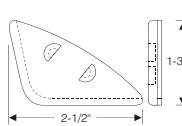
1938-40 Pads, hood rear corners. High quality rubber with metal core as original, replaces #326944.



1938: All sixes and 120's
1939: All (exc. 12 cyl)
1940: All models

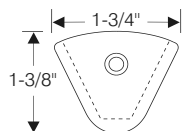
30-0010-42

1939 Pads, hood rear corners. Molded left and right with a metal core. Perfect reproduction as found on Twelves only.



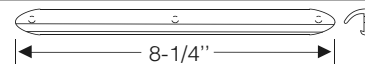
30-0059-42

1939-40 Pads, hood front corner. Metal core, retained by single rivet. Perfect copy of #330093 as found on:
1939: All (exc. 12 cyl)
1940: All models



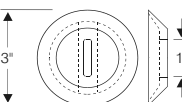
30-0037-42

1941-42 Scuff pad, hood to cowl. Superior duplication of part with better rubber than original. For all models EXCEPT CLIPPER.



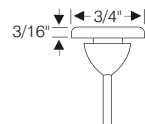
30-0049-42

1941-50 Grommets, hood lock link through firewall. Replaces #272536 as found on:
1941-42: Clipper only
1946-50: All Models



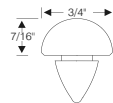
30-0110-42

1941-50 Pad, hood front to grill. Button type, self retaining for 5/16" hole. Head 3/4" diameter by 3/16" thick. Replaces #372146 perfectly.
1941-42: Clipper (6 per car)
1946-47: All (6 per car)
1948-50: All (2 per car)



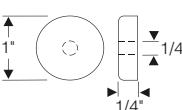
33-0113-42

1941-50 Pad, hood rest across cowl. Button style with self retainer. 1/2" thick head. Eleven (11) required per car.
1941-42: Clipper only
1946-50: All models



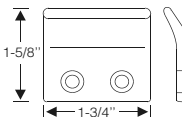
33-0116-42

1942-50 Anti-rattle, safety hood catch to fender. Two (2) used per car. Replaces #372341 for:
1942: Clipper only;
1946-50: All models



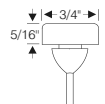
34-0025-42

1948-50 Pad, hood rest. Molded rubber with steel core. Six (6) required per car. Excellent quality reproduction of #399324 as used on all models.



30-0092-42

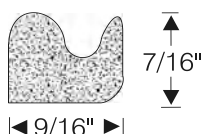
1948-50 Pad, hood side to fender. Button type, fits 5/16" hole, self retaining. Head is 3/4" in diameter, 5/16" thick. Eight (8) are required per car. For all 22nd and 23rd Series. Replaces #391463.



33-0542-42

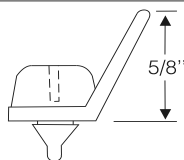
Hood Bumpers And Fittings, Cont.

1949-50 Seal, hood to cowl. High quality closed cell sponge rubber construction as original #415850. 23rd Series only.



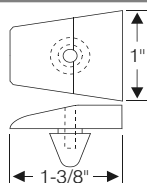
30-0233-42

1951-54 Weatherstrip, hood to cowl. Fully molded with carrot-bumper retainers. Good replacement for #422539. All models.



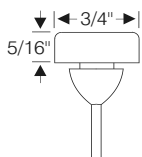
70-1296-43

1951-56 Bumper, hood, on side of fender. Replaces #422290 for all models. Six (6) required per car. Constructed of high quality rubber with exact details as original.



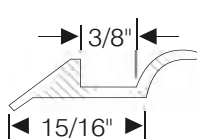
30-0304-42

1952-55 Pad, hood front corner to grill. Self retaining for 5/16" hole. 5/16" thick head, 3/4" dia. Replaces #391463. 4 used per car on all models.



33-0542-42

1955-56 Weatherstrip, hood to cowl. Correct extrusion replacement for #461632. Overall 37" long. All models.



30-0527-42

1956 Bumper, hood rest, stem type. 13/16" O.D. X 1/4" high for 5/16" hole. Excellent reproduction. Two required per car.



33-0531-42

Can't Find A Part?

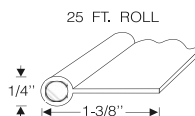


Call Us!

We can help you find the part you need or we may be able to custom-make the part for you

Fender & Fenderskirt Edging

1927-47 Fender welting, superior quality. Proper construction of reinforced vinyl over vinyl core. 1-3/8" wide. Black only, available in two bead sizes: 1/4" and 3/16" bead, and two lengths: 25 and 50 ft. roll.



70-1097-44(1/4"-25ft.)

70-1098-44(1/4"-50ft.)

70-1099-44(3/16"-25ft.)

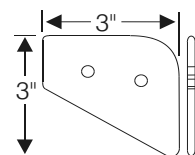
70-1100-44(3/16"-50ft.)

1927-50 Fender welting, bright chrome, 3/16" bead, 1-1/2" width. Superior quality. Available in 25 ft. or 50 ft. rolls.

70-1101-44(25ft.CHROME)

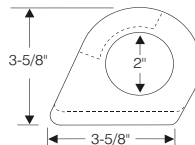
70-1102-44(50ft.CHROME)

1932 Pad, separator, front fender center joint. Replaces #197513 perfectly. Correct shape and form. For Series 900 only.



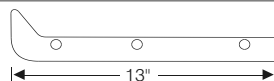
30-0237-44

1932-34 Grommets, front apron crossbar. Molded left and right just like original #191266-67. Excellent reproduction. For series 902 only.



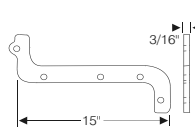
30-0040-44

1932-34 Seal, Front fender to runningboard. Die cut rubber to exact dimensions as original #184839. 1932: Twelve only 1933-34: All models



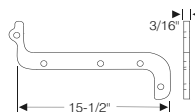
30-0430-44

1935-37 Liners, front fender to runningboard. Reversible right and left like original #223907. For the following models: 1935-36: Standard 8 1937: Super 8



30-0189-44 \$67.40/pr.

1935-37 Liner, front fender to runningboard. Reversible right and left replacement for #223908.



1935-36: Super 8 & Twelve 1937: Twelve only

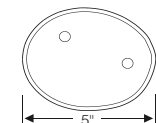
30-0264-44

1935-37 Gasket, rumbleseat step center. Perfect replacement for #310517 with correct shape and beading.

1935-36: LHD 120 club & conv't coupe 1937: 120 & 115 club & conv't coupe

30-0271-44

1935-37 Gasket, rumbleseat step. For left hand drive upper. Correct replacement for #308526 with



proper beading and shape.

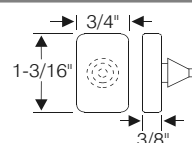
1935: 120 styles 895, 899 (Club & Conv't coupe)

1936: 120B styles 995, 999 (Club & conv't coupe)

1937: 115C styles 1085, 1089 (Club & conv't coupe) 120C style 1095 (Club Coupe)

30-0272-44

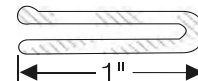
1935-37 Bumpers, rumbleseat stop bracket. Self retaining type as original. Replaces #307494 for Models 120, 120B, 120C, and



115C club coupes and convertible coupes.

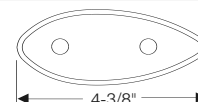
30-0275-44

1935-39 Liner, runningboard to body, (side apron to body seal). Set consists of 2 pieces seven (7) foot long. 1" width is after fold over. Replaces #223905 1935: Chassis 1201, 1204, 1207 1936: Chassis 1401, 1404, 1407 1937: Chassis 1501, 1507 1938: Chassis 1605, 1608 1939: Chassis 1708



30-0169-44

1935-39 Pad, rumbleseat step bracket to fender. Replacement for #226513 with correct beading and shape. 4-1/4" long. 1935-38: Senior rumbleseat body styles 1939: All Twelve rumbleseat body styles



30-0181-44

Please order Masticated Sheet by the square foot as shown here.

4'X1'	4'X2'	4'X3'	4'X4'	4'X5'
4 SQF.	8 SQF.	12 SQF.	16 SQF.	20 SQF.

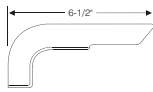
1936-75 Masticated sheet. 3/32" thick rubber sheet containing random milled cotton cord reinforcement for front end splash aprons, etc. This product is 4 foot high, and will only be sold in 4 (four) foot multiples (4' x 1', 4' x 2', 4' x 3', etc...). Used on most models.

70-0645-45

Fender & Fenderskirt Edging, Continued

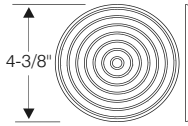
1937 Liner, front fender to radiator shell. High quality rubber construction. For 120C and 115C models only.

30-0246-44



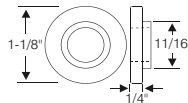
1937-39 Pads, rumbleseat step. Perfect copy, beautiful detail reproduction of #226512. For all (except 110, 120 & 138).

30-0170-44



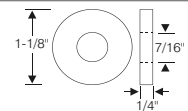
1938-40 Insulator, runningboard to frame bracket, at each runningboard bolt, upper. 10 to 14 required per car. Replaces #324851.
 1938: All Six and 120's
 1939-40: All 6, 120, & Sup 8

30-0404-48



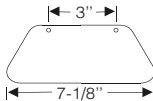
1938-40 Insulator, washer, runningboard to frame bracket bolt, lower. 10 to 14 required per car. Replaces #324279.
 1938: All Six and One-Twenty
 1939-40: 6, 120, & Super 8

30-0405-48



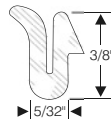
1941-42 Gravel deflector, underside of runningboard at rear. High durability rubber construction replacement for #362338. For all NON-Clipper models.

30-0007-44



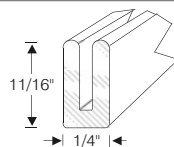
1941-47 Seal or Pad, fenderskirt edge. Perfect profile. A pair of five (5) foot strips. For most models equipped with fenderskirts.

20-0111-44



1948-50 Cushion, rear gravel to bumper. Six (6) feet long. 1 strip required per car. For all 22nd and 23rd Series automobiles.

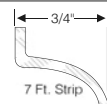
30-0384-44



1951-55 Seal, rear shield to bumper. Replaces factory #422577.

1951-54: All (exc. hearse & ambulance)
 1955: Clippers only

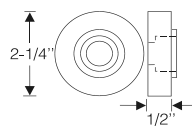
30-0476-44



Body Mounting Pads

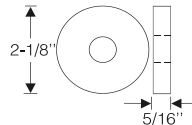
1951-56 Pad, body mounting. Also used for radiator cradle to frame. Replaces #422328. All models as required, 8-10 per car.

70-1429-48



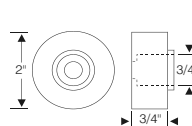
1951-56 Pad, body mounting. Also used for radiator cradle to frame. Replaces #437004. As required, 8-10 per car. All models.

70-1430-48



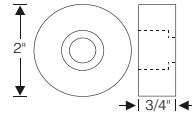
1955-56 Pad, body mounting. Replaces #437642 & 6478986. Number used varied according to body type. Used on all models (except conv'ts).

30-0500-48



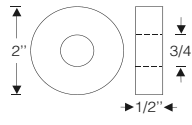
1955-56 Pad, body mounting. Replaces #448179 & 6478987. Number used varied according to body type. Used on all models (except conv'ts).

30-0501-48

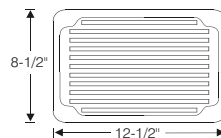


1955-56 Cushion, or pad, body mounting. 2" round x 1/2" thick. Replaces #437644 & #6478985. Number used varies per car. Used on all models (except convertible).

50-0097-48



Runningboard Matting


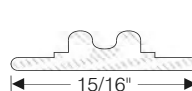


1923-25 Runningboard scuff plate mats. For 4-bolt hole scuff plates. Authentic workmanship copy of #129034 made of durable rubber. Size: 8-1/2" X 12-1/2", with eleven ribs as original. Used on 1st and 2nd Series Eights, some body styles.

30-0216-49


1934 Runningboard center strip. Fits original metal retainer. Authentic reproduction with correct detail. One pair of five (5) foot strips required per car. For Twelves only.

30-0034-49



1935-37 Runningboard matting. Fully molded right & left hand. Top quality rubber, flawless detail. Includes rubber cross molding for in front of rear fender. NO splicing or butting required. For models 120, 120B, and 120C only.

30-0214-49

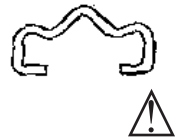


1937 Runningboard matting for Model 115C only. Made from the molded runningboard matting for the 120's (our number 30-0214-49). These mats have been precut for you to resection to the smaller 115C. This is a proven job, with a minimum of butt joints. Set includes instructions and cross wise rubber stop molding for in front of rear fender. 115C ONLY.

30-0218-49

1939-40 Trim strips, stainless steel, with retaining clips. Replaces #335322 - 27. For Super 8's with 127" wb.

30-0396-49



1939-40 Runningboard matting. Fully molded with crowned blocks. Top quality rubber, flawless detail. No splicing or butting required. Includes rubber cross-molding for in front of mat. Metal trim strips may be ordered (see our 30-0396-49). All Super Eights with 127" wheel base.

30-0428-49

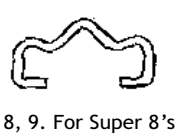


1939-40 Runningboard matting. Made from short wheel-base matting with extension pieces to make full length cover. This is a proven job, with a minimum of butting. Includes rubber cross molding for in front of mat. Metal trim strips may be ordered (see our number 30-0450-49). All Super Eights with 148" wheel-base.

30-0449-49

1939-40 Trim strips, stainless steel, with retaining clips (not sold separately). Replaces #335322, 3, 4, 5, 8, 9. For Super 8's with 148" wheel-base.

30-0450-49



Vulcanized Windshield Channel

Ready to install. Great fit. Authentic look.

Few things are more essential to a quiet weatherproof car than a quality windshield gasket. Steele Rubber Products' vulcanized windshield gaskets are the finest you can buy. With authentic fit and look, our gaskets perform as well on the Concours as they do on daily drivers. When only the best will do, go with Steele Rubber Products.

A note on reveal molding: On models that had perimeter reveal molding as an option, the description field will indicate which gasket to buy. We do not currently offer the reveal molding.



Street Rodders!
 If you are removing the divider post, please see our cross reference chart on pages 552-553.

1935-37 Replaces factory #220845. All Super 8 & 12's (exc. conv't cpe, conv't sedan, & Victoria) and Standard 8's except 120.

30-0477-50

1937 All 115C and 120's (except convertibles).

30-0361-50

1938-39 Replaces #235751.
 1938: Super 8 & 12 closed
 1939: 12 closed bodies

30-0514-50

1938-39 Replaces factory #236941.
 1938: Super 8 & Twelve Convertible coupes, sedans, & Victoria
 1939: Twelve convertibles only

70-2021-50

1938-41 Models WITHOUT reveal molding. All Junior Models.
 1938: All Junior models (incl. conv't)
 1939-40: All 6, Standard 8, & Super 8 Closed cars
 1941: All Junior Models

30-0281-50

1939-41 WITH reveal molding.
 1939: All Super 8 (exc. 2 dr touring sedan) *Will fit 1939 Club Coupe
 1940: All Std 8 & Super 8 (except Std 8 Bus cpe, conv't, sedan, & 2 dr touring sedan)
 1941: 1477, 1479, 1489, 1497, 1499 (All conv'ts)

30-0280-50

1941 All (except conv'ts., LeBaron, Darrin bodies and Clipper).

30-0357-50

1941 Model 180 4 door Sport Sedan (LeBaron) only, style 1452.

30-0364-50

1941-50
 1941-42: Clipper
 1946-50: All (except conv't.)

30-0345-50

1948-50 Convertibles.

30-0343-50

1951-52 Vulcanized windshield channel. Replaces #435754. Includes locking strip. All models (exc. conv't & 2 dr. HT).

30-0458-50

1951-54 Replaces #435178. Includes locking strip. For Convertibles & 2 dr. Hardtops only.

30-0459-50

1953-54 All models (except hardtops & convertibles). Includes lockstrip.

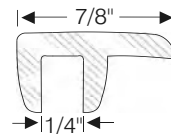
30-0462-50

1955-56 All Models.

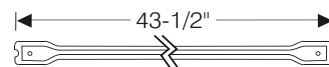
30-0270-50

Windshield Weatherstrip

1920-27 Weatherstrip, horizontally split windshields having overlapping upper half. Slot fits 1/4" glass in lower half and projecting edge meets upper half when windshield is closed, top quality. 4 ft. strip.

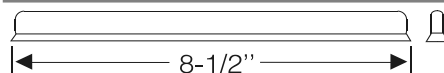


19-0006-52



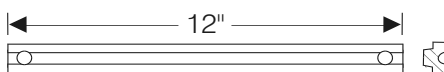
1920-28 Weatherstrip, split windshield, fully molded to include end caps for lower glass frame, especially tooled for these cars. Approximately 43" overall. Split-windshield models.

30-0073-52




1920-28 Weatherstrip, windshield side, inner frame to windshield post, upper, fits dovetail slot in swinging glass frame. Approximately 8-1/2" long. Swing-up windshield models.

30-0074-52



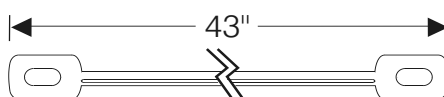
1920-28 Weatherstrip, windshield inner frame to windshield post. Approximately 11" long. Fits lower stationary half, fits slot in glass frame and bead on windshield post, molded. Top quality detail. 1st Series.

30-0075-52



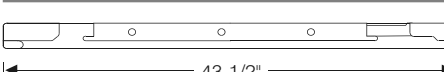
1920-28 Weatherstrip, windshield glass frame to stanchion. 17" long, to proper cross section. 3rd and 4th Series, open cars.

30-0190-52



1920-29 Mounting pad and seal, windshield frame to cowl. Replaces #121727. Approx. 42-1/2" O.A. length. Includes 2-1/2" X 3" end pads for windshield posts molded integral with center section. 1st through 4th Series: All 6 & 8 cylinder open cars (exc. conv't. coupes). 5th Series: All 6 cylinder open car (except Convertible Coupe). 6th Series: 8 cylinder models 633 & 640.

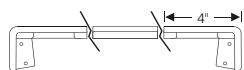
30-0072-52



1932 Seal, windshield, lower. Replaces #185770. All closed bodies.

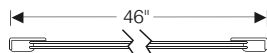
30-0206-52

Windshield Weatherstrip Continued



1932 Weatherstrip, cowl to windshield. Glass frame. Replaces #196137. 3 piece set of right and left molded ends plus center section of soft yielding rubber. Cut center section to length required according to body style, and join to ends with cement. Appears to be used on all Series 900 cars.

30-0256-52



1932-34 Pad/Seal, windshield frame, lower. 46" O.A. Some open cars.

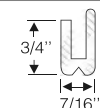
30-0083-52

1932-35 Weatherstrip for swingout windshields. Fits T-slot for windshield glass frame to seal against outer frame. Approximately 11 ft. strip. All models with swingout windshields.

70-0057-52

1934-36 Channel, for windshield frame (sash), on swingout windshields. 12 ft. strip. Some Senior Models.

30-0020-52

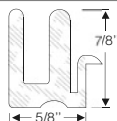


1935-40 Channel, windshield, for windows without chrome reveal molding. Some models use approximately 12 ft. per car.

70-1191-52

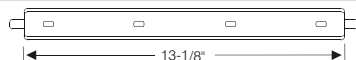
1937-39 Channel, windshield. Replaces #235751. 10 ft. strip. Some Senior Models, as required.

30-0014-52



1938-39 Gasket, windshield glass center division. Molded with screw holes and end pilots. Convertible coupes, conv't sedans, and Victoria. Replaces #236866.
1938: Super 8 and 12
1939: Twelves only

30-0104-52

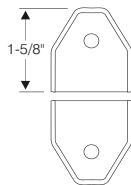


1938-39 Divider, windshield gasket. Replaces #235860. Used on all closed body senior cars.
1938: Super 8 & 12 Closed
1939: 12 Closed

30-0467-52

1938-40 Filler, windshield division channel ends, upper and lower. Replaces #235678, #241038. 2 piece set.
1938: ALL
1939: ALL Twelve; Six and 120 Convertibles
1940: Six and 120 conv'ts.

30-0105-52



1938-40 Gasket, for divided windshield centerpost. Combines inner and outer gasket in one piece as original. Some models, 17" to 20" lengths.

70-0098-52

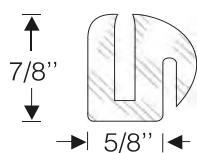


1939-41 Gasket, windshield division bar, POA # 328840. Molded inner and outer, fully detailed. Series 110 and 120.

30-0146-52

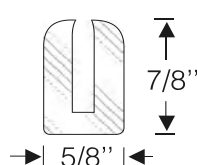
1940-41 Channel, windshield, for window without chrome reveal molding. Some models use approximately 12 ft. per car.

70-1190-52



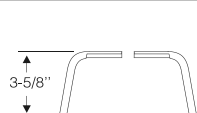
1941 Channel, windshield, for windows with chrome reveal molding. Plain channel for 1/4" glass. Most models, approximately 12 ft. per car.

70-1192-52



1955-56 Weatherstrip, windshield garnish molding on lower windshield post. Molded rubber replacement for #469222-3. All models.

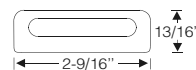
70-1535-52



Windshield Wiper Transmission

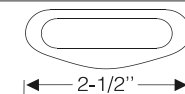
1935-37 Gasket, windshield wiper transmission mounting. Replaces #220854, all models except 120 and Six.

50-0081-53



1937 Mounting gasket, windshield wiper transmission, Styles 120C, 115C.

70-1196-53



1938-39 Gasket, windshield cleaner driver. Replaces #235826.

1938: Super 8 & Twelve
1939: Twelve

30-0224-53

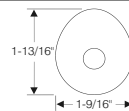


1940-41 Gasket, wiper transmission mounting, 1-3/4" X 2-1/4" O.A. size. Super 8, Custom models with Stewart-Warner electric wiper transmission.

30-0248-53

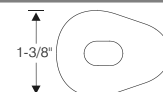
1941-42 Mounting pad, windshield wiper transmission. Replaces #359942. Series 110 and 120.

30-0199-53



1941-47 Gasket, windshield wiper transmission mounting below windshield. Replaces #376003. 2 per car.
1941-42: Clipper
1946-47: All Models

30-0362-53




Cowl Vent And Fittings

1925-29 Gasket, cowl vent. Replaces #145377. Molded labyrinth style as original. 2nd through 6th series as follows:

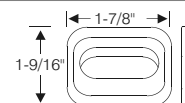
1925: Styles 255, 262 (2nd Series Eights)
1926: 3rd Series 8, closed styles
1927: 3rd Series 8, closed styles; All Ser. 433, Style 283 of Series 426 (Sixes)
1928: All 5th Series, Styles 526, 533 (Sixes); All 4th & 6th Series Eights
1929: All 4th & 6th Series Eights

30-0250-54



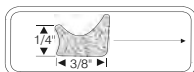
1928-29 Grommet, cowl vent drain pipe. Replaces #157898. All 6th Series 8's.

30-0373-54



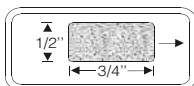
Cowl Vent And Fittings Continued

1930-31 Gasket, cowl vent. Replaces #175247. Sponge rubber, good copy of original. 37-1/2" developed length. 7th and 8th Series, all body styles.



30-0259-54

1932-34 Gasket, top cowl vent. Replaces #185938. Closed cell sponge rubber 1/2" X 3/4". Rectangular cross section. For vent cover size 5-3/4" X 14".



30-0096-54

1932-34 Gaskets, side cowl vents. Replaces #185814. 1/4" square cross section. Extra fine sponge rubber for vent cover size 4" X 8-1/2".



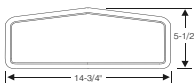
30-0097-54

1935-37 Gasket, cowl vent. Top quality sponge of correct section, cut to sufficient length for circumference of vent cover. Replaces #220726. Super 8 and Twelve.



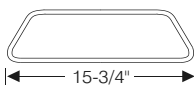
30-0172-54

1935-37 Gasket, cowl vent, original labyrinth type, not sponge. Replaces #308805. Models 120, 115C.



30-0179-54

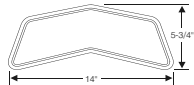
1938-39 Gasket, cowl vent. Die cut sponge with smooth curves. Excellent reproduction designed to fit in gutter and not bind when closing.



1938: Super 8 and Twelves
1939: Twelves only

30-0519-54

1938-41 Gasket, cowl vent. Replaces #325671. Perfect reproduction, high quality, original configuration, not a sponge substitute.



1938: All (except Super 8 and Twelve)
1939: All (except Twelve)
1940: All
1941: All (except Clipper)

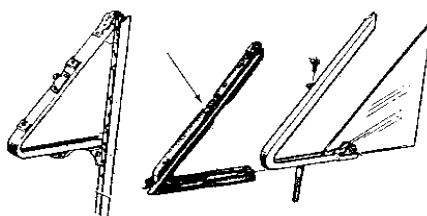
30-0050-54

1941-47 Gasket, cowl vent. Replaces #370209. Labyrinth style as original. All Clippers.



30-0262-54

Front Door Vent Window Rubber



Smell the flowers, keep out the showers.

Nothing is quite like a cooling breeze sliding in through your vent windows. Now you can confidently enjoy mother nature's A/C on warm summer afternoons while keeping out the water and road noise on her drippy spring mornings. Steele Rubber Products specializes in these often complex vent seals. You'll love the authentic look and tight fit.

1934 Front vent window rubber. Made to fit frame which originally was vulcanized to rubber. Closed cars only.

30-0162-55

1935-37
1935-36: All 120 (except convertibles)
1937: All 120 & 115C (except convertibles)

30-0053-55

1935-37 All 120 and 115C convertibles. Six piece set.

30-0098-55

1935-39 Made to fit frame which originally was vulcanized to rubber.
1935-36: 8, Sup 8, 12 Closed (not 120's)
1937-38: Super 8 & 12 Closed
1939: Twelve Closed

30-0089-55

1935-39 Main rubber seals come in 4 piece set. Division post seals sold separately.
1935-36: 8, Super 8, 12 convertibles
1937-38: Super 8, 12 convertibles
1939: 12 convertible

30-0103-55

1938-40 Front vent window rubber.
1938: 110, 120 closed
1939-40: 110, 120 & Su8 closed

30-0015-55

1938-42
1938: 6 cylinder, 120's and Standard 8 convertible
1939-40: 6 cyl., Std. 8, and Super 8 convertible
1941: All Convertibles
1942: 160 & 180 conv'ts (possibly 110 & 120 conv'ts also)

30-0018-55

1940 Derham bodied 180.

38-0007-55

1941 Super 8 and Custom Super 8 closed bodies (except LeBaron).

30-0260-55

1941 110 (Six) and 120 (Std. 8) closed models (except wagons).

30-0269-55

1941-50 (2 piece set).
1941-42: Clipper
1946-50: All closed models. Order our number 30-0346-56 division post seal separately.

30-0117-55

1948-50 Convertibles only.

30-0387-55

1951-54 Molded left and right. Correct replacement for #424622-3 and #444926-7. All hardtops and convertibles.

30-0427-55

1951-54 Replaces #424618-9. All models EXCEPT sport coupe & convertible.

30-0443-55

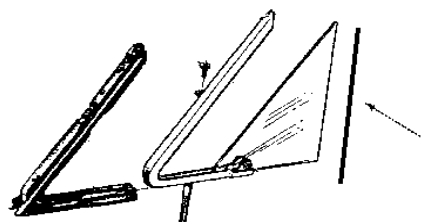
1955-56 Replaces #6484492-3. All hardtops and convertibles.

30-0531-55

1955-56 Fits all sedans

70-1510-55

Front Door Division Post Seal



1935-39 Vent window division post seals.
1935-36: 8, Super 8, 12 convertibles
1937-38: Super 8, 12 convertibles
1939: 12 convertible

30-0461-56

1938-40 Vent window division post seals.
1938: 110, 120 closed
1939-40: 110, 120 & Su8 closed

70-2094-56

1941 Weatherstrip, vent window seal on division post. Replaces #359284. Used on all NON-Clipper models.

30-0530-56

1941-50 Weatherstrip, front vent window, rear edge (on division post), right and left. Replaces #372026-7. Rubber vulcanized to steel core as original with installing tabs, exact copy.
1941-47: All Clippers
1948-50: All Series 22 & 23 (except convertible)

30-0346-56

1951-54 Front vent window division post seal. Replaces #425524. For post models only.

30-0540-56

1955-56 Seal, vent window on division post. Replaces #474352. Fits all hardtops and convertibles.

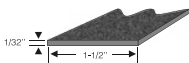
30-0532-56

1955-56 Seal, vent window on division post. Replaces #474334. For all sedans.

70-1511-56

Side Window Weatherstrip

1924-56 Filler strip, sash channel, for all applications fitting glass to sash channel not requiring weatherlip type of filler. Check your old filler strip to find thickness needed. This is the highest quality linen back, rubber cork composition for a professional job on swingout windshields, door vent windows and convertible side windows having metal frames, as well as many side or door windows on closed bodies. Please specify thickness req'd. Be sure to measure length carefully, as this item is not returnable.



70-1114-57(1/32" thick)

70-1115-57(1/16" thick)

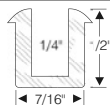
1924-56 Filler strip, sash channel. Similar in useage to our 70-1114-57 and 70-1115-57 type filler, but constructed of a rubberlike polymer designed for setting glass in a metal sash channel. This item is not returnable except for quality assurance issues. Order only by the foot.



70-2169-57(1/32" thick)

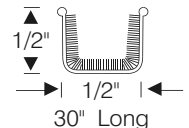
70-2170-57(1/16" thick)

1930-40 Filler, rubber, for glass channel for convertible type windows with metal frame around 1/4" glass. Most convertibles.



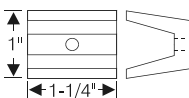
30-0154-57

1934-39 Channel, rigid run, for vent window division bar. Chrome beaded edge, mohair lined steel channel to proper dimensions for window side of wing window frame. 30" long per side. All (exc. 120 & Six).



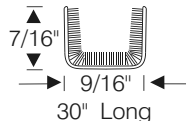
30-0180-57

1935-36 Bumper, side window cushion. Replaces #227887. Used on all Senior model (Eight, Super8, Twelve) convertibles.



30-0525-57

1935-41 Channel, rigid run, for division bar opposite vent windows. 30" long, unbeaded, steel core, plush lined, cloth covered, channel size 9/16" outside width X 7/16" outside height. All 120 & Six Models.



30-0245-57

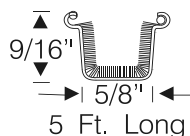
1935-50 Channel, flexible window run, unbeaded, 5/8" wide, cloth covered mohair lined type, for sides and top of side windows. High quality, perfect copy. Applications with vent window use a 5 ft. strip. Applications without vent window use a 6 ft. strip. Please specify which size when ordering. Models without metal frames.



70-1107-57(5 ft.)

70-1108-57(6 ft.)

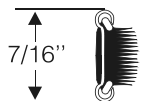
1935-50 Window run channel, stainless beaded edge. Cloth covered, mohair lined FLEXIBLE metal channel for sides and top of door window. Perfect dimensions, 5/8" wide X 9/16" overall height, exact replacement. Most closed models. Specify which length desired.



70-1238-58(5 ft.)

70-1239-58(6 ft.)

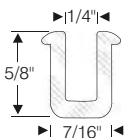
1935-54 Weatherstrip, door window inner and outer, front and rear doors. 7/16" wide X 36", with chrome bead, mohair faced, flexible. Trim length where necessary. Two 3 ft. strips. Most Models.



(2) 3 Ft. Strips

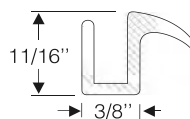
70-0555-58.

1936-50 Seal, door window frame, upper and rear. Used on some open models with metal frame around glass. Copied from a '41 conv't, and may fit others during this era. Compare with our number 30-0154-57.



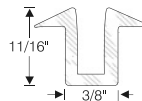
30-0507-57

1936-50 Channel pad, window carrier, incorporating weatherstrip. Used for some side window lower channel.



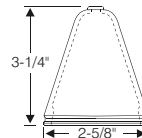
70-0075-57

1936-50 Weatherstrip, side window, double-lip seal type, used as filler for 1/4" glass in metal carrier channel.



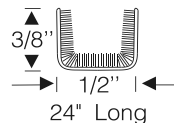
70-0241-57

1941-42 Boot, hydraulic window lifting cylinder, front and rear. Replaces #382500. 180's with hydraulic window lifts.



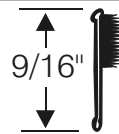
30-0274-57

1941-50 Channel, rigid run, for division bar, unbeaded, plush lined, cloth covered, 24" long, channel size 1/2" outside width X 3/8" outside height. All except Senior Models.



30-0023-57

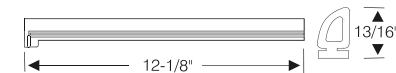
1941-50 Weatherstrip, side window, inner and outer at beltline, for models not using chrome beaded edge channel. Made in 3 ft. lengths, long enough for any door.



1941-42: Clipper (possibly others)

1946-50: ALL

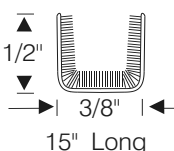
30-0244-57



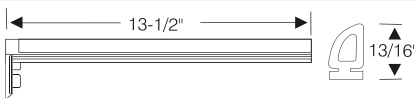
1948-50 Weatherstrip, quarter window leading edge. Correct design replaces #385258-9. Convertibles only.

30-0475-57

1948-56 Run channel, front door window, lock side below beltline. Replaces #432745. Unbeaded, rigid, cloth covered steel channel, 3/8" wide by 1/2" high. Each strip approximately 15" long. Fits most Clipper and Packard hardtops and convertibles.



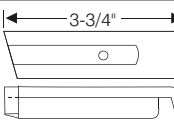
30-0302-57



1951-55 Weatherstrip, rear quarter window leading edge against door glass frame, right and left. Replaces #457046-7, 432478-9. Hardtops & Convertibles.

30-0388-57

1953-54 Weatherstrip windwing lower front corner, right and left. Replaces #448592 and #448593.

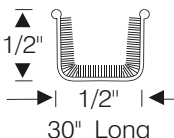


1953: 2nd type conv't & H.T.

1954: Convertible & H.T.

30-0418-57

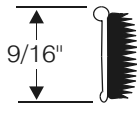
1955-56 Channel, window run, front door window on rear side of vent window post, above and below beltline. Replaces #474345. Stainless beaded, mohair lined, rigid steel channel, 1/2" X 1/2" outside dimension. Each strip is 30" long. All models.



30-0180-57

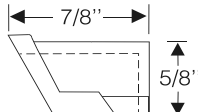
Side Window Weatherstrip, Cont.

1955-56 Weather-strip (dust seal), front door window beltline, inner. Replaces #466634-35. Stainless beaded edge, mohair faced, (2) 3 Ft. Strips 9/16" wide, flexible, right and left. Each strip is 36" long. All models.



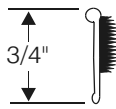
30-0300-58

1955-56 Bumper, upper division post. Molded rubber part with a brass core, replaces #469202-3. For all hardtops and convertibles.



70-1443-62

1955-57 Weather-strip (dust seal), side window beltline, outer. Replaces #466638-39. Stainless beaded edge, mohair faced, (2) 3 Ft. Strips 3/4" wide, flexible, right and left. Each strip is 36" long.



1955-56: All Clipper & Packard hardtops & conv't.
1957: All Clipper & Packard HT & conv't.; Plymouth Belvedere 4dr. HT

30-0301-57

Convertible Roof Rail Weatherstrip

1926-56 Tape, bowdrill cloth, pressure sensitive, for covering convertible side window weatherstrip. Water and sunproof. Available in black or tan, and in 2-1/2" or 5" widths. 5 ft. long.




70-1172-65(Black 2-1/2")

70-1173-65(Tan 2-1/2")

70-1175-65(Black 5")

70-1176-65(Tan 5")

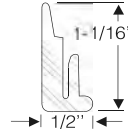
1930-39 Weather-strip, convertible side window, fits aluminum retainer channel. 15 ft. strip.



1930-34: Most Detrich models
1932-39: Senior Convertibles

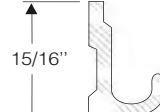
14-0001-80

1932-35 Weather-strip, side window, rubber only. Fits in metal retainer as shown. Convertibles.



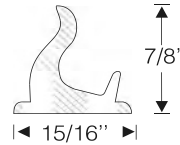
30-0035-65

1932-39 Weather-strip, convertible top to side windows, rubber only, 15/16" X 5/8". Sold in 12 ft. strip only. (See our number 70-1177-65 for velvet adhesive covering). Some Senior convertibles.



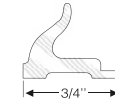
40-0095-65

1934-48 Weather-strip, side window. Base 15/16" wide but easily trims to more narrow channel if necessary. Rubber only. For convertibles with wider channel.



70-0251-65

1936-41 Weather-strip, side window. Fits metal channel. Rubber only. 12 ft. strip. Convertibles.



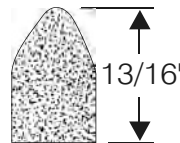
30-0031-65

1936-48 Weather-strip, side roof rail, fits into metal channel retainer. See numbers 70-1172-65 and 70-1173-65 for cloth covering. 12 ft. strip. 7/8" wide. Convertibles.



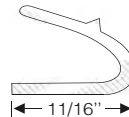
70-1171-65

1948-50 Weather-strip, windshield header to front bow, at rear. Correct design extrusion cut 55-1/2" long. Replaces #385359. Used on all convertibles.



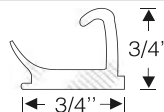
30-0503-65

1948-50 Weather-strip, front bow to windshield header. Replaces #396130. 5 foot long extrusion, some end trimming required to fit end corners.



40-0418-65

1948-50 Weather-strip, side window, dimensions as shown in sketch. Many convertibles as required. Made in 12 ft. lengths. Shorter lengths may be purchased but are not returnable.

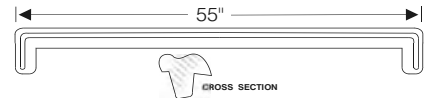


70-0155-65

1951-54 Weather-strip, windshield stanchion, on upper body pillar. Replaces #432664-5. Correct extrusion cut 17". See below for rest of set. See our number 70-1178-65 for cloth covering. Fits hardtops and convertibles.



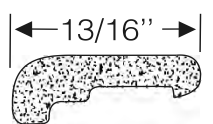
30-0431-65



1951-54 Weatherstrip, windshield header to conv't top, at rear. Excellent molded reproduction of #435114. Used on all conv'ts.

30-0433-65

1951-54 Weather-strip, windshield header to front bow. Replaces #432755. Five foot long extrusion. For all convertibles.



70-1298-64



1951-56 Weatherstrip, roof rail set, fits into metal retainer channels. 6 piece set for Right and Left side. For cloth covering see our number 70-1178-65. For windshield stanchion pieces see our number 30-0431-65 (1951-54) or our number 30-0417-73 (1955-56). All convertibles.

30-0377-65



1955-56 Weatherstrip, front bow header strip. All convertibles.

30-0444-65

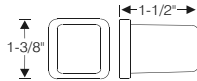
Gift Certificates

Steele offers gift certificates, in a variety of amounts, for the "hard-to-buy-for" car enthusiast in your life.

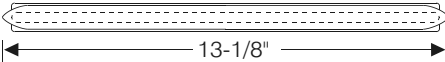
ask your Steele customer service representative for information

Convertible, Misc. Other Parts

1923-28 Rest pads, folding top on rear deck, right and left. Roadsters.



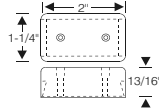
30-0202-67



1923-29 Liner, folding top bow rest, flexible high grade rubber to snap into original folding top cradle. Good copy. 13\" long.

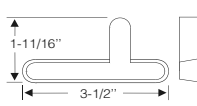
30-0257-65

1928-30 Pads, detachable center post, bottom, 7/8\" X 1-1/4\" X 2\". Convertible Sedans.



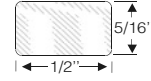
30-0108-67

1930-31 Pads, rubber, folding top swinging arms, right and left, dovetail cross section. As required.



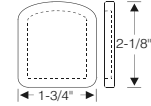
30-0065-67

1930-31 Pad, rubber, folding top, front frame to windshield, 5/16\" X 1/2\" rectangular section, 50\" long. Most Convertibles.



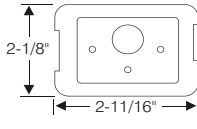
30-0066-67

1934 Pads, for removable posts, upper and lower. Set of 4. Convertible Sedans.

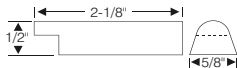


30-0191-67

1935-36 Pad, detachable center post, convertible Sedans. Right and Left hand. Replaces #227753.



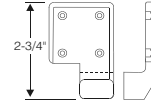
30-0408-67



1935-36 Bumper, convertible top side roof rail, center. 2 per car. Replaces #227965. Standard 8, Super 8 & 12. Convertible Sedans.

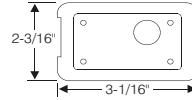
30-0409-67

1937-39 Pads, convertible top folding pillar (top main bow hinge), right and left, with steel core. Replaces #236024-5. Super 8 and 12, styles 1063, 73; 1143, 53; 1253, Convertible Sedans.



30-0287-67

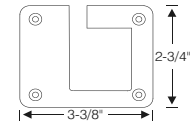
1937-39 Pad, convertible top removable center pillar. Excellent reproduction of #236166-7.



Fully molded. Convertible Sedans only.
1937-38: Super 8 & Twelve
1939: Twelve

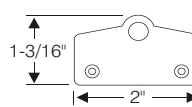
30-0432-67

1938-39 Pads, lower, top removable center pillar, right and left. Replaces #236132-3. Steel core. Super 8 style 1143, Twelve style 1153, 1253 (convertible sedan).



30-0286-67

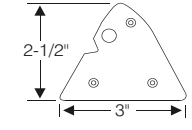
1938-40 Pad, convertible top center latch. Excellent workmanship with metal insert like original #241420.



1938-39: Conv't cpe & sedan (except 12)
1940: Conv't sedan only

30-0422-67

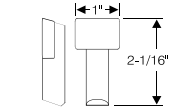
1938-40 Pad, convertible top r & l latches. Excellent workmanship with metal insert like original #241421-2.



1938-39: Conv't cpe & sedan (except 12)
1940: Conv't sedan only

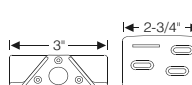
30-0423-67

1938-40 Bumper, convertible top pillar. Fully molded out of rubber, replaces original factory #327230 perfectly. Used on all 2 door convertible coupes.



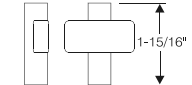
70-2155-67

1938-41 Pad set, detachable center post, folding top upper and lower, right and left. Replaces #328698-9, #328702-3. Steel cores as original. 4 piece set. Convertible Sedans only, (early 1938 may be slightly different).



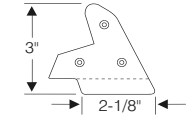
30-0261-67

1938-41 Bumper, conv't top pillar. For all conv't sedans.



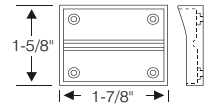
70-1844-67

1941 Pad, convertible top to windshield post. Molded left and right hand with metal core just like original #363658 - 9. All non-Darrin 19th series convertible coupes and sedans.



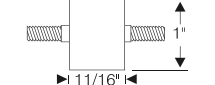
30-0440-67

1941 Pad, convertible top to lock pillar. Molded left and right hand with metal core just like original. All non-Darrin 19th series convertible coupes.



30-0441-67

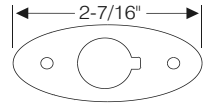
1948-54 Cushion mount, hydraulic pump. Replaces #410154.



70-1610-67 \$9.70/ea.

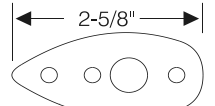
Door Handle & Lock

1935-37 Pad, outside door handle escutcheon. Replaces #314429. Series 120 and 115.



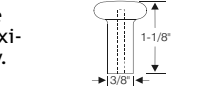
30-0235-71

1937 Pads, door handle escutcheon plate, front and rear doors. Replaces #235434. Super 8 and 12.



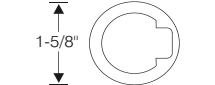
30-0242-71

1937-54 Knob, inside door lock control, flexible rubber, black only. Closed body styles.



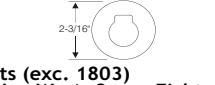
30-0251-71

1938-39 Gasket, door lock handle escutcheon, front and rear doors. Replaces #327342. 2 or 4 required per car.
1938: All models
1939: Six and 120's



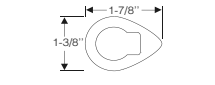
30-0389-71

1939-41 Gaskets, door lock handle. Replaces #337638.
1939-40: Super Eights (exc. 1803)
1941: 120 (exc. Station Wag); Super Eight (exc. 1905, 6)



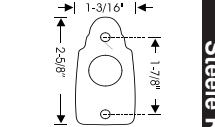
30-0278-71

1940-41 Pads, door handle escutcheon. Replaces #349128.
1940: All Sixes and Eights (1800, 1801, 1801A); Super Eight (1803 only)
1941: All Sixes (except Taxicab, Station Wagon and Deluxe)



30-0022-71

1941-47 Gasket, outside door handle. Precision die cut from 1/32\" rubber to fit original factory handles. Replaces #372576. Works on both two and four door \"Clipper\" body style cars. Order two pair for four door cars.



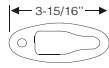
70-2230-69

Door Handle & Lock Continued

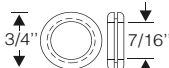
1948-50 Gasket, outside door handle. Replaces #401444.

1948-49: 22nd Series handles with two screws
1949-50: Series 23 all

30-0535-69



1954-56 Grommet, door lock button. Replaces #457741.

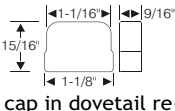


1954: 8 Pass. & Patrician sedans
1955-56: All sedans w/rear button locks

30-0533-69

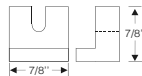
Door Bumpers

1923-32 Bumper, door dovetail. Replaces #119226. Goes in door opening, 2 door, under steel cap in dovetail receiver. All 6 and 8 cylinder (except 1932 Model 900).



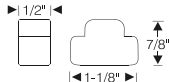
30-0350-71

1924-28 Bumper, door side, slotted block type, close copy of #111671. Used 2 per golf door and 4-8 per car on open model doors.



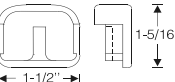
30-0064-71

1927-29 Wedge pads, door aligning. Some models as required.



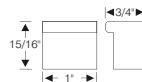
70-1821-71

1927-31 Pad, door jamb (door side bumper). Replaces Atwood #108207 or #108209 on some body styles.



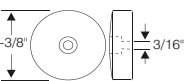
70-1156-71

1928-30 Bumper, door side. Excellent copy of original, for Convertibles.



30-0107-71

1930 Door bumper, round, rubber with steel insert, (called door anti-rattle). Replaces #181020. 2 per door on all closed body styles, 1 per door on convertible Sedan. 8th Series only; not used on convertible coupe or side curtain styles.



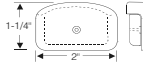
34-0342-71

1930-31 Pad, door jamb. Replaces #175426-28. Usually requires 2 per door. All models (except Phaetons).



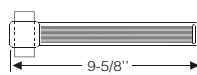
30-0312-71

1930-37 Bumper, door side, Atwood #185601-02. 1-1/4" X 2". Various models as required.



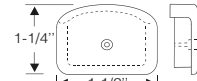
30-0002-71

1930-39 Strap, door check, T-type, special heavy duty construction of rubber with multiple ply webbing, full length as original, 1/8" X 7/8" steel crossbar molded in. Long enough for any application. All (except 120 and 6 cylinder).



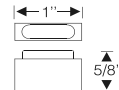
40-0535-70

1930-41 Pad, door jamb, Atwood #175426-7-8. Some models as required.



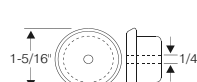
30-0021-71

1932 Wedge pads, door aligning. Fits 902 models, Touring, Phaeton, Sports Phaeton Only.



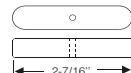
70-0051-71

1932-33 Bumper, door, rubber, round style, screw retained. 1-5/16" diameter. Some styles as required.



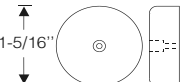
30-0152-71

1932-36 Bumper, door side, upper. Replaces #204535. Oblong type, perfect copy of original. Closed models.



30-0052-71

1932-39 Pad, for door. Circular shape, 1-1/4" diameter. Replaces #199167. Atwood #185602. Some models as required.



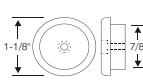
30-0032-71

1933-40 Bumper, door center post, upper, fits 1/4" hole, 5/16" thick, self-retaining. Most closed bodies, as required.



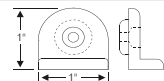
33-0136-42

1935-36 Door jamb pad (door side bumper). Round, with steel core, screw held. Replaces #227888. All open models (except 120).



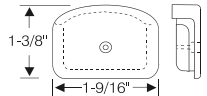
30-0413-71

1935-36 Bumper, rear door. 2 used per car. Replaces #227886. Correct design with proper clearance for screw hole. For 8's (except 120), Super 8's, and 12's: conv't sedan, phaeton, and touring sedans.



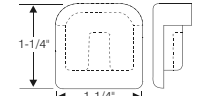
30-0429-71

1935-37 Pad, door jamb (Atwood type), 1-5/8" long. Model 120 open cars.



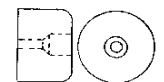
30-0128-71

1936 Bumper, door, rubber only. Atwood style. 5/8" X 1-1/4" X 1-5/16" O.A., held in place from the back by metal clips. Some 120 convertibles.



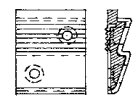
30-0268-71

1936 Bumper, rear door bottom. Some open models as required.



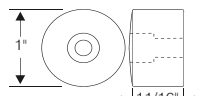
34-0454-71

1936-39 Striker, door lock, front or rear as specified, rebuild service only. Send old complete striker and allow 3 weeks. Replaces #337621. FRONT DOOR MODELS: 994, 5, 7, 8, 9; 1087, 9, 97, 9, 1189, 97, 9; 1277, 9, 89, 97, 9 REAR DOOR MODELS: 997, 1087, 97, 1197, 1297



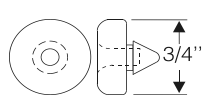
30-0398-71

1938-42 Bumper assembly, front door hinge, upper, stop. Replaces #327265. 2 per car, steel core as original. All Models (exc. Clipper).



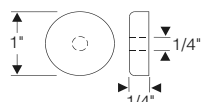
34-0305-71

1941-50 Bumper, door upper center post. Replaces #372652. Perfect copy of original. 1941-42: Clipper 1946-50: All



33-0109-71

1941-50 Bumper, front and rear body hinge pillar, 1" diameter X 1/4" thick, held by screw, steel core. 1941-42: Clipper 1946-50: All



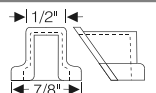
34-0025-42

1948-50 Support, door garnish molding. Replaces #396263. Up to 20 required per car. Used on all 22nd and 23rd Series convertibles.



30-0435-71

1953-54 Bumper, upper division post for hardtops and convertibles.



70-1611-62



Door Weatherstrip Kits

Steele is better. It's an open and shut case.

No other piece of weatherstrip on your car is asked to do more or take a greater beating than the door weatherstrip. These strips need to be correct and durable. If you want your doors to open easily, close tightly, and seal firmly for years to come, you need Steele Rubber Products weatherstrip.



1946-47 Weatherstrip, front door kit. Includes sufficient weatherstrip for door perimeter and hinge pillar (our number 30-0351-73). For front doors of sedans only.

90-0144-72

1948-50 Weatherstrip, rear door kit. Includes sufficient weatherstrip for door perimeter and hinge pillar (our number 30-0473-73). All 4 door sedans.

90-0121-72

1948-50 Weatherstrip, front door kit. Includes sufficient weatherstrip for door perimeter and hinge pillar (our number 30-0186-73). For front doors of all models.

90-0135-72

1951-54 Weatherstrip, front door kit. Includes weatherstrip for door perimeter and hinge pillar. Set includes our numbers 30-0497-73, 30-0327-73, 30-0431-65, and 12 feet of 70-0219-73. Hardtops and Convertibles only.

90-0125-72

1951-54 Weatherstrip, front door kit. Includes weatherstrip for door perimeter and hinge pillars. Set includes our numbers 30-0466-73 and 24 feet of 70-0219-73. For the front doors of 2 door or 4 door post model sedans.

90-0148-72

1951-56 Weatherstrip, rear door kit. Includes weatherstrip for door perimeter and hinge pillars. Set includes our numbers 30-0496-73 and 24 feet of 70-0219-73. For the rear doors of 4 door post model sedans only.

90-0147-72

1955-56 Weatherstrip, front door kit. Includes weatherstrip for door perimeter and hinge pillar. Set includes our numbers 30-0326-73, 30-0417-73, 30-0468-73, 30-0327-73 and 12 feet of 70-0219-73. Hardtops & Convertibles only.

90-0126-72

1955-56 Weatherstrip, front door kit. Includes weatherstrip for door perimeter and hinge pillars. Set includes our numbers 30-0504-73, 30-0326-73, and 30-0417-73. For the front doors of 2 door or 4 door post model sedans.

90-0146-72

Door Opening Weatherstrip

1928-34 Weatherstrip, short T-rubber, 7/16" high, for some door tops. Closed bodies.



19-0023-73

1932-34 Weatherstrip, door. Specially made, rubber only, fits metal track. Some Dietrich closed bodies, possibly others.



30-0147-73

1937 Weatherstrip, door, hollow bulb seal construction to replace composite sponge and solid rubber. #314510 and #314511. Same configuration as original, same action and appearance. Retained by metal clips (not included, see our number 70-0391-73). Each 14 ft. strip does one door. Models 115C, 120C, & 138CD.



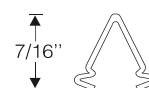
30-0085-73

1937 Weatherstrip, door, type retained by metal tack strip. A soft rubber replacement for composite sponge and solid original. Perfect fit, top quality resilient rubber. Senior Series.



30-0139-73

1937-38 Clip, door bottom weatherstrip retaining, for our numbers 30-0051-73 and 30-0085-73 lower door weatherstrip, to fit 1/4" holes. As required. Doors usually require one clip per every 6". Estimate needs accordingly.



70-0391-73

1938-39 Weatherstrip, door edge. Replaces #337660. Retained by metal clips. (For clips, see our number 70-0391-73). 12-1/2 ft. per strip. All Six and Eight. Strip does one door.



30-0051-73

1938-39 Weatherstrip, door, front & rear. Hollow bulb seal construction in place of composite sponge and solid rubber. Held in by clips, (not included). For clips, see our number 70-0303-73. Excellent action and appearance. 12 ft. strip. Strip does one door. Supr 8's & 12's except convertibles. See below for factory replacement numbers.



FRONT DOOR #241283 - 19" #241284 - 98"
 REAR DOOR
 #241283 - 19"
 #241285 - 86"
 #241286 - 22"
 #241287 - 26"
 #241288 - 34"

30-0084-73

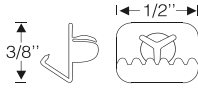


Order Toll Free: 800-472-2573
 Discover-MasterCard-Visa

To view parts or illustrations, please visit our website.
www.packardparts.com
 Info: 1-317-736-6233 • Fax: 1-317-736-6235

Door Opening Weatherstrip, Cont.

1938-39 Metal clip for attaching door edge weatherstrip number 30-0084-73. For 1/4" holes. Doors usually require 1 clip per every 6". Estimate needs accordingly. Replaces #314936.



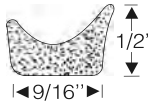
70-0303-73

1940-42 Weatherstrip, door edge, bull nose style as original, top quality. All except Clipper.

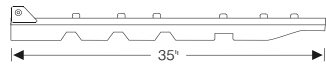


30-0243-73

1941-50 Weatherstrip, door edge, superior quality sponge, many models including Clipper. Please measure doors for required length.



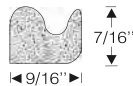
70-0331-73



1946-47 Weatherstrip, front door hinge pillar. Replaces #385082-3, right and left, all original features (except made without steel core). Ultra soft neoprene. All models.

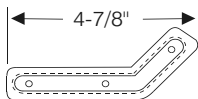
30-0351-73

1946-50 Weatherstrip, door edge, sponge with smooth rubber skin over working surface. Exact original profile for these years. Most models. Please measure doors for required length. (For sedans this part is included in our numbers 90-0120-72 and 90-0121-72).



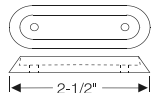
70-0390-73

1948-49 Weatherstrip, right and left hinge side on front door, convertible styles only. Replaces #396056-7. Series 2259, 79.



30-0381-73

1948-49 Weatherstrip, front door, lock side on body pillar. Replaces #405872. Convertible styles only. 2 per car. Series 2259, 79.

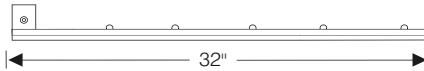


30-0382-73



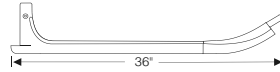
1948-50 Weatherstrip, front door to fender (hinge pillar). Replaces #391442-3. Soft, solid rubber construction with tabs for all screws, but without metal core. Right and Left, each 36" long. 22nd and 23rd Series.

30-0186-73



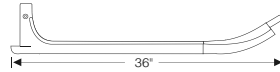
1948-50 Weatherstrip, rear door hinge on center pillar. Replaces #391602-3. Used on all 4 door sedans.

30-0473-73



1951-54 Weatherstrip, front door hinge pillar. Replaces #424650-1. Used on all models (except hardtop & convertible).

30-0466-73



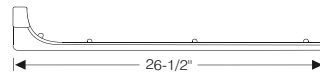
1951-54 Weatherstrip, lower door hinge pillar. Attaches to body on hinge pillar. Molded without metal core. Replaces #435346-7. Used on all hardtops and convertibles.

30-0497-73

1951-55 Weatherstrip, door edge, constant section on some models. 11/16" x 13/16" cross-section, high grade, fine grain sponge rubber.



70-0491-73



1951-56 Weatherstrip, rear door hinge pillar. Attaches to body on hinge pillar. Molded without metal core. Replaces #425778-9. Used on all 4 door sedans.

30-0496-73

1951-56 Weatherstrip, door edge, constant section on some models. 5/8" X 5/8" cross-section, high grade, fine grain sponge rubber.



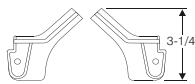
70-0219-73

1951-56 Weatherstrip, door edge. Used on some models part way around door. Top quality rubber, matches original.

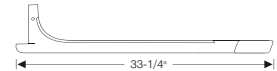


70-0491-73

1952-56 Weatherstrip, front door, right and left, lockside on door upper corner. Replaces #437880-1. Designed to attach to our number 70-0219-73 weatherstrip.
1952: Styles 2577, 79 (2nd type w/o metal insert)
1953: Styles 2677, 78, 79
1954: Styles 5467, 77, 78, 79
1955: Styles 5547, 67, 87, 88
1956: Styles 5647, 67, 77A, 87, 97, 99



30-0327-73



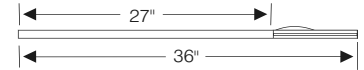
1955-56 Weatherstrip, front doors, right and left, on hinge pillar below beltline. Replaces #461614-5. This is a vertical weatherstrip mounted on the body. All Models.

30-0326-73

1955-56 Weatherstrip, hinge pillar upper, right and left. Replaces #475244-45. ALL.



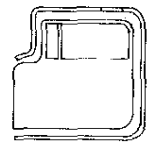
30-0417-73



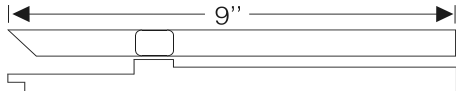
1955-56 Weatherstrip, door hinge pillar. Molded rubber ends attached to sponge rubber extrusion replacement for #4617720-1. Used on all Hardtops & Convertibles.

30-0468-73

1955-56 Weatherstrip, front door. Molded cross section transitions. Replaces #432056-7 & 4661292-3. Used on all 4 door sedans.



30-0504-73



1956 Weatherstrip, hardtop roof rail, auxiliary. Replaces #6501356&7 which is a factory service department fix designed to reduce wind noise on 56th series hardtops. May also work on 1955 models(?).

70-2012-68

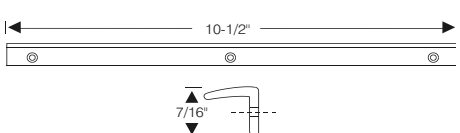
Rear Door Vent Division Bar



1941-50 Weatherstrip, rear vent window, front edge (on division post) right and left. Replaces #372036-7. Rubber vulcanized to steel core as original with installing tabs, exact copy.

1941-47: All Clippers
1948-50: All Series 22 & 23

30-0347-74



1951-56 Division post seal, rear door vent window. Replaces #424608. For all four door sedans.

30-0541-74

Rear Door Vent Window Rubber



1941-50 Rear door vent window rubber. Order our number 30-0347-74 division post seal separately.
 1941-42: Clipper
 1946-50: All models.

30-0118-74

1951-56 Weatherstrip, rear door vent. Top quality replacement for #424620-1. Used for all 4 door models. Order our number 30-0541-74 division post seal separately.

30-0481-74

Fixed Quarter Window Channel



1935-37 Rear quarter vent window. All Junior model sedans and 4 door Touring sedans (except 138CD).

30-0017-77

1935-39 Rear quarter vent window. 7 passenger Touring Sedans and Limos only. 12's and 8's (except 120).

30-0333-77

1938-40 Rear quarter vent window. Full swing type.

1938: Styles 1172, 82, 85, 88, 92, 95, 98
 1939: Styles 1272, 75, 82, 85, 88, 92, 95, 98
 1940: Styles 1375, 78, 85, 88, 95, 98

30-0016-77

1940 Rear quarter vent window. 5 passenger Touring Sedan, Styles 1342, 62, 72, 82, 92. Does not fit 7 pass. Sed. or Limo. Full swing type.

30-0187-77

1941 Rear quarter vent window. All (except 7 pass. Sedan). Full Swing Type.

30-0249-77

1946-49 Weatherstrip, rear quarter vent window. 21st and 22nd series 7 passenger sedans and limos only.

30-0493-77

Vulcanized Back Window Channel



Look good coming AND going.

Are you going to leave what is frequently the largest exposed piece of rubber on your car to just anybody? If you want top notch fit and performance along with blue ribbon looks, only Steele Rubber Products can meet your needs. Put the tight, reliable seal and lasting good looks of a Steele back window channel on your car.

A note on reveal molding: On models that had perimeter reveal molding as a option, the description field will indicate which gasket to buy. We do not currently offer the reveal molding.

1932-33 Weatherstrip, rear window vulcanized. Replaces #196085.

1932: 900 cpe sedan & sedan (553 & 563)

1933: 1000 cpe sedan & sedan (602 & 603)

30-0513-81.

1932-34 Channel, back window. Vulcanized one piece with perfectly molded corners. Replaces #185346 & 214655.

1932: TWELVES - 573, 74, 75, 76, 77

1933: EIGHTS - 613, 14, 15, 16, 17, 53, 54, 55, 56, 57, 73 TWELVES - 5633A, 633, 34, 35,

36, 37

1934: EIGHTS - 703, 13, 14, 15, 16, 17, 53, 54, 55, 56, 57, 73 TWELVES - 733, 34, 35, 36, 37

30-0392-81.

1935-37 Vulcanized rear window channel. Replaces #310704.

1935-36: 120 Closed bodies

1937: 115, 120, & 138 Closed

30-0522-81

1937-39 Vulcanized rear window channel. Replaces factory #229808. 15th, 16th, 17th series Super 8 & 12 Touring Sedans, Club Sedans, & 5-passenger coupe.

30-0479-81

1938-40 Channel, back window. Replaces #318773, #342263. Vulcanized in 2 rings for perfect fit. Models WITHOUT reveal molding.

1938-39: All 6 & 120 (exc. conv't)

1940: All 6 & 120 (except Deluxe 4 door Club Sed., Club Coupe, and Touring Sedans)

30-0289-81

1940 Channel back window, vulcanized for perfect fit. Replaces #342193. Models WITH chrome reveal molding. All Super 8 (exc. 4 dr. formal Sedan & Conv't). All 120 (exc. 2 dr. Touring Sedan, Business Coupe, & Conv't).

30-0368-81

Tools

See the "Information Section" of this catalog for great tools to help your next project.



Vulcanized Back Window Channel, Continued

1941 Channel, back window, vulcanized in one piece for ease of installation and good appearance. Models WITH reveal molding. Deluxe 6 (exc. conv't), Standard 8 (exc. conv't), Super 8 (exc. conv't) & Super 8 Custom (exc. Darrin bodies & 1432 Formal Sedan).

30-0358-81

1941 Channel, back window, vulcanized on one piece for ease of installation and good appearance. Models WITHOUT reveal molding. Styles 1482, 84, 85, 88. (See our number 30-0358-81 for additional styles).

30-0359-81

1941-49 Vulcanized rear window weatherstrip. Top quality replacement of factory #369335.
1941: Clipper only
1942: Clipper bodied 4 door
1946-47: All 4 door sedan, Limo, Taxi
1948-49: All 22nd Series 4 door sedan, Limo, Taxi

30-0488-81

1942-50 Vulcanized rear window weatherstrip. Top quality replacement of factory #374223.

1942: Clipper bodied 2 door sedan & business coupe
1946-50: All 2 door sedans (club coupes)

30-0485-81

1949-50 Vulcanized rear window weatherstrip. Top quality original pattern channel with molded lower corners. Replaces #417028. 23rd Series only. Models: 2352, 62, 72, 82, 92. All Sedans (except Club Sedans and Station Sedans).

30-0141-81

1951 Vulcanized rear window channel. Replaces #432676. Fits 2462, 65, 92, 95, 98 (all 200 series).

70-1818-81

1951-53 Vulcanized rear window channel. Models 2467, 2577, & 2677 (Hardtop Coupes with three (3) windows).

30-0465-81

1952-53 Vulcanized rear window weatherstrip. Top quality replacement of factory #453753.

1952: 300 and 400 sedan
1953: 300 and 400 6 pass sedan

30-0487-81

1953-56 Vulcanized rear window channel w/lockstrip.
1953: Styles 2650, 51, 62, 65, 92, 95, 97
1954: Styles 5450, 51, 62, 65, 82, 85, 92, 95, 97
1955: Styles 5522, 42, 62
1956: Style 5622

30-0463-81

1954-55 Weatherstrip, vulcanized rear window. Replaces #454637.

1954: Super Clipper Panama, Pacific HT
1955: Super Clipper Panama, Custom Clipper Constellation, Four Hundred

30-0505-81

1954-55 Vulcanized rear window gasket. Replaces #454636. Used on all Patrician & Cavalier models.

30-0529-81

1956 Weatherstrip, vulcanized rear window. Replaces #6478501. Patrician only.

30-0506-81

1956 Weatherstrip, rear window vulcanized. Replaces #6478576. Used on Clipper and Executive Hardtops only.

30-0511-81

1956 Gasket, vulcanized rear window. Replaces #6478500. Styles 5687 and 5697 (Caribbean and 400 hardtops).

70-1682-81

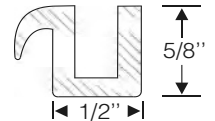
Back Window Weatherstrip

1930-32 Setting channel, back window, plain style used on most fixed back windows. 7-1/2 ft. strip.



70-0084-77

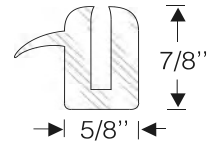
1935-37 Channel, back window. Replaces #310704. Special form channel unique to these cars has been made in limited quantity to get exact fit and appearance. Top quality material. 7 ft. strip.



1935-36: Closed 120 models
1937: Closed 120 & 115C Models

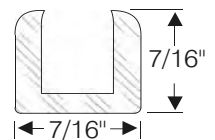
30-0086-83

1935-40 Channel. Windshield uses 12 feet, back window uses 8 feet and fixed quarter window uses 4 feet. Frequently used on many makes these years, compare sketch with your original.



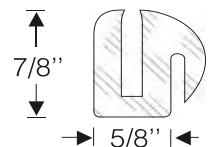
70-1191-52

1936-40 Channel, back window. Extra light, plain channel for 1/4" glass. 3/32" thick wall. Please measure carefully, this item is not returnable. Some models, as required.



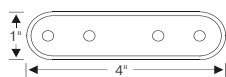
30-0044-77

1940-41 Channel, back window and possibly some fixed quarter windows. Models WITHOUT reveal molding. 8 ft. strip for back/rear window, & 4 ft. strip for quarter. Please specify length when ordering. Some models.



70-1190-52

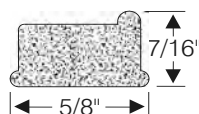
Misc. Decklid Fittings



1935-36 Pads, trunk lid hasp (clamp) mounting. Fine beaded edge, perfect copy. These are not hinge pads. 4 piece set. Some 120 Sedans.

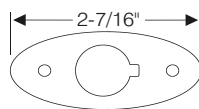
30-0182-87

1935-37 Weather-strip, rear compartment opening, front section in body channel, sponge rubber. Fits Models 120, 120B, 120C, 115C, 138CD.



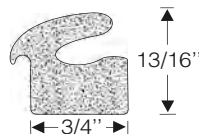
30-0144-87

1935-37 Pad, outside trunk escutcheon. Replaces #314429. Models 120 and 115.



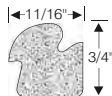
30-0235-71

1935-42 Weather-strip, decklid, on body, for 5/8" to 3/4" wide gutter. Superior, durable, fine grain black sponge. Compare with original. Measure gutter width for correct weatherstrip. Some models (see also our number 30-0356-85).



50-0161-85

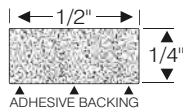
1936-56 Weather-strip, decklid on body for 5/8" wide gutter.



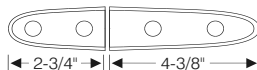
1936-49: Some Models
1950-56: All Models

30-0356-85

1937-39 Weather-strip set, golf bag compartment doors. Replaces #224705. Set for 2 doors. Super 8 and Twelve. 2 and 4 passenger coupes (except 120).



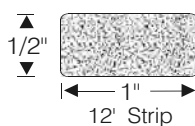
30-0164-87



1937-39 Pads, decklid hinge. Replaces #312586-7. 4 piece set. Not used on 1938's.
1937: All models (incl. Juniors) w/ exposed hinges
1939: Super 8 & 12 with exposed trunk hinges


30-0200-87

1937-39 Weather-strip, decklid, on lid, 1/2" X 1". 12 ft. strip. Super 8 and 12 as required. See our part #30-0308-87 for gutter weather-strip.

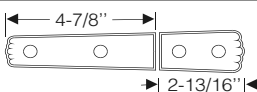


30-0307-87

1937-39 Weather-strip, decklid, on gutter of body, used across bottom of decklid opening only. 1/4" X 1", 4 ft. strip. Super 8 and Twelves as required. See our part #30-0307-87 for lid weatherstrip.



30-0308-87



1938 Pads, trunk lid hinge mounting. Replaces #234858-9. 4 piece set. Twelve, all styles (except coupes and Victorias).

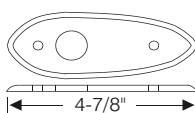
30-0012-87

1939-42 Seal, decklid channel, hollow, most Sedans where seal installs in channel of body, not for coupes, where seal is usually mounted on lid. Original configuration. 14-1/2 ft. strip. Many Models.



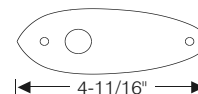
70-0083-85

1940 Gasket, trunk lid lock handle. Replaces #349285. Styles 1375, 78, 79; 1385, 88, 89; 1395, 98, 99.



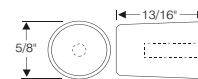
30-0263-87

1940 Pad, trunk handle gasket. Fully molded replacement for #349284. Used on all sedans (including conv't sedan).



30-0515-87

1940-41 Cap for covering fender bolt, trunk interior. Brown rubber. Most models.



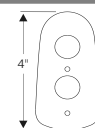
30-0299-89

1941-50 Weather-strip, trunk. Fits Clippers.



70-1690-84

1948-50 Gasket, rear decklid lock and handle mounting. Replaces #3399137. All Series 22 and 23.



30-0126-87

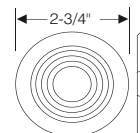
1951-56 Weather-strip, trunk. Fits most bodies.



70-1691-84

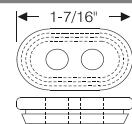
Interior & Headliner Parts

1930-58 Grommet, dimmer switch for carpet applications. 2-3/4" overall wide flange for stitching, 1" hole for dimmer switch. For early closed models and all later models as required.



40-0083-88

1951-56 Grommet, headliner bow end. Replaces #424313. 12 required per car. All sedans (including club sedans)



70-1713-88

Adhesives

See the "Information" Section of this catalog for quality adhesives and cleaners.



Warning: This product can expose you to chemicals including lead w known to the State of California to cause cancer or birth defects or other reproductive harm. For more information, visit www.P65Warnings.ca.gov.



Steele Rubber

Order Toll Free: 800-472-2573
Discover-MasterCard-Visa

To view parts or illustrations, please visit our website. Visit www.packardparts.com
Info: 1-317-736-6233 • Fax: 1-317-736-6235 • 1-317-736-6236





ORDER FORM

MAX MERRITT AUTO PARTS

Packard Parts & Accessories

235 Terre Haute Street • Franklin, Indiana 46131

(317) 736-6233 • Fax (317) 736-6235 • 1-800-472-2573 TOLL FREE ORDER LINE

SOLD TO: _____

SHIP TO: _____

CUSTOMER # _____ DATE _____

DAY PHONE # _____

METHOD OF PAYMENT

Please Check

PAYMENT IN FULL

____ Amount Enclosed \$ _____

____ COD

____ Credit Card Type:

VISA _____ MC _____ DISC/NOV _____ AMEX _____

CARD # _____ Exp. _____

3 Digit Code _____

VEHICLE INFORMATION

Year _____ Engine _____

Model _____ Chassis _____ Body# _____

TRANSMISSION: ☐ Automatic ☐ Standard ☐ Std. OverdriveSTEERING: ☐ Power ☐ StandardBRAKES: ☐ Power ☐ Standard

QTY	PART#	DESCRIPTION	PRICE (Ea.)	TOTAL AMOUNT

No Credit or Refund for Returned Items Without Copy of Original Invoice.

No Refunds After 30 Days. *From Ship Date

20% Restocking Charge Will Be Charged on Returns, Except In Cases of Items Shipped In Our Error. 25% Restock on Steele Rubber.

Shipping Charges Shortages Will Be Billed and Overages Will Be Re-funded With Order.

SUBTOTAL

INDIANA RESIDENTS ADD SALES TAX (7%)

SHIPPING & HANDLING - TO BE DETERMINED
\$9.00 minimum

COD CHARGES: \$12.50

TOTAL